

## **ANNUAL REPORT FISCAL YEAR 2019 (7/1/2019 – 6/30/2020)**

Our Mission: SHIP provides leadership in response to identified community needs and collaboratively provides for the delivery of health, human services, education, and public safety in Siouxland.

Early Childhood Vision: Every child, beginning at birth, will be healthy and successful.

### **Preschool and Early Learning**

- \* SHIP's Early Childhood Iowa funds helped 52 children aged 3-5, from 52 low-income families, gain access to 10 high quality preschool programs through scholarship assistance
- \* The average cost per scholarship was \$1,222.27
- \* 79% of these children displayed age appropriate skills by the end of the year

### **Family Support Programs**

- \* SHIP's Early Childhood Iowa funds served 366 children aged 0-5 from 336 at-risk families through 5 family support programs (4 of which are nationally accredited, 1 of which is a state-accredited Family Resource Center)
- \* 3,318 home visits were provided to the families and children that these programs serve.

## **Stories of Success**

When this family started the program, the child's goal and family's focus was on working with motor skills and developing the ability to crawl for the child. Due to regression and continued monitored concerns through the ASQ, as well as medical concerns, the child was referred for additional physical therapy to help with walking. The family recently settled with the court on an old debt, which resulted in them receiving a better mortgage rate for their home. The family used the money saved from the mortgage to buy a newer vehicle that fits the family and maneuvers well in the Iowa climate. The child babbles and loves to read books with the other siblings. The child continues to enjoy the company of those around him and his family. During COVID-19, this family used the time to help their child's progress in walking. Currently, the child can stand and walk with support; a stepping-stone to walking independently. - Early Head Start Community Action Agency (CAA) of Siouxland

When this family entered the program, the child was participating in multiple services due to a chronic disability. The family was in need of different services to correspond to the severe needs of their child. Throughout the program year, the family made strides to find transportation services and other much-needed resources to take their child to the Children's Hospital of Omaha. The child has slowly increased movement in his neck and body. He coos and makes small noises, which is an accomplishment for the child with his disability and an improvement in the child's development from the beginning of the program year. - Early Head Start CAA of Siouxland

## Services, programs and activities we support:

- \* Quality Preschool and Child Care Scholarships to Low-Income Families
- \* On-site Quality Child Care Center for Teenage Parents obtaining a High School Diploma
- \* On-site Quality Child Care Center for Women in Drug/Alcohol treatment and Housing
- \* Evidence-Based, Nationally Accredited In-Home Family Support Programs for At-Risk families
- \* Full-time I-Smile Oral Health Collaborative Program to Provide Screenings, Referrals, and Fluoride Varnishes to Children aged 0-5
- \* State-Accredited Family Resource Center with In-Home Visits and Parenting Classes
- \* Annual Kids Fest Health Fair for Ida County Children & Families
- \* Western Iowa Tech Community College Early Childhood Education Scholarships for Child Care Providers working in Ida or Woodbury County
- \* Child Care WAGES® program awards education-based salary supplements to early childhood professionals.
- \* 3-Year-Old Preschool Classroom for families living in Ida County
- \* Investment Program to support child care businesses in Ida and Woodbury Counties

## Oral Health & Developmental Delay Screenings

SHIP's Early Childhood Iowa funds have supported the Oral Health Program at Siouxland District Health Department since SHIP was designated an Early Childhood Iowa area in 1999. Now called the I-Smile Oral Health Program, the program provides dental screenings and fluoride varnishes, as well as dental health education to children 0-5 at child care centers, preschools, and kindergarten registrations in Woodbury County. This year, 309 (1,460 FY19) children were served. Of those 309, nearly 42 (251 FY19) needed follow-up dental care. 26% (31% FY19) of those children needing treatment were later verified to have received treatment by a dentist. 86% (83% FY19) of the children screened were cavity-free. Additionally, 962 (2,049 FY19) were educated. The total average cost for these screenings is very low: only \$91.62 (\$53.30 FY19) per child. *FY2020 #'s - due to COVID-19*

The Early Childhood Iowa Committees mandated the all children in centers receiving ECI funds, would be screened for developmental delays using the Ages and Stages Questionnaire. 957 total children were screened, 91% of all children served in all 14 programs. 57 of the children screened were referred on for critical services including; AEA, mental health, head start, medical specialists, dentists, ophthalmologists, audiologists, family health practitioners, and Individual Education Plans.

Siouxland Human Investment Partnership is committed to increasing the quality and accessibility of services for families with young children. SHIP has been able to do this through collaboration with dozens of quality Early Childhood Programs including:



## Community Plan Updates in SFY'2019

**Name of Early Childhood Area: Siouxland Human Investment Partnership**

Iowa Code chapter 256I requires that local ECIA boards report progress toward and achievement of desired results identified in the Community Plan.

Provide a narrative of the ECIA's progress in the last year towards the priorities and strategies identified in the most recent Community Plan. Success and/or challenges to meeting the ECIA goals may also be included.

Developmental Delays Screenings: The sixth indicator under the Healthy Children Priority - *% of children screened for developmental delays that are referred on for additional services* was fully developed by the end of fiscal year 2017 and contractually mandated on all fiscal year 2018 contracts. The sub-committee established screenings, re-screens, screening tools, who scores, referrals, target population for program pilot, training of screeners, and monitoring by Child Care Nurse Consultant. The Ages and Stages Questionnaire was selected by the sub-committee to fulfill the required outcomes and measurements for developmental delay screens. ASQ screens began in the fall of 2017 (fiscal year 2018) mandating that all centers receiving ECI funds would screen every child attending their center (both scholarship and non-scholarship children). FY2020 outcomes were recorded in the providers' mid-year and annual reports. 51 (65 FY19) scholarship children and 619 (892 FY19) non-scholarship children were screened. 7 (9 FY19) scholarship children and 23 (48 FY19) non-scholarship children were referred to AEA, Mental Health, Head Start, Medical Specialists, Dental Care, Eye Doctors, Audiologists, Family Physicians, and IEPs. No parents refused the referrals in FY2020 and only (2 scholarship parents and 0 non-scholarship parents refused the referrals FY19) proving that ECI dollars can go a lot further than just scholarship families when the community works together.  
*FY2020 #'s - due to COVID-19*

Lectio Institute: The 4<sup>th</sup> indicator under Accessible, Affordable Quality Preschool - *% of preschoolers ready for Kindergarten* - SHIP, Siouxland Community Foundation, Sioux City Community School District (SCCSD), Siouxland District Health Department, and the Comprehensive Strategy Council members attended the 2017 (FY18) and the 2018 (FY19) Lectio Institute to gain knowledge to guide community stakeholders through a comprehensive analysis of our literacy programs and services, to focus our goals, design, desired outcomes, and resource allocations. The ultimate goal is to achieve Grade Level by Eight with a 3 Prong Approach: Early Literacy, Chronic Absenteeism, and Summer Literacy. SCCSD's Associate Superintendent, Dr. Kim Buryanek, approached the Comprehensive Strategy Council with shocking statistics; only 16.58% of preschool students in the district were meeting benchmarks on Fall IGDI's and only 45.44% were meeting benchmarks on Fall FAST Data, well below the state and national averages. This is when the Comprehensive Strategy Council narrowed their literacy focus to ages 0-5. They invited the Ida/Woodbury ECI Director to join the council to focus on community engagement to increase Kindergarten readiness with a literacy campaign that would ultimately narrow its focus to ages 0-3. Matt Ohman and Kerri Hall have both participated in the Lectio Institute and are on the Lectio Leadership Team which continues to meet monthly to guide the work of the Grade Level Reading Campaign efforts as well as the 0-3 Prime Age To Engage Initiative.

Grade Level Reading Campaign (GLR): The 4<sup>th</sup> indicator under Accessible, Affordable Quality Preschool - *% of preschoolers ready for Kindergarten* - Since attending the first Lectio Institute SHIP, Siouxland Community Foundation, and the Sioux City Community School District have been involved in the GLR Campaign in an effort to close the achievement GAP here within the largest school district in the area. In June of 2017 the Siouxland Community Foundation sent the Ida/ Woodbury Co. ECI Director (Kerri Hall) to the



GLR Conference in Denver Colorado to explore strategies that could be implemented in this community. The information that was obtained has been invaluable to the Comprehensive Strategy Council, applied to collaborative efforts, and the community has since been recognized for two National Grade Level Reading Campaign Pace Setter Awards at the 2020 All America City Awards Celebration in Washington D.C. (Moved to online due to Covid-19). Kerri Hall has since attended the Ralph Smith State Pacesetter Luncheon at the Capitol, the Iowa GLR Gathering in Des Moines, and presented at the Early Childhood Iowa Systems Summit GLR Breakout Session and the GLR Gathering at the Early Childhood Brain Science Conference in Des Moines. Matt Ohman and Kerri Hall are also both part of the GLR Commons online discussions platform.

0-3: Prime Age to Engage: The 4<sup>th</sup> indicator under Accessible, Affordable Quality Preschool - % of preschoolers ready for Kindergarten - SHIP, Growing Community Connections, Siouxland Community Foundation, Sioux City Community School District, Comprehensive Strategy Council (now identified as Source for Siouxland), Siouxland District Health Department, the United Way of Siouxland, along with 70+ community partners are continually moving the 0-3: Prime Age to Engage literacy campaign (which is the result of efforts put forth by the Lectio Leadership Group and Grade Level Reading Campaign involvement) forward. The initiative now has five focus groups of community leaders dedicated to this initiative. Matt Ohman (SHIP's Executive Director), JoAnne Gieselman (Director of Growing Community Connections through SHIP serving as the backbone agency), and Kerri Hall (SHIP's Early Childhood Iowa Director) have been a part of this initiative since it took on this early childhood 0-3, early literacy focus.

The five action teams are;

Early Learning Environments (Convened by Kerri Hall and co-facilitated by Kerri Hall and the Sioux City Community School District's Associate Superintendent, Dr. Kim Buryanek). The Early Learning Environments' group (ELE) objective is to focus on early learning environments including but not limited to; educating child care providers on 0-5 brain development and the importance of quality early learning environments for life readiness, identify non-traditional early learning environments where children gather, and to create opportunities for adults and young adults to engage in literacy opportunities with children 0-3. This group's activities are; to increase provider understanding and knowledge of quality language and vocabulary practices in early learning environments and to raise the quality of language and vocabulary in early learning environments by increasing the number of interactive conversations between adults and children. The ELE group visited as many of the 250 child care centers and in-home child cares in the area within the first year to deliver brochures and recruit involvement in the initiative. In year two they began providing follow up visits to those same child care providers providing signage and posters with reminders to be constantly and always talking, playing, reading, and singing. In person visits have been halted due to Covid-19. The Crittenton Center, in conjunction with SHIP, SCCSD, and Iowa State University, held the first Lena Start pilot group class in Sioux City in the Spring of 2019. Eight families were enrolled and seven completed the curriculum. Overall, families started around the 40th percentile for Adult Words spoken to their children and ended around the 70th percentile while participating in the LENA Start program. In terms of the parent's reports of their children's language ability, the children started around the 20th percentile and progressed to the 50th percentile by the end of sessions. This could be attributed to positive change in many of the domains that are important for positive child development and a big boost in child-directed speech because of the Lena Start class. Another percentage that increased greatly from pre-post was awareness of child development, which is a goal of Crittenton Center's Resource Center. Community Action Agency of Siouxland - Early Head Start program began LENA Home in the Spring of 2019. An overall goal for the Head Start and Early Head Start program has been to increase the literacy skills of children. LENA Home has a coaching guide for home visitors to follow when working with the family in the home. The coaching guide

provides a step by step approach along with videos and parent resources to support the facilitation of language development within the home. In addition, the program provided participants with a children's book for each week they participated. Eleven families were able to complete the program, 13 LENA Home lessons and a minimum of 6 valid recordings. The aggregated data shows all families had a 13% gain from the initial recording to their final recording and a 4% increase in conversational turns. For lower talk families, the data reflects a 21% gain for adult words and a 13% gain in conversational turns from the first to final recording. Children with an identified or suspected language delay showed a 32% gain in adult words and a 10% gain for conversational turns. The program is planning to begin cohort 2 in September. This group partnered with Iowa State Extension to assist in the pilot year (SFY2019) for Lena Start in the Resource Center/Home Visitation program within the Crittenton Center as well as Lena Home in the Early Head Start Program within Community Action Agency (CAA) of Siouxland in Sioux City. CAA's second cohort of LENA Home finalized in March 2020. There were 12 participants in this cohort with 184 valid recordings completed. The aggregated data is showing adult words increased by 19% for all families and by 23% for lower talk families. The amount of adult child conversational turns increased by 7% for all families and by 9% for lower talk families. Developmental snapshot reports show a 20% growth for all children and a 6% growth for lower talk children. The home visitors and their supervisor meet throughout the completion of this cohort to focus on LENA coaching guides, to evaluate data and graphs, and discuss successes and challenges. Feedback for Crittenton Resource Center (CRC) Lena Start group from all of the families and the Family Support Workers was very positive. The Family Support Workers kept in contact with the majority of families and they are still utilizing what they learned from the course regarding the importance of reading to their children, talking to them more, and less screen time. From the data, we learned the results were better when the children were older than newborn age. Despite the fact that reading and talking to newborns is important, they don't respond back "number of turns" because they do not yet coo or make other sounds in response to parents engaging them that can be tracked by the device. Older babies and toddlers responded back more frequently. CRC had another LENA Start group scheduled to begin in March of 2020 but due to Covid-19, the class was rescheduled for later in the fiscal year, or possibly pushed into FY2021, but funding cuts inevitably shut the program down completely. This is very unfortunate as the class was going to be taught in Spanish (by CRC's Spanish speaking Family Support Worker). CRC had 10 families register right away and additional families already on a waiting list. All families who registered were willing to wait for the class to be held in the future. CRC had already ordered books and some of the toys for the families that go along with each class. The data chart is available upon request. The Early Learning Environments group will continue to search for the funding to continue the project with CRC as well as funding to add the LENA Grow program to our community. Prior to Covid-19 our initiative was on track to have all three programs (LENA Start, LENA Home, and LENA Grow) running simultaneously - making Siouxland only the second community in the country to do so with Nashville Tennessee being the first and only. The group added, at least one, permanent StoryWalk (two are to be completed in FY2021) and a Mobile Story walk (completed in FY2020) to their action plan. To date, discussions are in the works for two locations for a permanent StoryWalk and Growing Community Connections, a local non-profit that has been a partner of the initiative since its planning stages, recently unveiled its Mobile StoryWalk at National Night Out. The StoryWalk featured the book If You Give a Mouse a Cookie and every child received both a book and a cookie when they completed the walk. The Early Learning Environments group has completed work on a Legal Toolkit (similar to the Medical Toolkit) to provide to those in the legal profession who work with families of young children. The legal toolkit was to be made accessible to judges, attorneys, clerk of courts, and all those working in the juvenile justice system but due to Covid-19 there has been a delay in getting these out but the team is hopeful we will have these distributed before the end of the calendar year.

Early Literacy (Convened by Matt Ohman and co-facilitated by Matt Ohman and the SCCSD's Associate Superintendent Dr. Kim Buryanek) The Early Literacy group created book-rich environments in public agencies where children and families gather. Year 1's bookshelves and books went to Boys and Girls Club of



Siouxland, Community Action Agency of Siouxland, Council on Sexual Assault and Domestic Violence, Crittenton Center, Jackson Recovery Centers Women & Children's Center, Mary Treglia Community House, and the Sioux City Housing Authority. The shelves were built and donated by the Homebuilder's Association, and the books donated by a business, D2 Worldwide, that does an annual Books for Budding Brains book drive. Children and families visiting these agencies are able to read together in the lobby, and families can take the books home with them to keep after the visit is over. The book shelves have been expanded to laundry mats around the city in year two of the initiative. Additionally, 12-minute videos developed by the Sioux City Community School District have been shared with agencies to help staff talk to families about the importance of reading during visits. One video is a teacher reading to a toddler and the other is the same teacher reading to an infant. In some lobbies, the videos may play on a loop. In Year 2, the committee has added four more agencies to the existing seven: Hall Law Firm, LifeScape Able Kids, and two of Unity Point's family health clinics. The four new shelves were built by the local Carpenter's Union and Boys and Girls Club of Siouxland in partnership with Makerspace. D2 continues to supply books through their book drive (nearly 5,000 collected in 2019) and even delivers books to replenish shelves. Sioux City Community School District has produced another video to help parents and caregivers understand how to read to young children. Additionally, a mobile "bookshelf" (wagon) was purchased with donations and committee members have taken it out to community events to give away free books to children and families. There have been some discussions with Sioux City's local Hy-Vee managers to bring Supermarket Speak to the local Hy-Vee Stores. Supermarket Speak is a program that uses colorful posters within the supermarket to encourage conversation between children and their caregivers while they shop.

Health Action Team (Convened by Siouxland District Health Department's Health Promotions and Planning Coordinator Michelle Lewis and facilitated by Michelle) The Health and Medical Connections group is working with medical providers and encouraging them to promote literacy by participating in the Reading Prescription Program. Five different physicians' offices continue to participate in the Reading Prescription program. Practitioners provide a physical prescription that requests parents and care givers read to their children 15 minutes, twice daily, along with a free age-appropriate book and literacy education, during well child exams. The focus of year two includes working with prenatal programs, OBGYN offices and a birthing hospital. One prenatal program (Centering on Pregnancy) held at the Federally Qualified Health Center now incorporates a session on the importance of literacy within their curriculum. Participants in the program receive a free book at the completion of that day's session. One OBGYN office is very interested in the program and is in the process of ordering books to be given to their patients. One birthing hospital is also participating in sharing information of early childhood literacy. All new moms had been receiving a registration form for the Dolly Parton Imagination Library, but due to capacity with the program have now had to stop. The hospital is currently looking into the process of providing a new book to each baby. Books supplied to the physician offices and prenatal program are available at the Siouxland District Health Department's Book Depot. These books are donated books from a book drive held in partnership with D2 of North Sioux City, SD and the United Way of Siouxland. There are currently 6,000 books available at the Depot.

Media and Outreach (Convened and facilitated by the Comprehensive Strategy Council including SHIP's Matt Ohman, and Kerri Hall) The Media and Outreach group hired Bass Advertising to create an identity for the campaign: 0 – 3 Prime Age to Engage. SHIP has worked closely with Chatterkick, a social media and

marketing firm, to create a website that contains the links that parents, caregivers, and providers can utilize for all their early literacy needs. Thanks to a focus grant awarded by United way of Siouxland, billboards were displayed in five locations around Siouxland, and radio spots began in August 2018 on KISS, KQNU and KSUX. The three stations were chosen because they have the greatest reach with women between the ages of 18 and 34. The radio spots are 60 seconds long. The stations have each matched the paid spots to double the coverage. The campaign officially launched with a press conference on July 30, 2018 and is currently in year two. Two billboards are still in their original locations in neighborhoods that house the most at risk youth and the other billboards rotate when there is a slot vacancy. The radio spots are now on the public service announcement rotation. A press release was held in March of 2019 to unveil the 0-3 Prime Age to Engage posters that were created by the Sioux City Community School District's Career Academy. The mobile bookshelf was also unveiled at the press release.

READY! for Kindergarten: (Convened and facilitated by the Sioux City Community School District's Director of Elementary Education Dr. Brian Burnight) The READY! for Kindergarten program delivers workshops and take-home student materials, to inspire and support parents while helping their young children develop strong brain connections to support success as students transition into Preschool and Kindergarten. Parents and caregivers attend a series of workshops each year, based on their child's age. They learn new skills and helpful tips to nurture development in ways that foster academic skills and personal behaviors to boost children's motivation, perseverance, and engagement in learning. READY! Facilitates interactions and active learning by using movement, play, exploration, communication and all of a child's senses - seeing, hearing, smelling, touching and tasting. The READY! for Kindergarten curriculum is designed around 26 Age Level Targets®, or measurable skills, that most highly correlate to success in school. The Sioux City Community School District has doubled participation of families in the program in the initial two years and anticipates supporting more than 100 families from high poverty schools the 2019-20 school year.

While each action team has their own individual focus, the overall common agenda is to improve literacy to narrow the achievement gap. There are many collaborations in the works that have not been referred to in this update as many details have not yet been finalized. The initiative is rapidly growing with new ideas coming in every day. All goals and objectives written into the Year One Action Plans were successfully completed by all Action Teams. Year Two Action Plans are well underway, and goals and objectives are anticipated to be completed by the end of the calendar year.

Community Child Care Solutions: All indicators under Accessible, Affordable Quality Child Care - % of providers with QRS Level 3 or higher, % of regulated programs / providers, and % of average median income that parents pay for child care – SHIP's Matt Ohman, Kerri Hall, and JoAnn Gieselman, have partnered with the Iowa Woman's Foundation, and many other local agencies and businesses to become part of the Building Community Child Care Solutions initiative. SHIP's Executive Director and Early Childhood Iowa Director are the contractors for Ida County. Kerri facilitates and convenes the Businesses and Child Care/Child Care Entrepreneurs group while Matt convenes and facilitates the Before and After School Care group. Matt and Kerri both facilitated a business informational luncheon for 50 CEOs and Presidents of Woodbury County's largest employers. Since the meeting, solutions groups have been created and Matt and Kerri are in the same groups, Matt is with Before and After School Programing while Kerri and JoAnn(convener/facilitator) are with Businesses and Child Care/Entrepreneurs/2<sup>nd</sup> & 3<sup>rd</sup> Shift Child Care/College and Child Care. In Sioux City every time the Community Child Care Solutions team gets together it brings them closer to some great solutions. Together they are looking at ways to improve the availability and accessibility of quality, affordable childcare in our community. Teams were identified to work on solutions and now four of those team have joined up to make up the Siouxland CCC Solutions

group. They are comprised of: #1 Business and Child Care, #2 2nd and 3rd Shift Child Care, and #3 Child Care Entrepreneurs, and #4 College and Child Care. They have had many great discussions on the need for high quality child care in the area, the concern about having enough early Childhood staff to fill positions especially with the pay and benefits for those positions being so low and many other topics. They now know that businesses are open to ideas for supporting working families. There were so many great directions that could have been taken. Through guided facilitation three goals were determined for the year and considered at the heart of these solutions is the importance of partnering with businesses: The goals being developed include- A.) A presentation to share with businesses to increase awareness of the importance of high quality, affordable childcare. B.) An elevator speech for all business to have when they meet with Legislators- there needs to be a consistent message C.) Establish Safety net spots at different child cares with businesses. One example; the business would pay for two, year-round slots at a child care and whenever they need a spot for their employee's child, they could call the child care and there would be a place for them. The child care would staff their facility as if the children were always there. In Ida County, another luncheon was held September 3, 2019 to determine next steps. The Iowa Women's Foundation launched CAREforce for our WORKforce campaign statewide chose Sioux City as one of six communities to highlight efforts as more targeted awareness. The ECI Director has been working very hard to distribute materials throughout the community after the Press Release in July. The distribution has been challenging due to Covid-19.

All of these updates are ongoing and will continue to strengthen as they gain momentum in the community.



## Early Childhood Iowa Local Board Composition FY19-20

Name of Early Childhood Area:		SHIP (Ida & Woodbury County)	
Number/Range of Board Members Required in Bylaws:		9-25	Total Number of Board Members that served during the year: 24
Number of Board Members (board size) on July 1, 2019:		24	Total # of hours board members spent at board meetings: 300

Instructions: List all members of the EC board during the fiscal year. List all current board members at the top of the table, followed by members that vacated board positions. If additional rows are needed, add above the "Total # Members possible for the meeting" row.

Name/Office	Gender (M/F)	Employer	Representation (throughout the fiscal year)	Term Information			Board Vacancies	Meeting Attendance (place an X in the box if the member was present)													
				Date member joined the board	Term #	Date Term Ends	Date member vacated the board	Jul-19	AUGUST	SEPTEMBER	OCTOBER	NOVEMBER	DECEMBER	JANUARY 17TH	JANUARY 20TH	FEBRUARY	MARCH	APRIL	MAY	Jun-20	
Suzanne Allen	F	American Indian Council	Citizen	9/1/2016	2	6/30/2022				X				P	EV	P	Z			Z	
Pattie Andrews	F		Citizen	7/1/2017	2	11/30/2019					X				EV						
Amy Bloch	F		Represents Provider Coalition	7/1/2015	2	6/30/2021				X				P	EV	X	Z	Z			
Tom Bouska	M	Dept. of Human Services	Required Bylaws & ECI - Human Servs.	7/1/2010	1	6/30/2022				X	X		X	P	EV	X	Z	Z	Z		
Dr. Kim Buryanek	F	Sioux City Comm Schools		4/19/2019	1	6/30/2022				X	X	X		P	EV	X	Z	Z	Z		
Erica DeLeon	F		Required ECI Parent	7/1/2015	2	6/30/2021				X	X	P	X	P	EV		Z	Z	Z		
Brenna Franken	F	NWAEA	Required Bylaws - Ida County	4/1/2016	2	6/30/2022				X	X	P	P	P	EV	P	Z	Z	Z		
Dr. Paul Gausman	M	Sioux City Comm Schools	Required Education	7/1/2016	2	6/30/2022									EV						Z
James Gobell	M	Unity Point	Required ECI - Business	4/1/2016	2	6/30/2022				X		X		P	EV	X			Z	Z	
Charlotte Gorter	F		Citizen	2/17/2017	2	6/30/2022				X					EV	X	Z	Z	Z		
Jeff Hackett	M		Citizen	7/1/2017	1	6/30/2020					X				EV	X					
Sally Hartley	F	NWAEA	Required ECI-Early Care	7/1/2015	2	6/30/2021					X	P		P	EV	P	Z	Z	Z		
Tim Kacena	M		Elected Official	7/1/2018	1	6/30/2021					X	P		P	EV	X	Z	Z	Z		
Karen Mackey	F	Human Rights Comm	Citizen	7/1/2018	1	6/30/2021				X	X	P	X	P	EV	X	Z	Z	Z		
Shella Martin	F		Citizen	7/1/2018	1	6/30/2021				X	X	P	X	P	EV	X	Z	Z	Z		
Mark Monson	M		Citizen	7/1/2015	2	6/30/2022				X	X		P	P	EV						
Rex Mueller	M	SC Police Dept	Citizen	7/1/2018	1	6/30/2021						X	X	X	EV	X	Z	Z	Z		
Gary Niles	M	Juvenile Court Services	Required Bylaws - JCS	7/1/2009	1	6/30/2021					X	X	X	P	EV	X	Z	Z			
Allison Polley	F		Citizen	11/1/2018	1	6/30/2021						X			EV	X			Z	Z	
Keith Radig	M	Woodbury County Board of Supervisors	Required Bylaws-Elected Official	2/1/2017	2	6/30/2022				X					EV	X					
Russell Senstad	M	Redeemer Lutheran	Faith Community	12/1/2016	2	6/30/2022					X	P	X	X	EV	X	Z	Z			
Barbara Small	F		Citizen	7/1/2018	1	6/30/2021				X	X		X		EV	X	Z	Z			
Alex Watters	M		Elected Official	3/1/2020	1	6/30/2022												Z	* Z	Z	
Pastor Neil Wehmas	M	Required Bylaws-Ida County	Represents Ida County	7/1/2017	1	6/30/2020															
										X	X				EV	X	Z	Z	Z	Z	
Denise Winter	F		Citizen	7/1/2015	2	6/30/2021				X			X		EV	X					
Total # Members possible for the meeting										24	24	24	23	23	23	23	24	24	24	24	
Total # Members attending meeting										14	14	14	14	11	23	19	14	16	15	11	
% Members attending meeting										59%	59%	59%	61%	48%	100%	83%	59%	67%	63%	71%	
Quorum Met - Enter Y (yes) or N (no)										Y	Y	Y	Y	N	Y	Y	Y	Y	Y	Y	
P=Phone																					
no meeting in July or August																					
EV= Electronic Vote																					
Z=Present via ZOOM																					
13F		Patti through November																			
1-1-M																					



	SCHOOL READY FUNDS UNDER EARLY CHILDHOOD IOWA			
	Early Childhood Iowa Area:		FY19	FY20
			This column must match the final FY19 financial statement submitted by the ECIA.	
	Revenues			
	Current allocation for Administration (not to exceed 3% of total award) for Reporting Year		\$25,627.00	\$26,585.00
	Quality Improvement Funds		\$65,515.00	\$65,127.00
	Other Programs/Services		\$763,093.00	\$795,024.00
	Subtotal current award		\$854,235.00	\$886,736.00
	Carry-forward from Previous Years: Available for Current Reporting Year			
	Brought Forward - Administration		\$0.00	\$0.00
	Brought Forward - Quality Improvement Funds		\$0.00	\$0.00
	Brought Forward - Other Programs/Services (includes interest applied)		\$138,307.71	\$89,383.34
	Subtotal Carry-forward funds		\$138,307.71	\$89,383.34
	Total Available funds		\$992,542.71	\$976,119.34
	Total Available Funds for Reporting Year			
	Administration (not to exceed 3% of total award)		\$25,627.00	\$26,585.00
	Quality Improvement Funds		\$65,515.00	\$65,127.00
	Other Programs/Services		\$901,400.71	\$884,407.34
	Interest Accrued in Current Fiscal Year (Must be used in Program and not Administration)		\$2,009.67	\$272.19
	Grand Total Budget for Reporting Year		\$994,552.38	\$976,391.53
	Expenditures (Reporting Year)			
	Administration Expenditures (not to exceed 3% of total award)			
	Fiscal Agent fees		\$0.00	
	Liability Insurance fees		\$5,125.40	\$6,000.00
	Financial Audit fees		\$3,331.51	\$4,500.00
	Board Expenses		\$7,944.31	\$8,000.00
	Administrative Staff (ECIA director, support staff, etc.)		\$0.00	\$0.00
	Other		\$9,225.78	\$8,085.00
	Quality Improvement Funds		\$65,515.00	\$65,127.00
	Other Programs/Services includes Interest Applied		\$814,027.04	\$769,693.72
	Grand Total Expenditures for Reporting Year		\$905,169.04	\$861,405.72
	Unexpended Balance of Funds for Reporting Year (Becomes Carry-forward in 1st succeeding year)			
	Administration (not to exceed 3% of total award)		\$0.00	\$0.00



Quality Improvement Funds			\$0.00	\$0.00
Other Programs/Services includes Interest Applied			\$89,383.34	\$114,985.81
<b>Unexpended Balance of Funds (Reporting Year)</b>			<b>\$89,383.34</b>	<b>\$114,985.81</b>
<b>Carryforward Percentage</b>				<b>13%</b>
FY'18 Amount over 20% into FY'19				
FY'19 Amount over 20% into FY'20				\$0.00
Amount subject to 20% for SFY'19 and 35% for SFY'20 (1-year only exception based on public health emergency)				
Carry-forward			\$89,383.34	\$114,985.81
Maximum Allowable Carry-forward to next year (20% for SFY'19 and 35% for SFY'20 of total current award)			\$170,847.00	\$310,357.60
Overage (Reduced from second succeeding year payments)			\$0.00	\$0.00

I hereby verify that the information contained in this financial statement is true and reflects the ending balance at the close of fiscal year.

Fiscal Agent Signature  
On behalf of:

Name of Early Childhood Iowa Area Represented

A	B	D	E
	<b>EARLY CHILDHOOD STATE FUNDS UNDER EARLY CHILDHOOD IOWA</b>		
	<b>Early Childhood Iowa Area:</b>	<b>FY19</b>	<b>FY20</b>
		This column must match the final FY19 financial statement submitted by the ECIA.	
	<b>Revenues</b>		
	Current allocation for Admin. ( not to exceed 5% of total award) for Reporting Year	\$13,328.20	\$13,467.10
	Program/Service Funds	\$253,235.80	\$255,874.90
	<b>Subtotal current award</b>	<b>\$266,564.00</b>	<b>\$269,342.00</b>
	<b>Carry-forward from Previous Years available for current reporting year</b>		
	Brought Forward-Administration	\$0.00	\$0.00
	Brought Forward -- Program/Service Funds	\$52,794.31	\$36,911.00
	Interest (Must be used in Program and not Administration)		
	<b>Subtotal carryover funds</b>	<b>\$52,794.31</b>	<b>\$36,911.00</b>
	<b>Total Available funds</b>	<b>\$319,358.31</b>	<b>\$306,253.00</b>
	<b>Current Year Available Funds (Current Allocation plus Carry-forward) by Category</b>		
	Administration (not to exceed 5% of total award)	\$13,328.20	\$13,467.10
	Program/Service Funds includes Carry-forward Interest	\$306,030.11	\$292,785.90
	Interest Earned During Current Fiscal Year	\$669.89	\$90.73
	<b>Total Available funds by category including Interest Earned in Reporting Year</b>	<b>\$320,028.20</b>	<b>\$306,343.73</b>
	<b>Expenditures ( Reporting Year)</b>		
	Administrative Expenditures (not to exceed 5% of total award)		
	Fiscal Agent fees	\$0.00	\$0.00
	Liability Insurance fees	\$1,666.02	\$2,000.00
	Financial Audit fees	\$1,066.26	\$1,000.00
	Board Expenses	\$2,665.64	\$3,500.00
	Administrative Staff (ECIA director, support staff, etc.)	\$0.00	\$0.00
	Other	\$7,930.28	\$6,967.10
	Program/Service Expenditures	\$269,789.00	\$267,458.09
	<b>Total Expenditures Reporting Year</b>	<b>\$283,117.20</b>	<b>\$280,925.19</b>
	<b>Unexpended Balance of Funds (Reporting Year)</b>		
	Administration	\$0.00	\$0.00
	Program/Service Funds	\$36,911.00	\$25,418.54

Unexpended Balance of Funds (Reporting Year)			
Carry-Forward Percentage			
FY'18 Amount over 20% into FY'19		\$36,911.00	\$25,418.54
FY'19 Amount over 20% into FY'20			9%
Amount subject to 20% for SFY'19 and 35% for SFY'20 (1-year only exception based on public health emergency)			
Carry-forward		\$36,911.00	\$25,418.54
Maximum Allowable Carry-forward to next year (20% for SFY'19 and 35% for SFY'20 of total current award)		\$53,312.80	\$94,269.70
Overage (Reduced from second succeeding year payments)		\$0.00	\$0.00

I hereby verify that the information contained in this financial statement is true and reflects the ending balance at the close of fiscal year.

Fiscal Agent Signature  
On behalf of:

Name of Early Childhood Iowa Area Represented



# Resource Center - Crittenton Center

## FSSD Report - Output Measures

Reporting Period: Full Year, 2019-2020



Reporting Year	Reporting Period	Organization Name	Program Name	County	Participants	Target Child?
July 2019 to June 2020	Full Year	All	Resource Center	Multiple values	All	All

### Children & Families Served

Children 0-5

214

Families

210

### Services Provided

Home Visits

830

Group-Based  
Parent Education  
Meetings

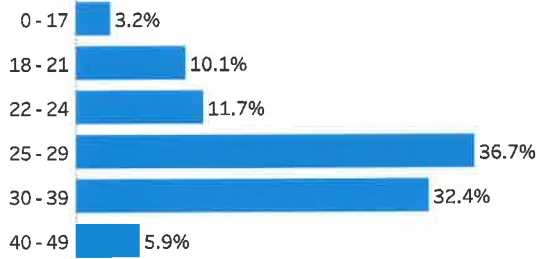
299

### Pregnancy Status at Enrollment

28.6%

Caregivers  
Enrolled Prenatally

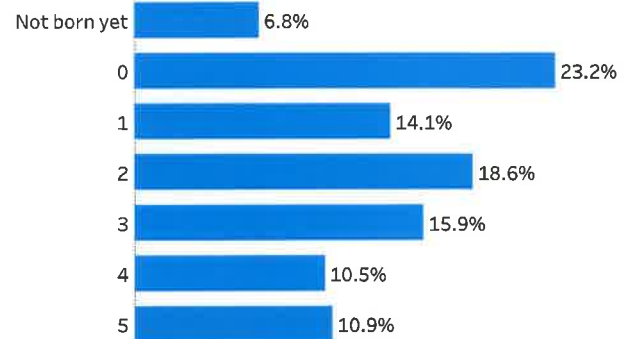
### Mom's Age at Enrollment



Average  
Age

28.90

### Child's Age at Enrollment



If you have questions about these reports, please visit <http://dalsey.iowa.dalseysolutions.org/> or contact the Iowa Help Desk at [dalsey.iowa@ku.edu](mailto:dalsey.iowa@ku.edu).

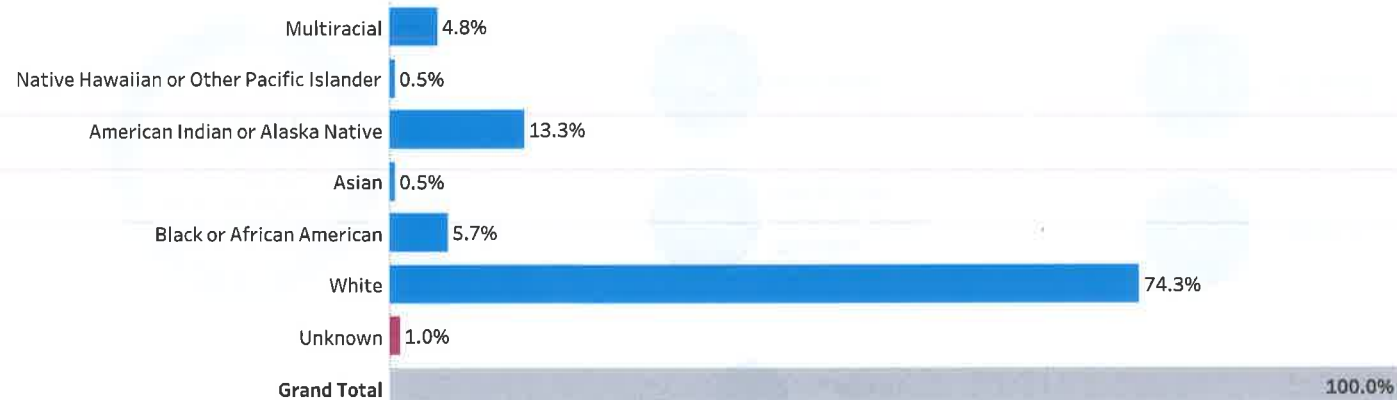
## Primary Caregiver & Household Demographics

Reporting Period: Full Year, 2019-2020

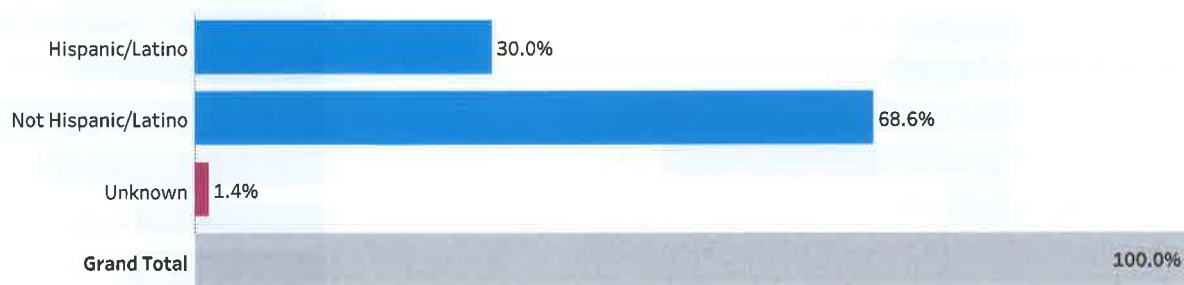


Reporting Year	Reporting Period	Organization Name	Program Name	County	Participants
July 2019 to June 2020	Full Year	All	Resource Center	Multiple values	All

### Primary Caregiver Race



### Primary Caregiver Ethnicity



If you have questions about these reports, please visit <http://dalseylowa.dalseysolutions.org/> or contact the Iowa Help Desk at [dalsey.iowa@ku.edu](mailto:dalsey.iowa@ku.edu).

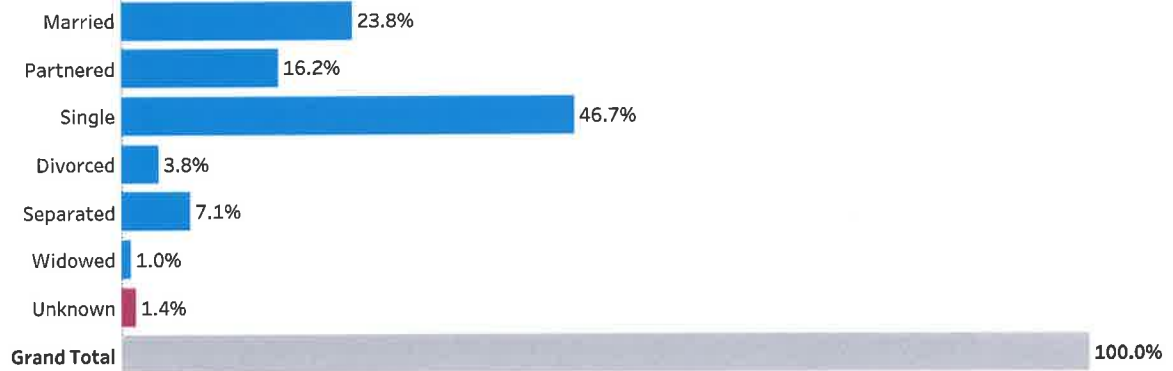
## Primary Caregiver & Household Demographics

Reporting Period: Full Year, 2019-2020

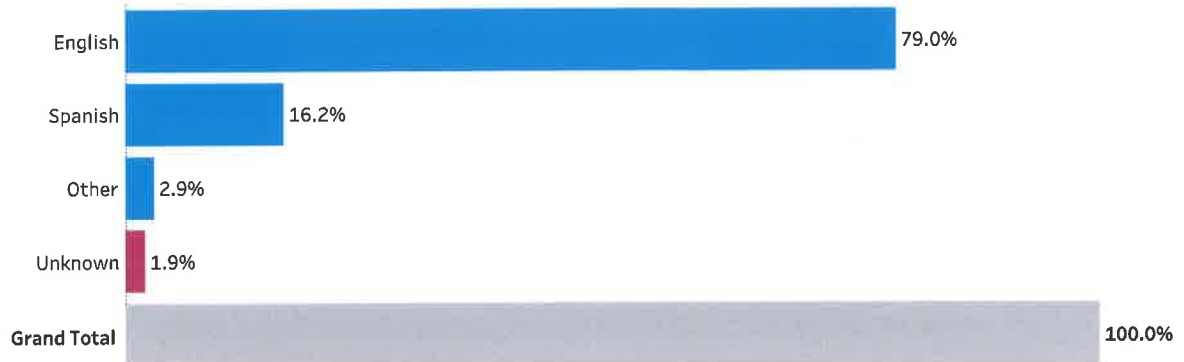


Reporting Year	Reporting Period	Organization Name	Program Name	County	Participants
July 2019 to June 2020	Full Year	All	Resource Center	Multiple values	All

### Primary Caregiver Marital Status



### Primary Language Spoken in the Home



If you have questions about these reports, please visit <http://daisy.iowa.daiseysolutions.org/> or contact the Iowa Help Desk at [daisey.iowa@ku.edu](mailto:daisey.iowa@ku.edu).



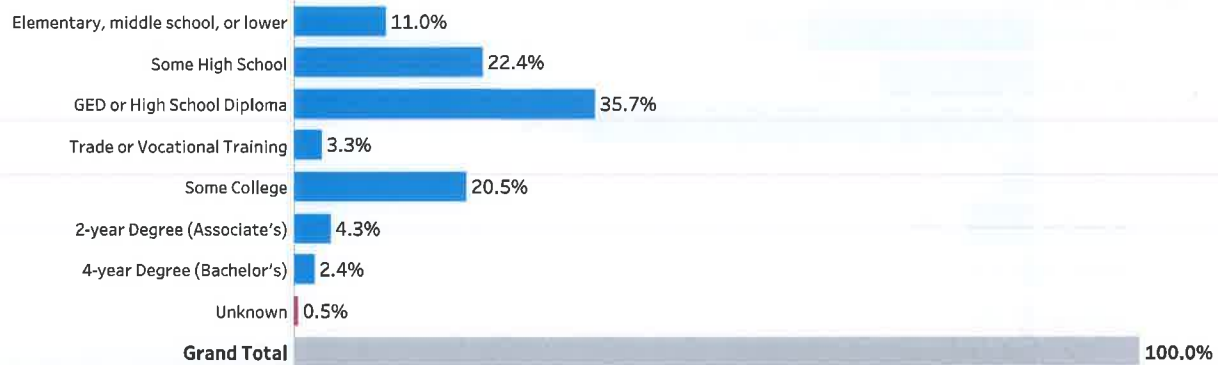
## Primary Caregiver & Household Demographics

Reporting Period: Full Year, 2019-2020

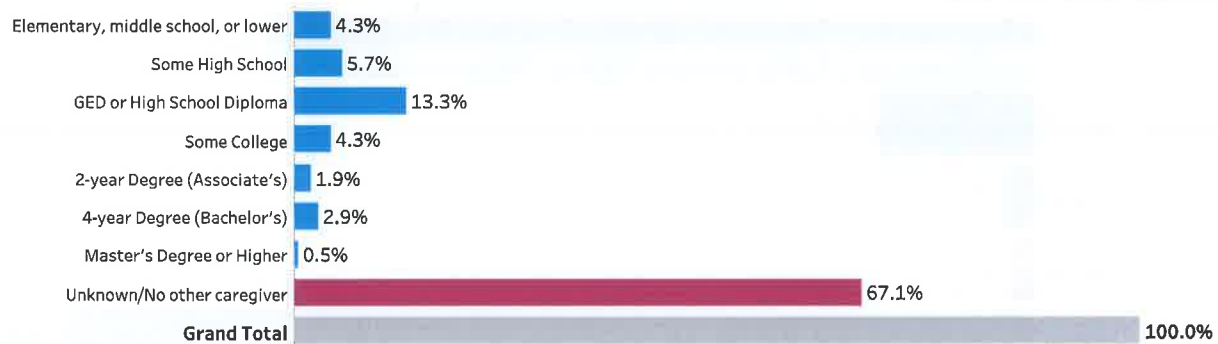


Reporting Year	Reporting Period	Organization Name	Program Name	County	Participants
July 2019 to June 2020	Full Year	All	Resource Center	Multiple values	All

### Primary Caregiver Education



### Other Caregiver Education



If you have questions about these reports, please visit <http://daisey.iowa.daisysolutions.org/> or contact the Iowa Help Desk at [daisey.iowa@ku.edu](mailto:daisey.iowa@ku.edu).

## FSSD Report - Other Demographic Questions

Reporting Period: Full Year, 2019-2020

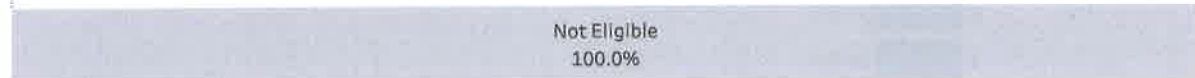


Reporting Year	Reporting Period	Organization Name	Program Name	County	Participants	Target Child?
July 2019 to June 2020	Full Year	All	Resource Center	Multiple values	All	All

### Of Families Enrolled This Period:



### Of Families Enrolled This Period Who Do Not Meet Shared Vision's Primary Requirement:



### Of Families Enrolled This Period:



### Of Families Served This Period:



### Of Female Primary Caregivers Served This Period:



If you have questions about these reports, please visit <http://daiseyiowa.daisevsolutions.org/> or contact the Iowa Help Desk at [dalsey.iowa@ku.edu](mailto:dalsey.iowa@ku.edu).

## Primary Caregiver & Household Demographics

Reporting Period: Full Year, 2019-2020




Reporting Year	Reporting Period	Organization Name	Program Name	County	Participants
July 2019 to June 2020	Full Year	All	Resource Center	Multiple values	All

### Household Size at Enrollment



### Federal Poverty Level at Enrollment



If you have questions about these reports, please visit <http://daisyiowa.daisy-solutions.org/> or contact the Iowa Help Desk at [daisy.iowa@ku.edu](mailto:daisy.iowa@ku.edu).




# FSSD Report - Protective Factors Survey Annual Outcome Measures

Reporting Period: Full Year, 2019-2020

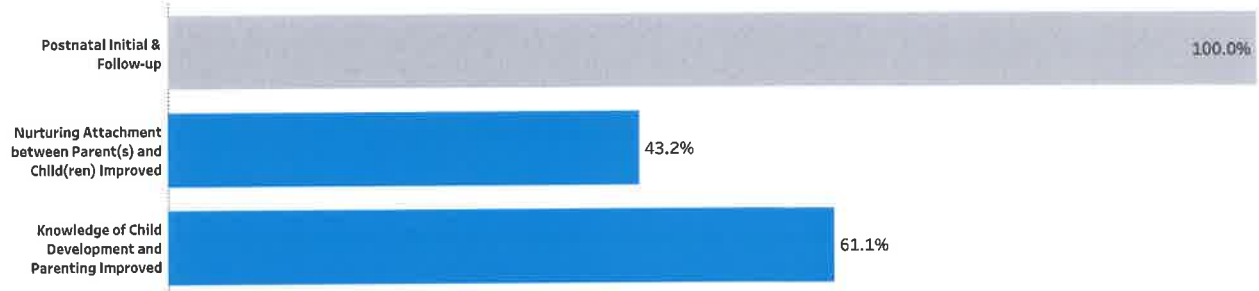


Reporting Year	Reporting Period	Organization Name	Program Name	County	Participants
July 2019 to June 2020	Full Year	All	Resource Center	Multiple values	All

## Outcome Measures based on Protective Factors Survey (PFS)



## Outcome Measures based on Protective Factors Survey (PFS)



Note: ECI group-based parent education and short-term home visiting are required to complete the PFS.

If you have questions about these reports, please visit <http://daiseyiowa.daiseysolutions.org/> or contact the Iowa Help Desk at [daisey.iowa@ku.edu](mailto:daisey.iowa@ku.edu).



# Early Head Start - Community Action Agency of Siouxland

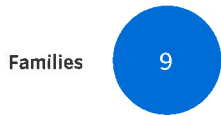
## FSSD Report - Output Measures

Reporting Period: Full Year, 2019-2020

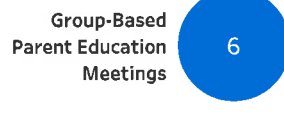


Reporting Year	Reporting Period	Organization Name	Program Name	County	Participants	Target Child?
July 2019 to June 2020	Full Year	All	All	All	All	All

### Children & Families Served



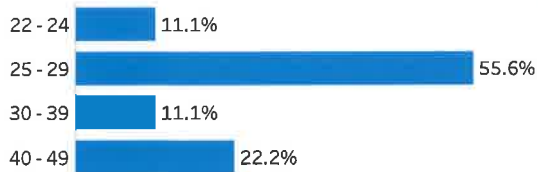
### Services Provided



### Pregnancy Status at Enrollment



### Mom's Age at Enrollment



Average Age

30.66

### Child's Age at Enrollment



If you have questions about these reports, please visit <http://dalsey.iowa.daiseysolutions.org/> or contact the Iowa Help Desk at [dalsey.iowa@ku.edu](mailto:dalsey.iowa@ku.edu).






## Primary Caregiver & Household Demographics

Reporting Period: Full Year, 2019-2020




Reporting Year	Reporting Period	Organization Name	Program Name	County	Participants
July 2019 to June 2020	Full Year	All	All	All	All

### Primary Caregiver Race



### Primary Caregiver Ethnicity



If you have questions about these reports, please visit <http://daisey.iowa.daiseysolutions.org/> or contact the Iowa Help Desk at [daisey.iowa@ku.edu](mailto:daisey.iowa@ku.edu).



## Primary Caregiver & Household Demographics

Reporting Period: Full Year, 2019-2020




Reporting Year	Reporting Period	Organization Name	Program Name	County	Participants
July 2019 to June 2020	Full Year	All	All	All	All

### Primary Caregiver Marital Status



### Primary Language Spoken in the Home



If you have questions about these reports, please visit <http://daiseyiowa.daiseysolutions.org/> or contact the Iowa Help Desk at [daisey.iowa@ku.edu](mailto:daisey.iowa@ku.edu).





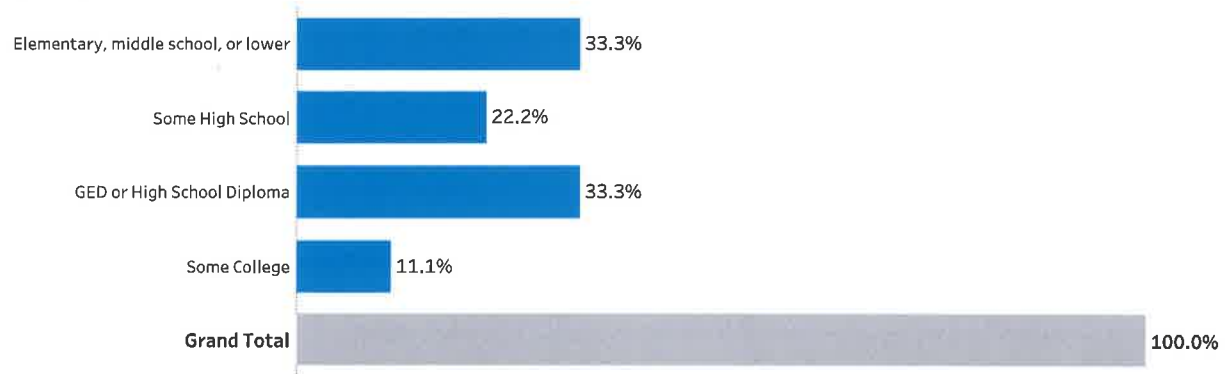
## Primary Caregiver & Household Demographics

Reporting Period: Full Year, 2019-2020

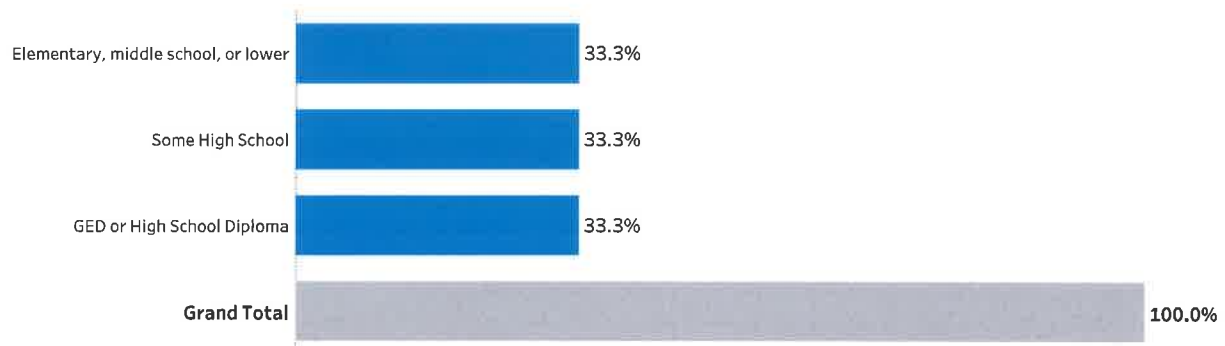


Reporting Year	Reporting Period	Organization Name	Program Name	County	Participants
July 2019 to June 2020	Full Year	All	All	All	All

### Primary Caregiver Education



### Other Caregiver Education



If you have questions about these reports, please visit <http://daiseyiowa.daiseysolutions.org/> or contact the Iowa Help Desk at [daisey.iowa@ku.edu](mailto:daisey.iowa@ku.edu).



## FSSD Report - Other Demographic Questions

Reporting Period: Full Year, 2019-2020

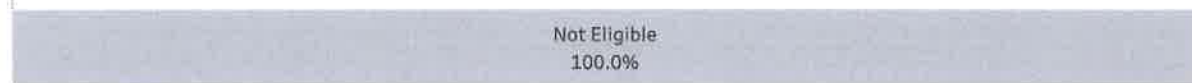


Reporting Year	Reporting Period	Organization Name	Program Name	County	Participants	Target Child?
July 2019 to June 2020	Full Year	All	All	All	All	All

### Of Families Enrolled This Period:



### Of Families Enrolled This Period Who Do Not Meet Shared Vision's Primary Requirement:



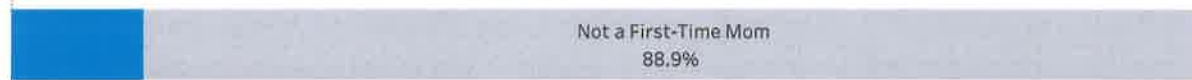
### Of Families Enrolled This Period:



### Of Families Served This Period:



### Of Female Primary Caregivers Served This Period:



If you have questions about these reports, please visit <http://daiseyiowa.daiseysolutions.org/> or contact the Iowa Help Desk at [daisey.iowa@ku.edu](mailto:daisey.iowa@ku.edu).





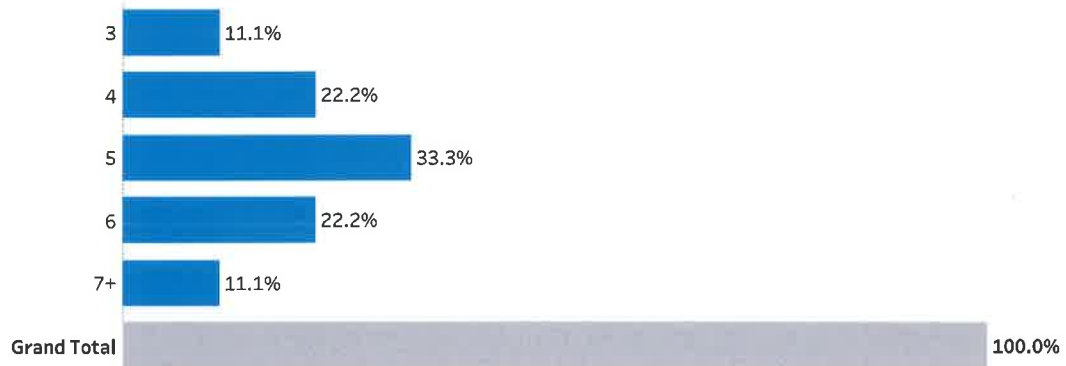
## Primary Caregiver & Household Demographics

Reporting Period: Full Year, 2019-2020

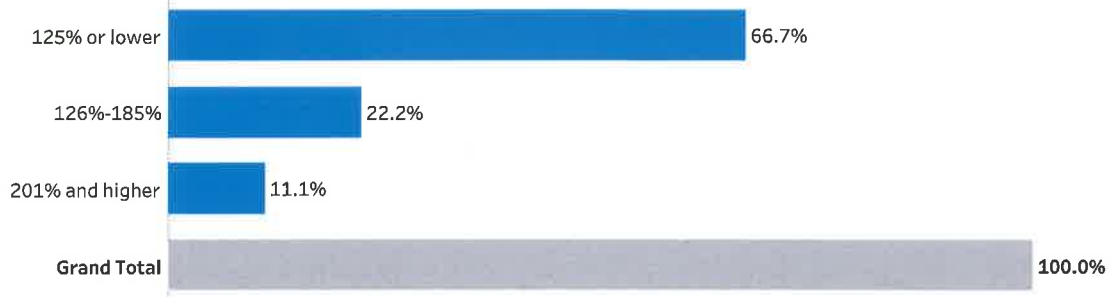


Reporting Year	Reporting Period	Organization Name	Program Name	County	Participants
July 2019 to June 2020	Full Year	All	All	All	All

### Household Size at Enrollment



### Federal Poverty Level at Enrollment



If you have questions about these reports, please visit <http://daisy.iowa.daiseysolutions.org/> or contact the Iowa Help Desk at [daisey.iowa@ku.edu](mailto:daisey.iowa@ku.edu).



## Edinburgh Postnatal Depression Scale (EPDS) Report

Reporting Period: Full Year, 2019-2020



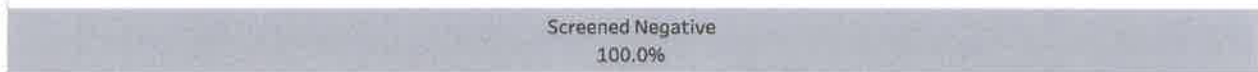
Reporting Year	Reporting Period	Organization Name	Program Name	County	Participants	Target Child?
July 2019 to June 2020	Full Year	All	All	All	All	All

Mothers (pregnant or with an infant $\leq 1$ )	Screened	Screened Positive	Referred	Already in Services
1	1	0	0	0

Of mothers who were pregnant or had an infant  $< 1$ :



Of mothers screened with the EPDS:



Of mothers with a positive EPDS:



If you have questions about these reports, please visit <http://daisy.iowa.daisysolutions.org/> contact the Iowa Help Desk at [daisy.iowa@ku.edu](mailto:daisy.iowa@ku.edu)



## ASQ-3 Screenings for Age Eligible Children

Reporting Period: Full Year, 2019-2020



Reporting Year	Reporting Period	Organization Name	Program Name	County	Participants	Target Child?
July 2019 to June 2020	Full Year	All	All	All	All	All

All age-eligible children

10

Screened

10

Screened Positive

4

Referred

2

Of children who are age-eligible for ASQ-3 screening:



Of children who received ASQ-3 screening:



Of children who screened positive:



If you have questions about these reports, please visit <http://daisy.iowa.daisysolutions.org/> contact the Iowa Help Desk at [daisy.iowa@ku.edu](mailto:daisy.iowa@ku.edu)





## ASQ:SE Screenings for Age Eligible Children

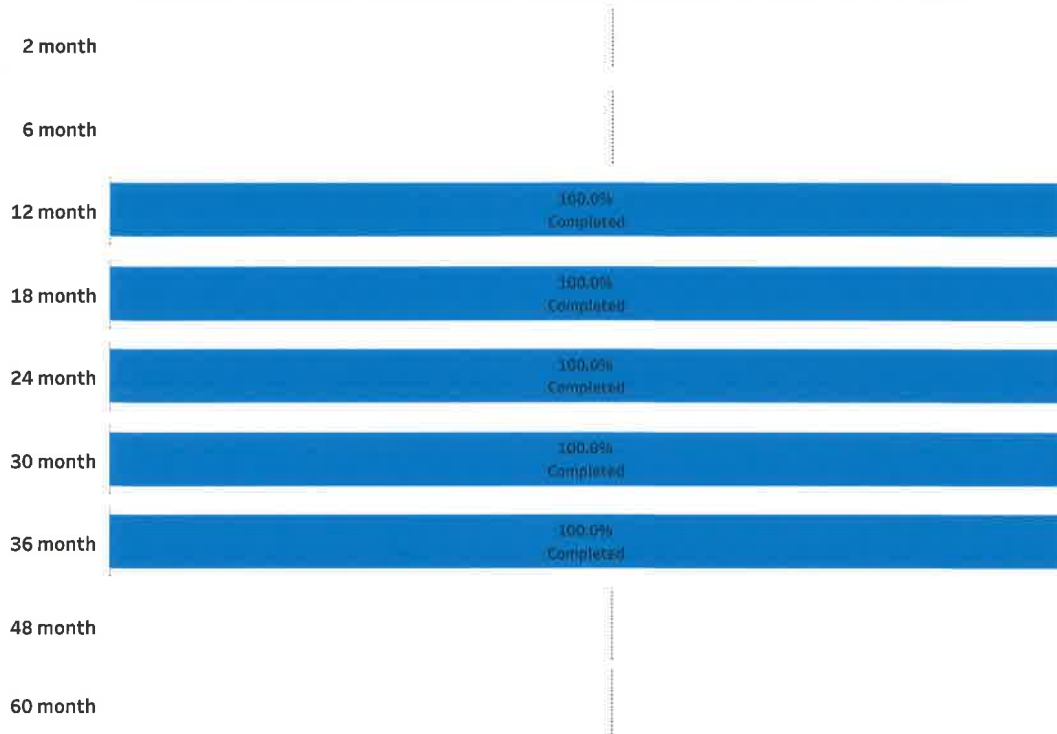
Reporting Period: Full Year, 2019-2020



Reporting Year	Reporting Period	Organization Name	Program Name	County	Participants	Target Child?
July 2019 to June 2020	Full Year	All	All	All	All	All

**Completed** Completed outside of range Missing

This dashboard includes both ASQ:SE and ASQ:SE-2 assessment forms. Use of the ASQ:SE-2 began on 4/1/19.



This report combines the ASQ:SE and ASQ:SE-2.

If you have questions about these reports, please visit <http://daiseyiowa.daiseysolutions.org/> contact the Iowa Help Desk at [dalsey.iowa@ku.edu](mailto:dalsey.iowa@ku.edu).




## FSSD Report - Life Skills Progression Annual Outcome Measures

Reporting Period: Full Year, 2019-2020




Reporting Year	Reporting Period	Organization Name	Program Name	County	Participants
July 2019 to June 2020	Full Year	All	All	All	All

### Outcome Measures based on Life Skills Progression (LSP)



### Outcome Measures based on Life Skills Progression (LSP)



Note: ECI long-term home visiting & IDPH HOPEs programs are required to complete the LSP.

If you have questions about these reports, please visit <http://daisy.iowa.daisysolutions.org/> or contact the Iowa Help Desk at [daisy.iowa@ku.edu](mailto:daisy.iowa@ku.edu).




## FSSD Report - Protective Factors Survey Annual Outcome Measures

Reporting Period: Full Year, 2019-2020




Reporting Year	Reporting Period	Organization Name	Program Name	County	Participants
July 2019 to June 2020	Full Year	All	All	All	All

### Outcome Measures based on Protective Factors Survey (PFS)



### Outcome Measures based on Protective Factors Survey (PFS)



Note: ECI group-based parent education and short-term home visiting are required to complete the PFS.

If you have questions about these reports, please visit <http://daiseyiowa.daiseysolutions.org/> or contact the Iowa Help Desk at [daisey.iowa@ku.edu](mailto:daisey.iowa@ku.edu).



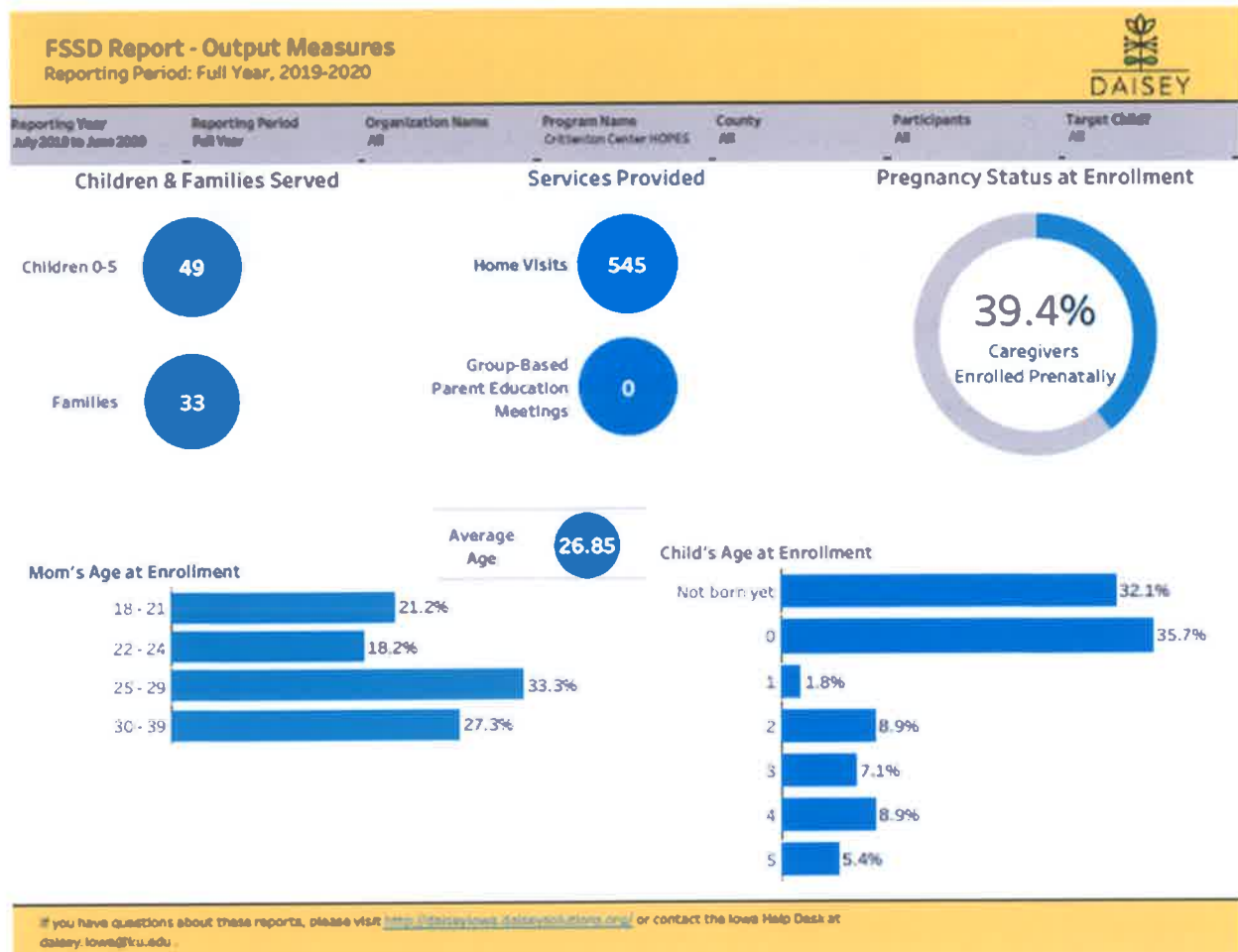


Early Childhood Iowa End of the year Report—Home Visitation—Daisey Data FY20

PREPARED AND SUBMITTED BY: SIOUXLAND DISTRICT HEALTH DEPARTMENT

ALEXCIA KLEMISH, HOPES PROGRAM MANAGER/SUPERVISOR

CRITTENTON CENTER:




## Primary Caregiver & Household Demographics

Reporting Period: Full Year, 2019-2020



Reporting Year	Reporting Period	Organization Name	Program Name	County	Participants
July 2019 to June 2020	Full Year	All	Oriental Center HOPE5	All	All

### Primary Caregiver Race



### Primary Caregiver Ethnicity



If you have questions about these reports, please visit <http://daisy.iowa.daisy-solutions.org/> or contact the Iowa Help Desk at [daisy.iowa@iowa.edu](mailto:daisy.iowa@iowa.edu).

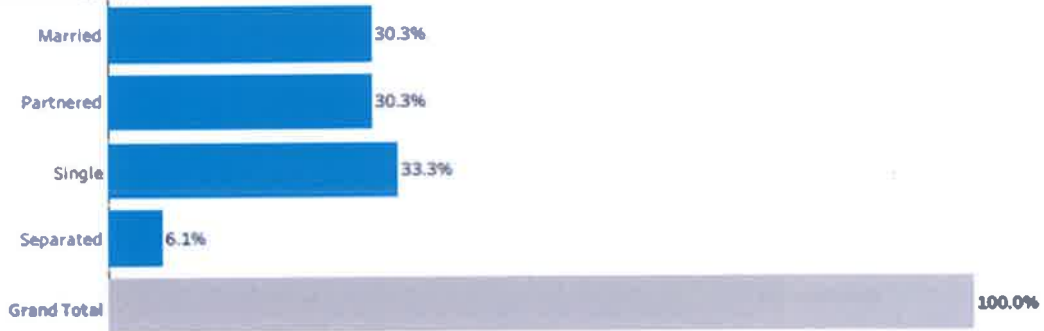
## Primary Caregiver & Household Demographics

Reporting Period: Full Year, 2019-2020

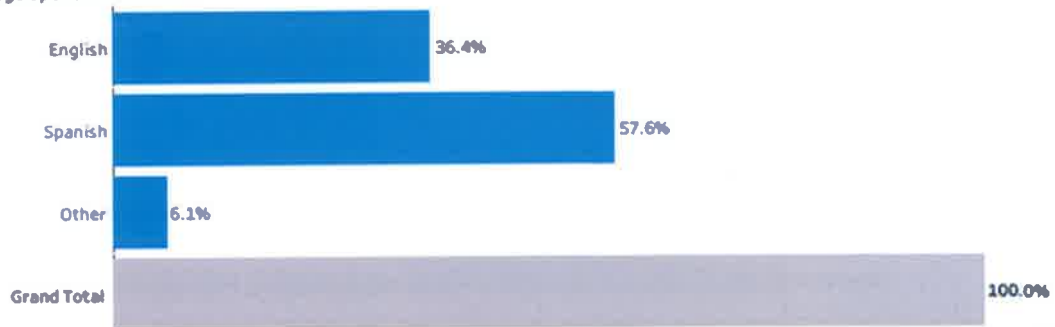


Reporting Year	Reporting Period	Organization Name	Program Name	County	Participants
July 2019 to June 2020	Full Year	All	Crittenton Center HOPES	All	All

### Primary Caregiver Marital Status



### Primary Language Spoken in the Home



If you have questions about these reports, please visit <http://daisy.iowa.daisyvolunteers.org/> or contact the Iowa Help Desk at [daisy.iowa@iua.edu](mailto:daisy.iowa@iua.edu).

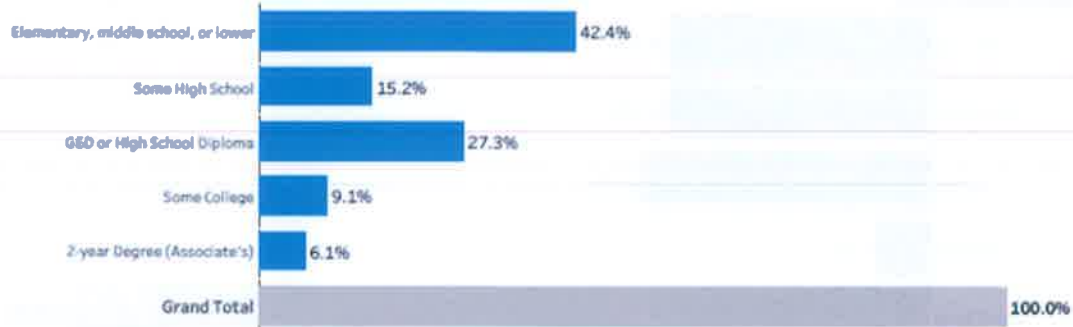
## Primary Caregiver & Household Demographics

Reporting Period: Full Year, 2019-2020

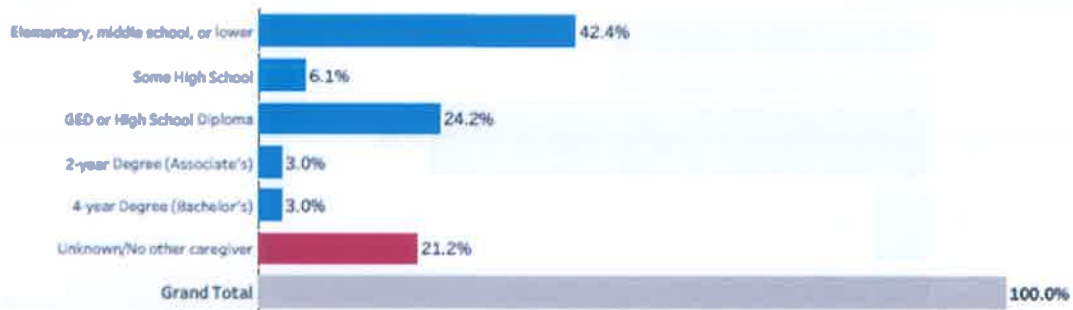


Reporting Year	Reporting Period	Organization Name	Program Name	County	Participants
July 2019 to June 2020	Full Year	All	Crittenton Center HOPEs	All	All

### Primary Caregiver Education



### Other Caregiver Education



If you have questions about these reports, please visit <https://daisytimes.daisycolumbia.org/> or contact the Iowa Help Desk at [daisy.iowa@iua.edu](mailto:daisy.iowa@iua.edu).

## FSSD Report - Other Demographic Questions

Reporting Period: Full Year, 2019-2020



Reporting Year	Reporting Period	Organization Name	Program Name	County	Participants	Target Child?
July 2019 to June 2020	Full Year	All	Orphan Center HOPEs	All	All	All

### Of Families Enrolled This Period:



### Of Families Enrolled This Period Who Do Not Meet Shared Vision's Primary Requirement:



### Of Families Enrolled This Period:



### Of Families Served This Period:



### Of Female Primary Caregivers Served This Period:



If you have questions about these reports, please visit <http://daiseylowa.daiseysolutions.org/> or contact the Iowa Help Desk at [daisey.iowa@ku.edu](mailto:daisey.iowa@ku.edu).

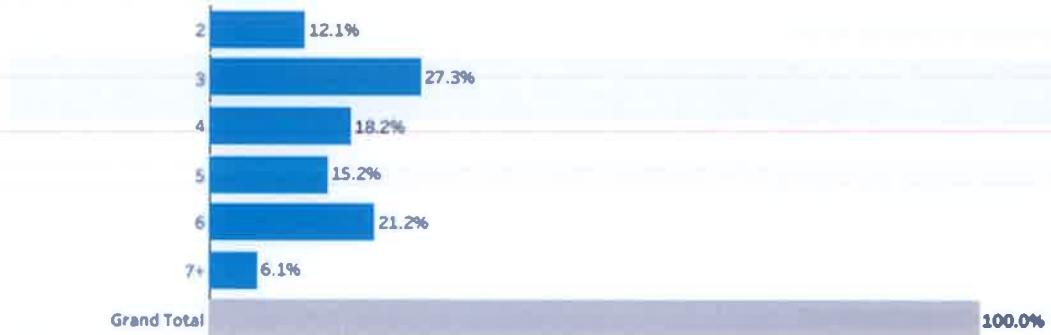
## Primary Caregiver & Household Demographics

Reporting Period: Full Year, 2019-2020



Reporting Year	Reporting Period	Organization Name	Program Name	County	Participants
July 2019 to June 2020	Full Year	All	Crittenton Center HOPEs	AI	All

### Household Size at Enrollment



### Federal Poverty Level at Enrollment



If you have questions about these reports, please visit <http://daisyweb.ku.edu/helpdesk/> or contact the Iowa Help Desk at [daisy.iowa@ku.edu](mailto:daisy.iowa@ku.edu).

## Edinburgh Postnatal Depression Scale (EPDS) Report

Reporting Period: Full Year, 2019-2020



Reporting Year	Reporting Period	Organization Name	Program Name	County	Participants	Target Child?
July 2019 to June 2020	Full Year	All	Crittenton Center HOPES	All	All	All

Mothers (pregnant or with an infant ≤1)	Screened	Screened Positive	Referred	Already in Services
19	19	4	2	2

Of mothers who were pregnant or had an infant <1:



Of mothers screened with the EPDS:



Of mothers with a positive EPDS:



If you have questions about these reports, please visit <http://daisy.iowa.daisyalliance.org/> contact the Iowa Help Desk at [daisy.iowa@iui.edu](mailto:daisy.iowa@iui.edu)



## ASQ-3 Screenings for Age Eligible Children

Reporting Period: Full Year, 2019-2020



Reporting Year	Reporting Period	Organization Name	Program Name	County	Participants	Target Child?
July 2019 to June 2020	Full Year	All	Cristofanon Center HDPEIS	All	All	All

All age-eligible children

45

Screened

28

Screened Positive

3

Referred

2

Of children who are age-eligible for ASQ-3 screening:



Of children who received ASQ-3 screening:



Of children who screened positive:



If you have questions about these reports, please visit <http://daisyfiles.itdaisytools.org/> contact the Iowa Help Desk at [daisy.iowa@ku.edu](mailto:daisy.iowa@ku.edu)

## ASQ:SE Screenings for Age Eligible Children


Reporting Period: Full Year, 2019-2020



Reporting Year	Reporting Period	Organization Name	Program Name	County	Participants	Target Child?
July 2019 to June 2020	Full Year	All	Crittenton Center HOPEs	All	All	All

Completed Completed outside of range Missing

This dashboard includes both ASQ:SE and ASQ:SE-2 assessment forms. Use of the ASQ:SE-2 began on 4/1/19.



This report combines the ASQ:SE and ASQ:SE-2.

If you have questions about these reports, please visit <http://daisy.iowa-datasolutions.org/> or contact the Iowa Help Desk at [daisy.iowa@iui.edu](mailto:daisy.iowa@iui.edu).


# FSSD Report - Life Skills Progression Annual Outcome Measures

Reporting Period: Full Year, 2019-2020



Reporting Year	Reporting Period	Organization Name	Program Name	County	Participants
July 2019 to June 2020	Full Year	All	Crittenton Center HOPEs	All	All

## Outcome Measures based on Life Skills Progression (LSP)



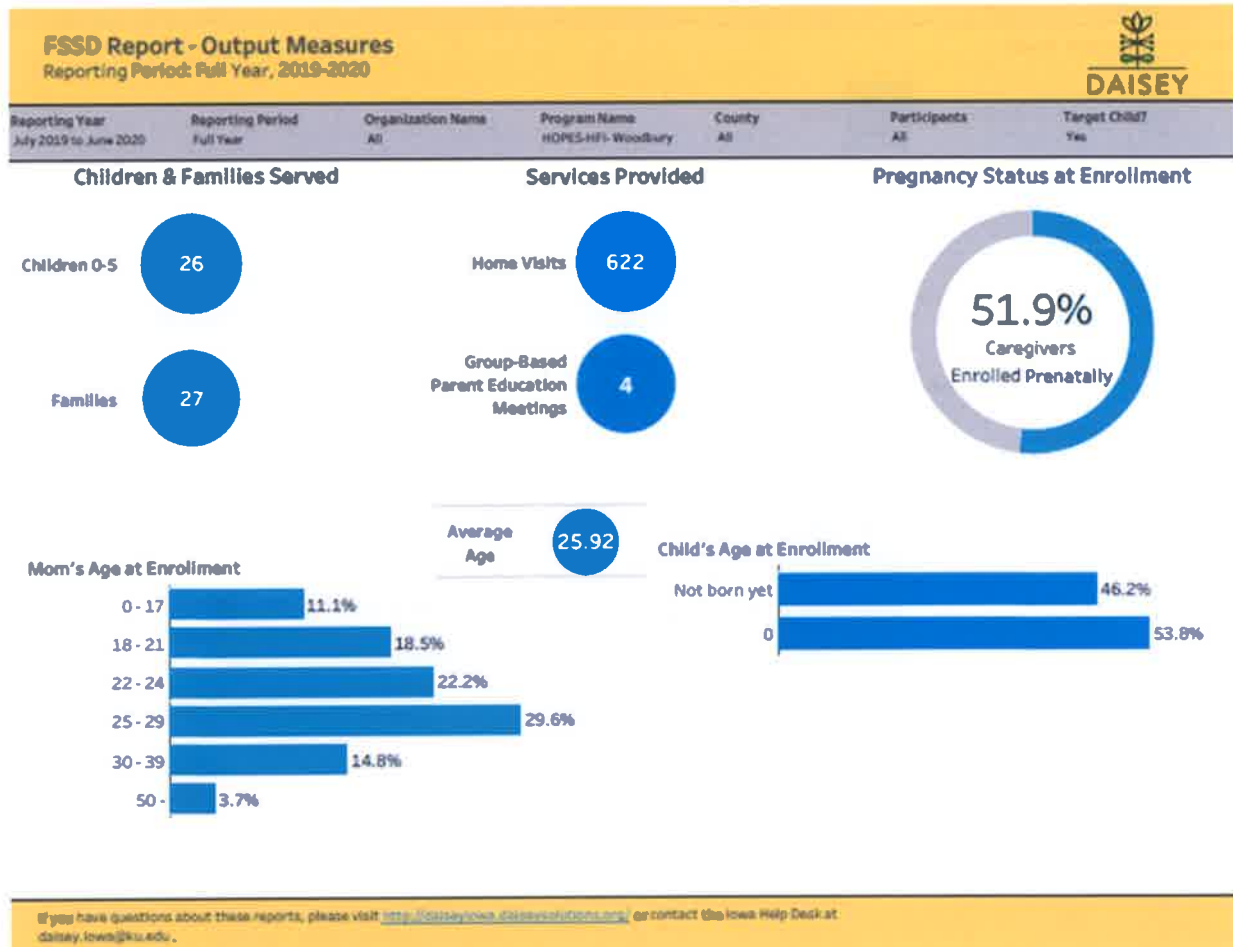
## Outcome Measures based on Life Skills Progression (LSP)



Note: ECI long-term home visiting & IOPH HOPEs programs are required to complete the LSP.

If you have questions about these reports, please visit <http://daisykiosk.kidsolutions.org/> or contact the Iowa Help Desk at [daisy.iowa@iwi.edu](mailto:daisy.iowa@iwi.edu).

Lutheran Services in Iowa:




## Primary Caregiver & Household Demographics

Reporting Period: Full Year, 2019-2020

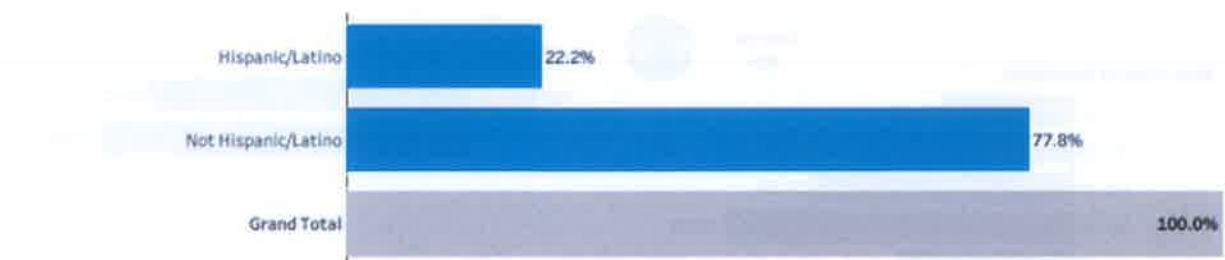


Reporting Year	Reporting Period	Organization Name	Program Name	County	Participants
July 2019 to June 2020	Full Year	All	HOWES Hill-Woodbury	All	All

### Primary Caregiver Race



### Primary Caregiver Ethnicity



If you have questions about these reports, please visit <http://daisy.iowa.daisysolutions.org/> or contact the Iowa Help Desk at [daisy.iowa@iui.edu](mailto:daisy.iowa@iui.edu).


## Primary Caregiver & Household Demographics

Reporting Period: Full Year, 2019-2020



Reporting Year	Reporting Period	Organization Name	Program Name	County	Participants
July 2019 to June 2020	Full Year	All	HOPES #10 Woodbury	All	All

### Primary Caregiver Marital Status



### Primary Language Spoken In the Home



If you have questions about these reports, please visit <http://daisy.iowa.daisy.org/solutions.org/> or contact the Iowa Help Desk at [daisy.iowa@ku.edu](mailto:daisy.iowa@ku.edu).

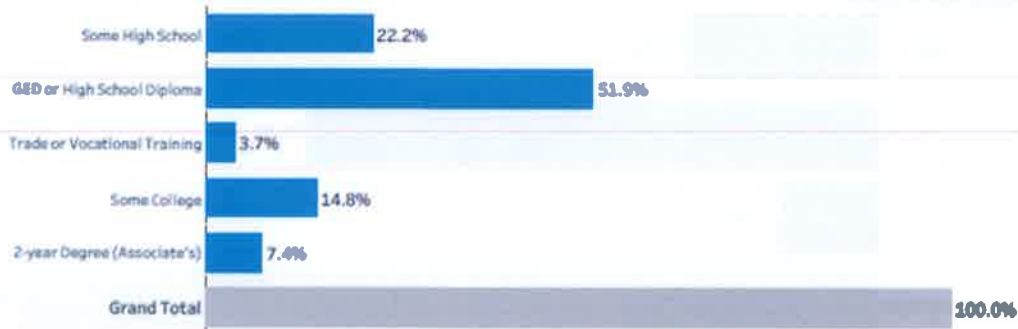
## Primary Caregiver & Household Demographics

Reporting Period: Full Year, 2019-2020

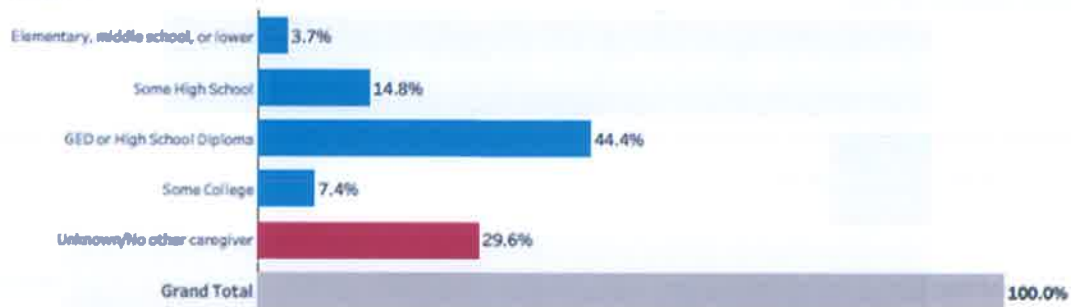


Reporting Year	Reporting Period	Organization Name	Program Name	County	Participants
July 2019 to June 2020	Full Year	All	HOPSS-HFI-Woodbury	All	All

### Primary Caregiver Education



### Other Caregiver Education



If you have questions about these reports, please visit <http://www.iowa-daisey.com/> or contact the Iowa Help Desk at [daisey.iowa@iowa.edu](mailto:daisey.iowa@iowa.edu).



## FSSD Report - Other Demographic Questions

Reporting Period: Full Year, 2019-2020



Reporting Year	Reporting Period	Organization Name	Program Name	County	Participants	Target Child?
July 2019 to June 2020	Full Year	All	HOPES-HFI- Woodbury	All	All	Yes

Of Families Enrolled This Period:



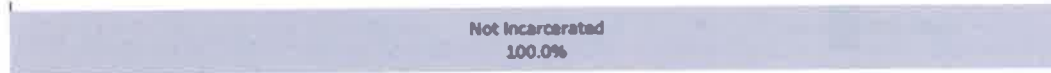
Of Families Enrolled This Period Who Do Not Meet Shared Vision's Primary Requirement:



Of Families Enrolled This Period:



Of Families Served This Period:



Of Female Primary Caregivers Served This Period:



If you have questions about these reports, please visit <http://daisey.iowa.gov/solutions-and/> or contact the Iowa Help Desk at [daisey.iowa@iowa.edu](mailto:daisey.iowa@iowa.edu).

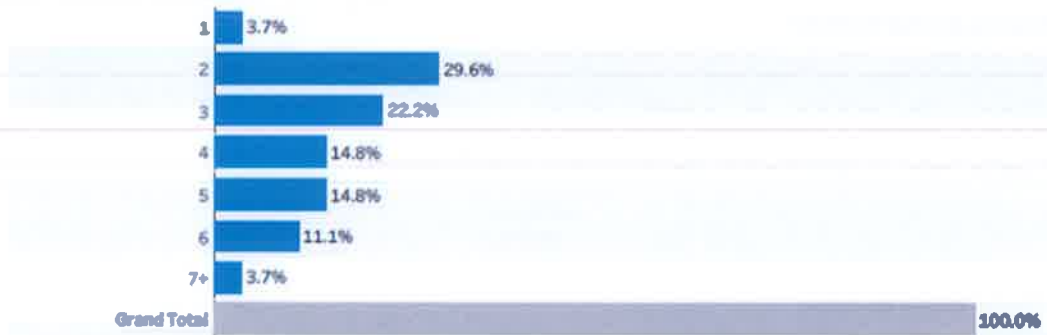
## Primary Caregiver & Household Demographics

Reporting Period: Full Year, 2019-2020



Reporting Year	Reporting Period	Organization Name	Program Name	County	Participants
July 2019 to June 2020	Full Year	All	HOPES-HH+ Woodbury	All	All

### Household Size at Enrollment



### Federal Poverty Level at Enrollment



If you have questions about these reports, please visit <http://daisy.iowa.danereolutions.org/> or contact the Iowa Help Desk at [daisy.iowa@iowa.edu](mailto:daisy.iowa@iowa.edu).

## Edinburgh Postnatal Depression Scale (EPDS) Report

Reporting Period: Full Year, 2019-2020



Reporting Year	Reporting Period	Organization Name	Program Name	County	Participants	Target Child?
July 2019 to June 2020	Full Year	All	HOPES-HFI- Woodbury	All	All	All

Mothers (pregnant or with an infant ≤1)	Screened	Screened Positive	Referred	Already in Services
18	18	9	6	3

Of mothers who were pregnant or had an infant <1:



Of mothers screened with the EPDS:



Of mothers with a positive EPDS:



If you have questions about these reports, please visit <http://dalseylowa.dalseysolutions.org/> contact the Iowa Help Desk at [dalseylowa@iwi.edu](mailto:dalseylowa@iwi.edu)

## ASQ-3 Screenings for Age Eligible Children

Reporting Period: Full Year, 2019-2020



Reporting Year	Reporting Period	Organization Name	Program Name	County	Participants	Target Child?
July 2019 to June 2020	Full Year	All	HOPES-HFI-Woodbury	All	All	Yes

All age-eligible children

25

Screened

25

Screened Positive

5

Referred

2

Of children who are age-eligible for ASQ-3 screening:



Of children who received ASQ-3 screening:



Of children who screened positive:



If you have questions about these reports, please visit <http://www.iowa-daisey.com/> contact the Iowa Help Desk at [daisey.iowa@ku.edu](mailto:daisey.iowa@ku.edu)

## ASQ:SE Screenings for Age Eligible Children


Reporting Period: Full Year, 2019-2020



Reporting Year	Reporting Period	Organization Name	Program Name	County	Participants	Target Child?
July 2019 to June 2020	Full Year	All	HOPE-HF- Woodbury	All	All	Yes

Completed | Completed outside of range | Missing

This dashboard includes both ASQ:SE and ASQ:SE-2 assessment forms. Use of the ASQ:SE-2 began on 4/1/19.



This report combines the ASQ:SE and ASQ:SE-2.

If you have questions about these reports, please visit <http://daisy.iowa.daisyinnovations.org/> contact the Iowa Help Desk at [daisy.iowa@iwi.edu](mailto:daisy.iowa@iwi.edu).

# FSSD Report - Life Skills Progression Annual Outcome Measures

Reporting Period: Full Year, 2019-2020



Reporting Year	Reporting Period	Organization Name	Program Name	County	Participants
July 2019 to June 2020	Full Year	AJ	HOPES-HFI-Woodbury	AJ	All

## Outcome Measures based on Life Skills Progression (LSP)



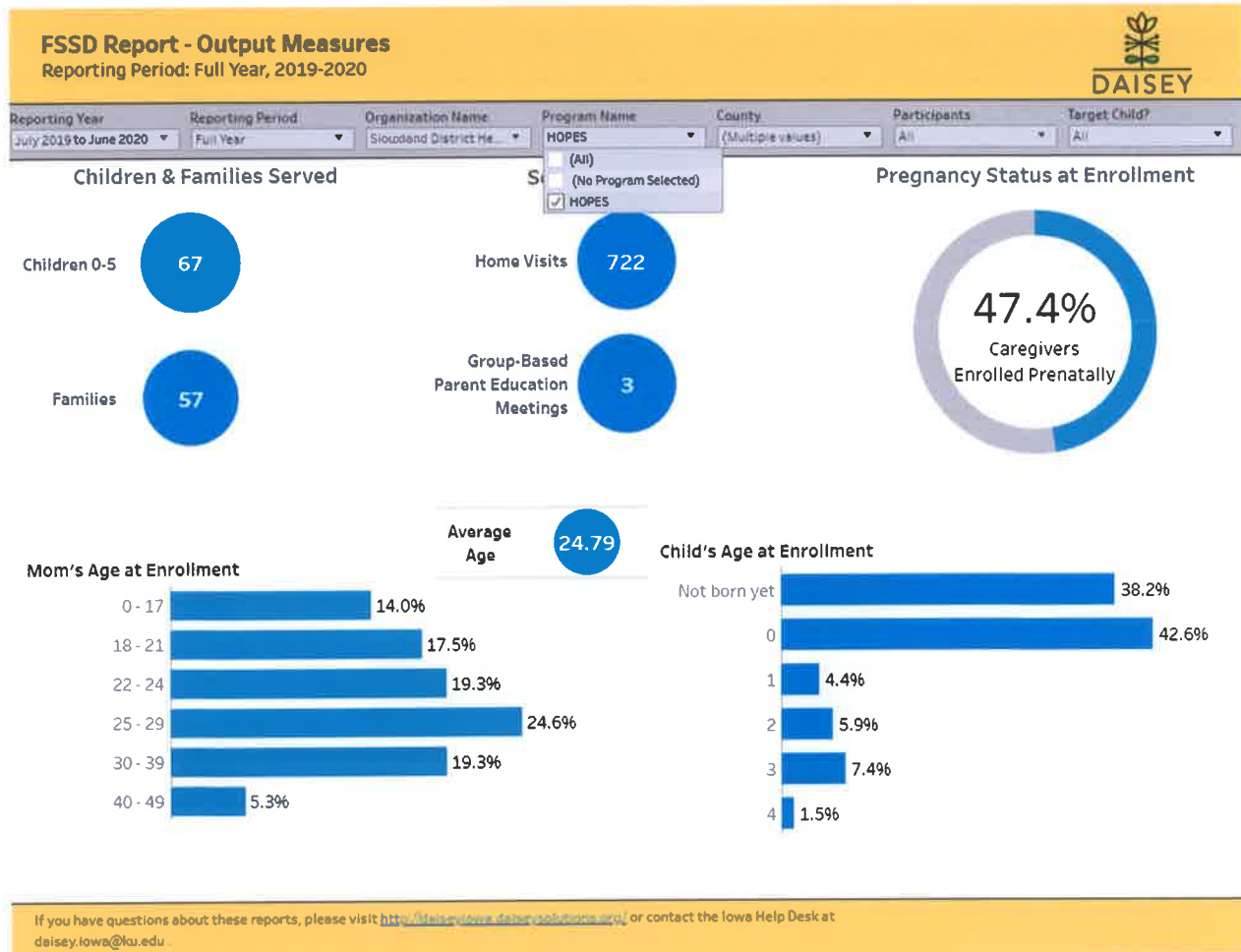
## Outcome Measures based on Life Skills Progression (LSP)



Note: SCI long-term home visiting & IDPH HOPEs programs are required to complete the LSP.

If you have questions about these reports, please visit <http://daisy.iowa.dhs.gov/solutions.org/> or contact the Iowa Help Desk at [daisy.iowa@iwi.edu](mailto:daisy.iowa@iwi.edu).

Siouxland District Health Department:



## Primary Caregiver & Household Demographics

Reporting Period: Full Year, 2019-2020

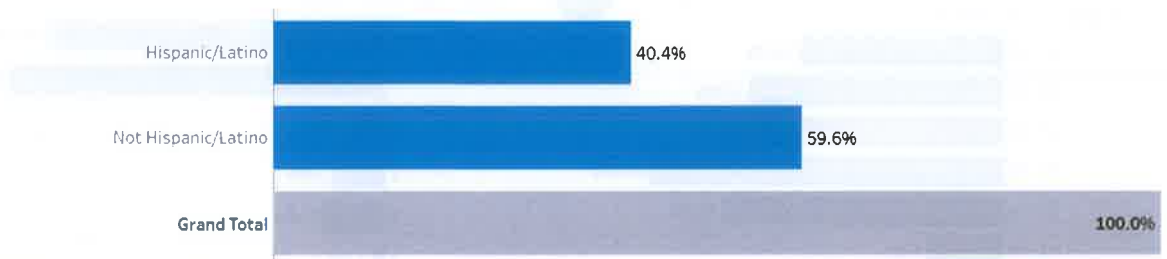


Reporting Year	Reporting Period	Organization Name	Program Name	County	Participants
July 2019 to June 2020	Full Year	Siouxiand District Health D.	HOPES	(Multiple values)	All

### Primary Caregiver Race



### Primary Caregiver Ethnicity



If you have questions about these reports, please visit <http://daisy-iowa.depts.solutions.iowa.edu/>, or contact the Iowa Help Desk at [daisy.iowa@iowa.edu](mailto:daisy.iowa@iowa.edu)



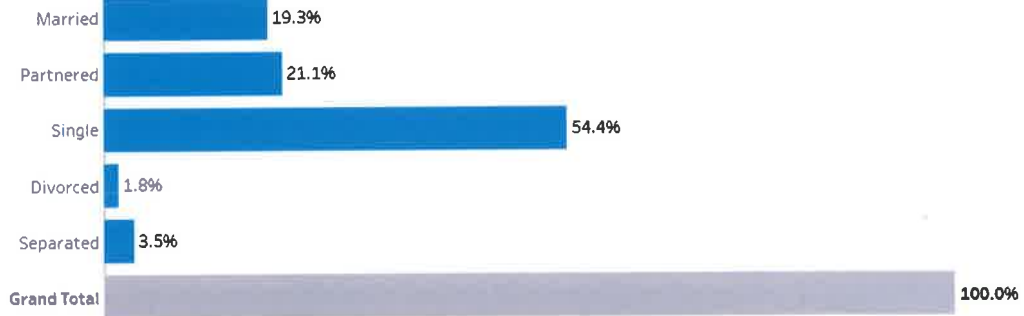
## Primary Caregiver & Household Demographics

Reporting Period: Full Year, 2019-2020




Reporting Year	Reporting Period	Organization Name	Program Name	County	Participants
July 2019 to June 2020	Full Year	Siouxland District Health	HOPES	(Multiple values)	All

### Primary Caregiver Marital Status



### Primary Language Spoken in the Home



If you have questions about these reports, please visit <http://daisy.iowa.daisysolutions.org/> or contact the Iowa Help Desk at [daisy.iowa@iui.edu](mailto:daisy.iowa@iui.edu).

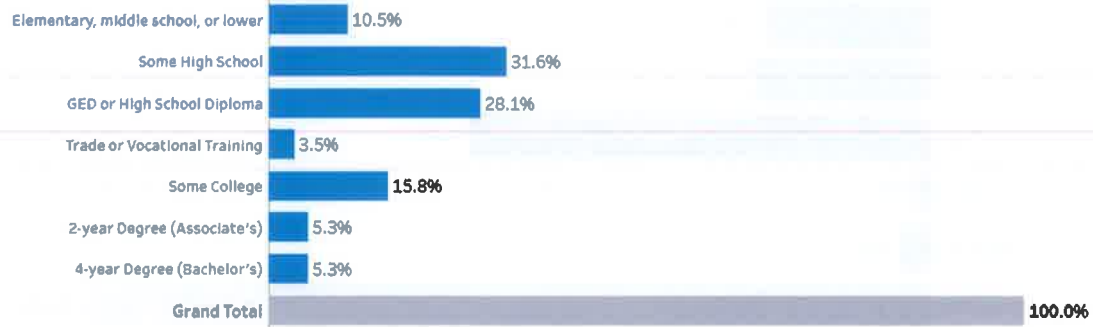
## Primary Caregiver & Household Demographics

Reporting Period: Full Year, 2019-2020

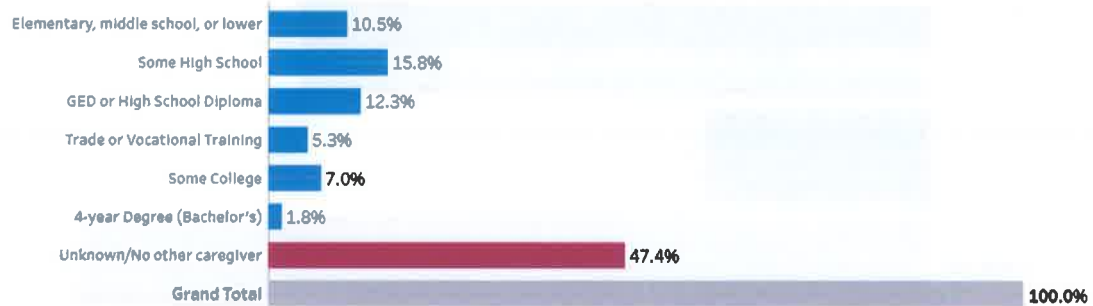


Reporting Year	Reporting Period	Organization Name	Program Name	County	Participants
July 2019 to June 2020	Full Year	Siouxland District Health	HOPES	(Multiple values)	All

### Primary Caregiver Education



### Other Caregiver Education



If you have questions about these reports, please visit <http://data-services.daiseysolutions.org/> or contact the Iowa Help Desk at [daisey.iowa@iowa.edu](mailto:daisey.iowa@iowa.edu)

## FSSD Report - Other Demographic Questions

Reporting Period: Full Year, 2019-2020

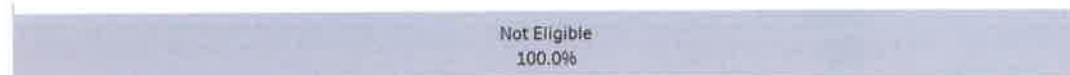


Reporting Year	Reporting Period	Organization Name	Program Name	County	Participants	Target Child?
July 2019 to June 2020	Full Year	Siouxland District Me...	HOPES	(Multiple values)	All	All

### Of Families Enrolled This Period:



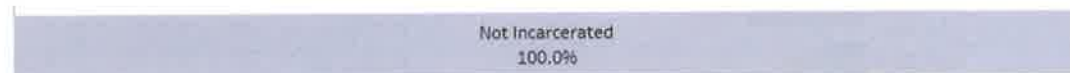
### Of Families Enrolled This Period Who Do Not Meet Shared Vision's Primary Requirement:



### Of Families Enrolled This Period:



### Of Families Served This Period:



### Of Female Primary Caregivers Served This Period:



If you have questions about these reports, please visit <http://dalsey.iowa.dalseyvolunteers.org/> or contact the Iowa Help Desk at [dalsey.iowa@ku.edu](mailto:dalsey.iowa@ku.edu).

## Primary Caregiver & Household Demographics

Reporting Period: Full Year, 2019-2020




Reporting Year	Reporting Period	Organization Name	Program Name	County	Participants
July 2019 to June 2020	Full Year	Siouxland District Health	HOPES	(Multiple values)	All

### Household Size at Enrollment



### Federal Poverty Level at Enrollment



If you have questions about these reports, please visit <http://daisy.iowa.dahsolutions.org/> or contact the Iowa Help Desk at [daisy.iowa@iui.edu](mailto:daisy.iowa@iui.edu).

## Edinburgh Postnatal Depression Scale (EPDS) Report

Reporting Period: Full Year, 2019-2020



Reporting Year	Reporting Period	Organization Name	Program Name	County	Participants	Target Child?
July 2019 to June 2020	Full Year	Siouxland District He...	HOPES	(Multiple values)	All	All

Mothers (pregnant or with an Infant ≤1)	Screened	Screened Positive	Referred	Already in Services
36	34	16	10	6

Of mothers who were pregnant or had an infant <1:



Of mothers screened with the EPDS:



Of mothers with a positive EPDS:



If you have questions about these reports, please visit <http://dalsey.iowa.dalseysolutions.org/> contact the Iowa Help Desk at [dalsey.iowa@ku.edu](mailto:dalsey.iowa@ku.edu).

## ASQ-3 Screenings for Age Eligible Children

Reporting Period: Full Year, 2019-2020



Reporting Year	Reporting Period	Organization Name	Program Name	County	Participants	Target Child?
July 2019 to June 2020	Full Year	Siouxland District He...	HOPES	(Multiple values)	All	All

All age-eligible children

66

Screened

44

Screened Positive

9

Referred

8

Of children who are age-eligible for ASQ-3 screening:



Of children who received ASQ-3 screening:



Of children who screened positive:



If you have questions about these reports, please visit <http://daisy.iowa.edu/collabforms.asp> or contact the Iowa Help Desk at [daisy.iowa@iowa.edu](mailto:daisy.iowa@iowa.edu).

## ASQ:SE Screenings for Age Eligible Children

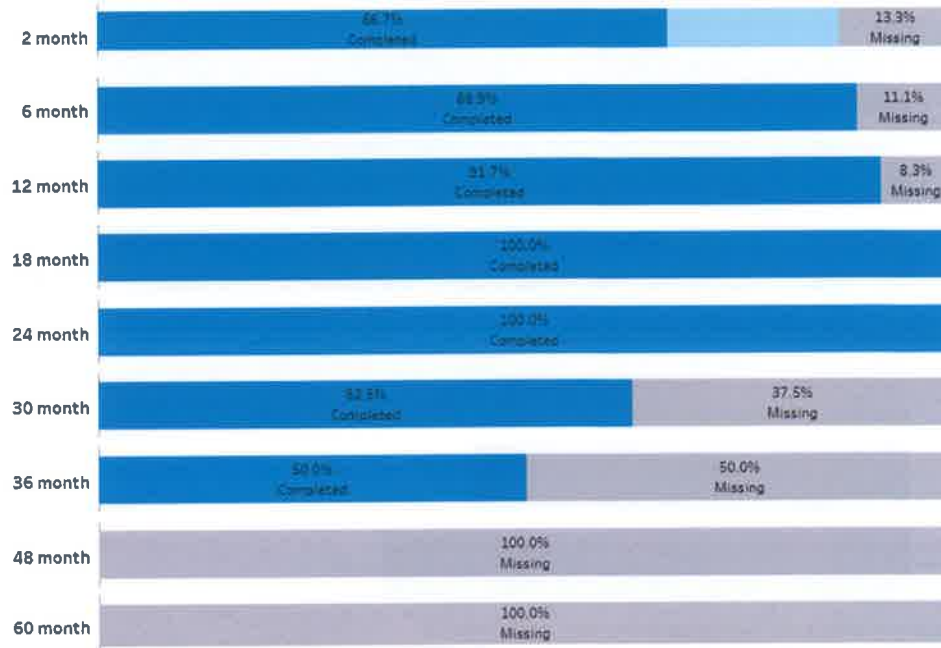
Reporting Period: Full Year, 2019-2020



Reporting Year	Reporting Period	Organization Name	Program Name	County	Participants	Target Child?
July 2019 to June 2020	Full Year	Siouxland District He...	HOPES	(Multiple values)	All	All

**Completed** Completed outside of range Missing

This dashboard includes both ASQ:SE and ASQ:SE-2 assessment forms. Use of the ASQ:SE-2 began on 4/1/19.



This report combines the ASQ:SE and ASQ:SE-2.

If you have questions about these reports, please visit <http://daisy.iowa.dane-solutions.org/> contact the Iowa Help Desk at [daisy.iowa@iow.edu](mailto:daisy.iowa@iow.edu)


## FSSD Report - Life Skills Progression Annual Outcome Measures

Reporting Period: Full Year, 2019-2020

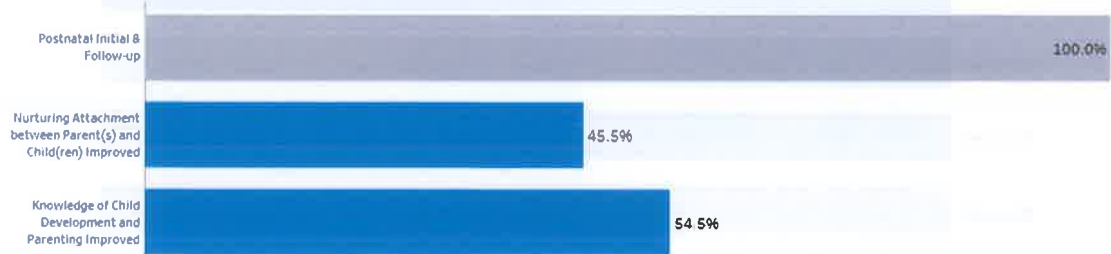


Reporting Year	Reporting Period	Organization Name	Program Name	County	Participants
July 2019 to June 2020	Full Year	Siouxland District Health	HOPES	(Multiple values)	All

### Outcome Measures based on Life Skills Progression (LSP)



### Outcome Measures based on Life Skills Progression (LSP)



Note: ECI long-term home visiting & IDPH HOPES programs are required to complete the LSP.

If you have questions about these reports, please visit <http://daisy.iowa.gov/faq> or contact the Iowa Help Desk at [daisy.iowa@iui.edu](mailto:daisy.iowa@iui.edu).





## Status Report

### 316862-SHIP (Ida & Woodbury counties) SFY20

#### Early Childhood Iowa

**Award Year:** 2020 **Status:** Submitted  
**Contract Number:** 316862  
**Status Report Number:** 02  
**Submitted By:** Kerri Ann Hall  
**Submitted Date:** 09/15/2020  
**Status Report Type:** Annual Report  
**Title:**  
**Report Period** 07/01/2019 06/30/2020  
From Date To Date

#### Primary Contact and Organization

##### Primary Contact

**AnA User Id** KAHALL@IOWAID  
**First Name\*** Kerri Ann Hall  
First Name Middle Name Last Name  
**Title:**  
**Email:\*** khall@siouxlandship.org  
**Address:\*** 1520 Morningside Ave  
  
**City\*** Sioux City Iowa 51106  
City State/Province Postal Code/Zip  
**Phone:\*** 712-222-6394  
Phone Ext.  
**Program Area of Interest\*** Early Childhood Iowa  
**Fax:** 712-222-6216

##### Organization Information

**Organization Name:\*** Siouxland Human Investment Partnership  
**Organization Type:\*** County Government  
**DUNS:** 02-625-8553  
**Organization Website:** www.siouxlandship.org  
**Address:** 1520 Morningside Avenue

**City** Sioux City Iowa 51106  
City State/Province Postal Code/Zip  
**Phone:** 712-251-6553  
Ext.  
**Fax:** 712-222-6216

#### Board and Contact Information

##### Area and Counties Served

**Name of Early Childhood Area:** Siouxland Human Investment Partnership  
**Website:** https://siouxlandship.org/  
**Counties in ECIA:** Ida, Woodbury

##### Current Board Chairperson

**Current Board Chairperson Name:** Amy Bloch  
**Board Chairperson Address:** 1520 Morningside Avenue Suite 200  
**Board Chairperson City:** Sioux City  
**Board Chairperson State:** Iowa  
**Board Chairperson Zipcode:** 51106  
**Board Chairperson Phone:** 712-252-4547  
**Board Chairperson E-mail:** abloch@cathchar.com

##### Current Fiscal Agent

**Current Fiscal Agent Name:** Siouxland Human Investment Partnership  
**Fiscal Agent Address:** 1520 Morningside Avenue Suite 200  
**Fiscal Agent City:** Sioux City  
**Fiscal Agent State:** Iowa  
**Fiscal Agent Zipcode:** 51106

Fiscal Agent E-mail: khall@siouxlandship.org

**Contact Person for the Local ECI Board**

Contact Person Name: Kerri Hall

Contact Address: 1520 Morningside Avenue Suite 200

Contact City: Sioux City

Contact State: Iowa

Contact Zipcode: 51106

Contact Phone: 712-574-2793

Contact E-mail: khall@siouxlandship.org

[Click here to download the Board Matrix template.](#)

Board Matrix Attachment\* SHIP Board Matrix FY 19-20.xlsx

[Click here to download the Community Plan Updates template.](#)

Community Plan Updates\* Community Plan Updates in SFY2020.docx

[Click here to download the Executive Summary template.](#)

Executive Summary Attachment Executive Summary -ECI - FY2020.docx

**Car Seat - Direct Service****Name of Program or Service***List the name of each contractor funded.***Contractor****Description****Link to Which Comm. Plan  
Priority or Priorities****How much was invested (Input measures)**

Source		
	Early Childhood Program	\$0.00
	Early Childhood Admin	\$0.00
	School Ready-Quality	\$0.00
	School Ready-Other/Undesignated	\$0.00
	School Ready-Admin	\$0.00
	Total	\$0.00

**Optional: Other Funding Expended and Source**

Source	Amount
	\$0.00

**Total Funding**

Total \$0.00

**How much was done or produced (Output Measures)**

Output Measures	# done or produced
Prenatal	
Children 0 to 1 Year	
Children 1 to 2 Years	
Children 2 to 3 Years	
Children 3 to 4 Years	
Children 4 to 5 Years	
Children 5 to 6 Years	
Total	0

**How much was done or produced? (Output Measures)**

## Number of Car Seats Checked

# Seats Checked

**How well did we do it (Quality/Efficiency Measures)**

Cost per Child for the service	\$0.00	0	\$0.00
	Total Cost	# of Children	

**What Was the Change in Conditions for Those We Served (Outcome Measures)**

% of car seats safely installed prior to the car seat safety check as reported by the car seat safety technician		0	0%
	# Achieved Measure	# of Car Seats Checked	%

**Crisis/Emergency Care - Direct Services**

Name of Program or Service Little Inspirations CC; West High Infant Center

List the name of each contractor funded.

Contractor Rosecrants Jackson Recovery Centers; Crittenton Center

Description Provide a quality on-site child care center for children ages 0-5 while there mothers are participating in educational or substance abuse treatment programming and living in transitional housing; serving infants 0-24 months at an on site child care center at West High School for parents seeking to continue their high school education.

Link to Which Comm. Plan Priority or Priorities Accessible, Affordable Quality Child Care & Healthy Children

**How much was invested (Input measures)**

Source		
	Early Childhood Program	\$105,458.00
	Early Childhood Admin	\$0.00
	School Ready-Quality	\$0.00
	School Ready-Other/Undesignated	\$0.00
	School Ready-Admin	\$0.00
	Total	\$105,458.00

**Optional: Other Funding Expended and Source**

Source	Amount
private pay, state block grant, Dept of Ed, Childcare assistance/CACFP, RJC supplemented operating funds.	\$229,140.00
	\$229,140.00

**Total Funding**

Total \$334,598.00

**How much was done or produced (Output measures)**

Output Measures	# done or produced
Prenatal	0
Children 0 to 1 Year	34
Children 1 to 2 Years	25
Children 2 to 3 Years	18
Children 3 to 4 Years	14
Children 4 to 5 Years	10
Children 5 to 6 Years	1
Total	102

**How much was done or produced (Output measures)**

---

Total # Families Served	77
-------------------------	----

**Marital Status - Head of Household (Output measures)**

---

Married	16
Single	54
Widowed	0
Partnered	1
Divorced	3
Separated	3

**Household Size (Output measures)**

---

2 People	42
3 People	17
4 People	10
5 People	4
6 People	1
Greater than 6 People	3

**Federal Poverty Level (Output Measures)**

---

100% or Below FPL	58
101 - 150% FPL	0
151 - 200% FPL	11
201 - 299% FPL	8
300% or Greater FPL	0

**Education Level of Head of Household (Output Measures)**

---

Middle School or Lower	2
Some High School	6
High School Diploma	38
GED	7
Trade or Vocational Training	5
2-Year College Degree	6
4-Year College Degree	8
Master's Degree or Higher	3

**Race of Head of Household (Output Measures)**

---

Native American or Alaskan Native	27
Native Hawaiian or Pacific Islander	0
African American	4
Asian	0
White	45
Multiracial	1

**Ethnicity - Hispanic/Latino (Output Measure)**

Hispanic/Latino	29
-----------------	----

**How much was done or produced (Output measures)**

Number of programs that received funding for crisis/emergency care	2
--	---

**Programs Meeting Quality Initiatives (Output Measures)**

NAEYC Accredited	1
NAFCC Accredited	0
Head Start	0
IQPPS Verified	0
QRS Level 3	1
QRS Level 4	0
QRS Level 5	1

**Education Level of Lead Teacher (Output Measures)**

GED	0
High School Diploma	2
CDA	1
AA in Early Childhood or Child Development	0
AA in Related Field	0
BA/BS in Early Childhood or Child Development	0
Holds a Teaching License with an Early Childhood Endorsement	0
Post Graduate Degree	0

**How well did we do it (Quality/Efficiency Measures)**

Children Screened for	Developmental Delays (ASQ)	101	102	99.02%
	Type of Screening Completed	# Achieved Measure	# Possible	%
Of those Children Screened, % referred on for additional services or treatment	10	101	9.9%	
	# Achieved Measure	# Possible	%	
Cost per Child for the service	\$334,598.00	102	\$3,280.37	
	Total Cost	# of Children	\$	

**What Was the Change in Conditions for Those We Served (Outcome Measures)**

% of families that report decreased stress	69	77	89.61%
	# Achieved Measure	# Possible	%
% of families that are connected to additional concrete supports	51	77	66.23%
	# Achieved measure	# Possible	%
% of families that participate in parent education opportunities	56	77	72.73%
	# Achieved measure	# Possible	%
% of programs with a rating of 3 or higher in the QRS system	2	2	100.0%
	# Achieved	# Possible	%

**Dental - Direct Services**

**Name of Program or Service** Oral Health Program

List the name of each contractor funded.

**Contractor** Siouxland District Health Department

**Description** Dental Screenings, fluoride applications and dental education for children.

**Link to Which Comm. Plan  
Priority or Priorities** Healthy Children

**How much was invested (Input measures)**

Source		
	Early Childhood Program	\$0.00
	School Ready-Quality	\$0.00
	School Ready-Other/Undesignated	\$67,006.96
	School Ready-Admin	\$0.00
	Total	\$67,006.96

**Optional: Other Funding Expended and Source**

Source	Amount
Maternal Child Adolescent Health Grant/Medicaid Revenue	\$10,135.19
	\$10,135.19

**Total Funding**

Total \$77,142.15

**How much was done or produced (Output measures)**

Output Measures	# done or produced
Prenatal	0
Children 0 to 1 Year	48
Children 1 to 2 Years	49
Children 2 to 3 Years	62
Children 3 to 4 Years	60
Children 4 to 5 Years	87
Children 5 to 6 Years	3
Total	309

**How well did we do it (Quality/Efficiency Measures)**

<b>Children Screened for</b>	Oral Health - decay	309	309	100.0%
	Type of Screening Completed	# Achieved Measure	# Possible	%
<b>Of those Children Screened, % referred on for additional services or treatment</b>	42	309	13.59%	
	# Achieved Measure	# Possible	%	
<b>Cost per Child for the service</b>	\$77,142.15	309	\$249.65	
	Total Cost	# of Children	\$	

**What Was the Change in Conditions for Those We Served (Outcome Measures)**

<b>% of children who need dental treatment that went to a dentist</b>	11	42	26.19%
	# Achieved Measure	# Possible	%
<b>% of children who are cavity free</b>	266	309	86.08%
	# Achieved measure	# Possible	%

**Early Care & Education Scholarships - Direct Services**

**Name of Program or Service**      Preschool Scholarships

List the name of each contractor funded.

**Contractor**      Apple Tree Morningside; Apple Tree North; BB's Preschool and Child Care; Building Blocks North; Building Blocks Sgt. Bluff; Calico Kids Preschool; Mary Elizabeth Child Care and Preschool; Mary J. Treglia Community House Preschool; Native American Child Care Center; River Valley Preschool; Stella Sandford Child Development Programs; Stella Sandford Preschool; St. Paul's Lutheran Church - Wee Wisdom Preschool; St. Paul's - Sioux City; Bluff's Little Thinkers - Child Care and Preschool

**Description**      Preschool - Scholarship assistance to low income families (200% of poverty guidelines and below)

**Link to Which Comm. Plan Priority or Priorities**      Quality Child Care and Quality Preschool

**How much was invested (Input measures)**

<b>Source</b>		
	Early Childhood Program	\$0.00
	Early Childhood Admin	\$0.00
	School Ready-Quality	\$0.00
	School Ready-Other/Undesignated	\$63,635.56
	School Ready-Admin	\$0.00
	<b>Total</b>	<b>\$63,635.56</b>

**Optional: Other Funding Expended and Source**

<b>Source</b>	<b>Amount</b>
Private Pay, United Way, Parent Participation, Parent Co-pay, Shared Vision, Department of Education	\$42,172.00
	<b>\$42,172.00</b>

**Total Funding**

<b>Total</b>	<b>\$105,807.56</b>
--------------	---------------------

**How much was done or produced (Output measures)**

Output Measures	# done or produced
Prenatal	0
Children 0 to 1 Year	0
Children 1 to 2 Years	0
Children 2 to 3 Years	0
Children 3 to 4 Years	19
Children 4 to 5 Years	33
Children 5 to 6 Years	0
<b>Total</b>	<b>52</b>

**Marital Status - Head of Household (Output Measures)**

<b>Married</b>	17
<b>Single</b>	24
<b>Widowed</b>	0
<b>Partnered</b>	9
<b>Divorced</b>	2
<b>Separated</b>	0

**Household Size (Output Measures)**

<b>2 People</b>	10
-----------------	----

3 People	6
4 People	18
5 People	10
6 People	6
Greater than 6 People	2

### ***Federal Poverty Level (Output Measures)***

100% or Below FPL	17
101 - 150% FPL	21
151 - 200% FPL	13
201 - 299% FPL	1
300% or Greater FPL	0

### ***Educational Level of Head of Household (Output Measures)***

Middle School or Lower	0
Some High School	6
High School Diploma	27
GED	2
Trade or Vocational Training	5
2-Year College Degree	7
4-Year College Degree	4
Master's Degree or Higher	1

### ***Race of Head of Household (Output Measures)***

Native American or Alaskan Native	12
Native Hawaiian or Pacific Islander	0
African American	11
Asian	0
White	25
Multiracial	4

### ***Ethnicity - Hispanic/Latino (Output Measure)***

Hispanic/Latino	6
-----------------	---

### ***How much was done or produced (Output Measures)***

Number of programs that received funding for a scholarship	10
--	----

### ***Programs Meeting Quality Initiatives (Output Measures)***

NAEYC Accredited	1
NAFCC Accredited	0
Head Start	0
IQPPS Verified	3
QRS Level 3	0
QRS Level 4	6



QRS Level 5

4

**Education Level of Lead Teacher (Output Measures)**

GED	0
High School Diploma	1
CDA	0
AA In Early Childhood or Child Development	2
AA in Related Field	1
BA/BS in Early Childhood or Child Development	8
Holds a Teaching License with an Early Childhood Endorsement	4
Post Graduate Degree	2

**How well did we do it (Quality/Efficiency Measures)**

Children Screened for	Developmental Delays - Ages and Stages Questionnaire	51	52	98.08%
	Type of Screening Completed	# Achieved Measure	# Possible	%
Of those Children Screened, % referred on for additional services or treatment	7	51	13.73%	
	# Achieved Measure	# Possible	%	
Cost per Child for the service	\$105,807.56	52	\$2,034.76	
	Total Cost	# of Children	\$	

**What Was the Change in Conditions for Those We Served (Outcome Measures)**

% of children demonstrating age appropriate skills	41	51	80.39%
	# Achieved	# Possible	%

**Assessments for Determining Age Appropriate Skills**

Gold	9
Creative Curriculum	7
Brigance	0
ASQ	10
IGDIs	4
High Scope	0
Ireton Developmental Checklist	0
Saxon Math	0
Locally Developed	1

**What Was the Change in Conditions for Those We Served (Outcome Measures)**

% of programs with a rating of 3 or higher in the QRS system	10	10	100.0%
	# Achieved Measure	# Possible	%

**Early Care & Education Supportive Services - Direct Services**

Name of Program or Service	Preschool Programs
List the name of each contractor funded.	
Contractor	Mary J. Treglia Community House; Mid-Sioux Opportunity
Description	Educating and empowering English language-learning preschool children and parent/child

together activities while their parents take English classes; Ida County 3-Year-Old Preschool

Link to Which Comm. Plan  
Priority or Priorities

Quality Preschool / Healthy Children

### How much was invested (Input measures)

Source		
	Early Childhood Program	\$47,188.00
	Early Childhood Admin	\$0.00
	School Ready-Quality	\$0.00
	School Ready-Other/Undesignated	\$23,537.46
	School Ready-Admin	\$0.00
	Total	\$70,725.46

### Optional: Other Funding Expended and Source

Source	Amount
Early Head Start; United Way; Parent Tuition	\$108,861.00
	\$108,861.00

### Total Funding

Total	\$179,586.46
-------	--------------

### How much was done or produced (Output measures)

Output Measures	# done or produced
Prenatal	
Children 0 to 1 Year	
Children 1 to 2 Years	
Children 2 to 3 Years	
Children 3 to 4 Years	19
Children 4 to 5 Years	7
Children 5 to 6 Years	
Total	26

### How much was done or produced (Output Measures)

# of Programs	2
---------------	---

### Programs Meeting Quality Initiatives (Output Measures)

NAEYC Accredited
NAFCC Accredited
Head Start
IQPPS Verified
QRS Level 3
QRS Level 4
QRS Level 5

2

### How well did we do it (Quality/Efficiency Measures)

Children Screened for	Developmental Delays (ASQ)	10	26	38.46%
	Type of Screening Completed	# Achieved Measure	# Possible	%
Of those Children Screened, % referred on for additional services or treatment	2	10	20.0%	
	# Achieved Measure	# Possible	%	

Cost per Child for the service	\$179,586.46	26	\$6,907.17
Total Cost		# of Children	\$

### What Was the Change in Conditions for Those We Served (Outcome Measures)

% of children demonstrating age appropriate skills	10	10	100.0%
	# Achieved	# Possible	%

### Assessments for Determining Age Appropriate Skills

Gold	2
Creative Curriculum	1
Brigance	
ASQ	2
IGDIs	
High Scope	1
Ireton Developmental Checklist	
Saxon Math	
Locally Developed	

### What Was the Change in Conditions for Those We Served (Outcome Measures)

% of programs with a rating of 3 or higher in the QRS system	2	2	100.0%
	# Achieved Measure	# Possible	%

### Health Prevention - Direct Service

#### Name of Program or Service

List the name of each contractor funded.

#### Contractor

#### Description

Link to Which Comm. Plan  
Priority or Priorities

### How much was invested (Input measures)

Source		
	School Ready-Quality	\$0.00
	School Ready-Other/Undesignated	\$0.00
	School Ready-Admin	\$0.00
	Total	\$0.00

### Optional: Other Funding Expended and Source

Source	Amount
	\$0.00

### Total Funding

Total	\$0.00
-------	--------

### How much was done or produced (Output measures)

## Output Measures

Prenatal
Children 0 to 1 Year
Children 1 to 2 Years
Children 2 to 3 Years
Children 3 to 4 Years
Children 4 to 5 Years
Children 5 to 6 Years
Total
0

**How well did we do it (Quality/Efficiency Measures)**

Children Screened for			0	0%
Type of Screening Completed	# Achieved Measure	# Possible	%	
Of those Children Screened, % referred on for additional services or treatment	0	0%		
# Achieved Measure	# Possible	%		
Cost per Child for the service	\$0.00	0	\$0.00	
Total Cost	# of Children	\$		

**What Was the Change in Conditions for Those We Served (Outcome Measures)**

% screened that needed follow up services/treatment that received the service	0	0%
# Achieved Measure	# Possible	%

**Literacy - Direct Services**

Name of Program or Service
List the name of each contractor funded.
Contractor
Description
Link to Which Comm. Plan
Priority or Priorities

**How much was invested (Input measures)**

Source
Early Childhood Program
Early Childhood Admin
School Ready-Quality
School Ready-Other/Undesignated
School Ready-Admin
Total
\$0.00
\$0.00
\$0.00
\$0.00
\$0.00
\$0.00

**Optional: Other Funding Expended and Source**

Source
Amount
\$0.00

**Total Funding**

Total
\$0.00

**How much was done or produced (Output measures)**

Output Measures
# done or produced
Prenatal

Children 0 to 1 Year  
 Children 1 to 2 Years  
 Children 2 to 3 Years  
 Children 3 to 4 Years  
 Children 4 to 5 Years  
 Children 5 to 6 Years  
 Total

0

### Output Measures

Total # Families Served

### How well did we do it (Quality/Efficiency Measures)

Cost per Child for the service	\$0.00	0	\$0.00
	Total Cost	# of Children	

### What Was the Change in Conditions for Those We Served (Outcome Measures)

% of parents that report an increase in reading to their children each day	# Achieved Measure	0	# Possible	0%	%
% of parents that report an increase in talking to their children about new words in stories	# Achieved Measure	0	# Possible	0%	%

### Prenatal/Postnatal - Direct Services

Name of Program or Service

List the name of each contractor funded.

Contractor

Description

Link to Which Comm. Plan  
 Priority or Priorities

### How much was invested (Input measures)

Source	School Ready-Quality	\$0.00
	School Ready-Other/Undesignated	\$0.00
	School Ready-Admin	\$0.00
	Total	\$0.00

### Optional: Other Funding Expended and Source

Source	Amount
	\$0.00

### Total Funding

Total	\$0.00
-------	--------

### How much was done or produced (Output measures)

Output Measures	# done or produced
Prenatal	

Children 0 to 1 Year  
 Children 1 to 2 Years  
 Children 2 to 3 Years  
 Children 3 to 4 Years  
 Children 4 to 5 Years  
 Children 5 to 6 Years  
 Total

0

### How well did we do it (Quality/Efficiency Measures)

Children Screened for			0	0%
Type of Screening Completed	# Achieved Measure	# Possible	%	
Of those Children Screened, % referred on for additional services or treatment	0	0%		
# Achieved Measure	# Possible	%		
Cost per Child	\$0.00	0	\$0.00	
Total Cost	# of Children	\$		

### What Was the Change in Conditions for Those We Served (Outcome Measures)

% screened that needed follow up services/treatment that received the service	0	0%
# Achieved Measure	# Possible	%

### Transportation - Direct Services

#### Name of Program or Service

List the name of each contractor funded.

#### Contractor

#### Description

Link to Which Comm. Plan  
 Priority or Priorities

### How much was invested (Input measures)

Source		
	Early Childhood Program	\$0.00
	Early Childhood Admin	\$0.00
	School Ready-Quality	\$0.00
	School Ready-Other/Undesignated	\$0.00
	School Ready-Admin	\$0.00
	Total	\$0.00

### Optional: Other Funding Expended and Source

Source	Amount
	\$0.00

### Total Funding

Total	\$0.00
-------	--------

### How much was done or produced (Output measures)

Output Measures	# done or produced
Prenatal	
Children 0 to 1 Year	
Children 1 to 2 Years	

Children 2 to 3 Years  
 Children 3 to 4 Years  
 Children 4 to 5 Years  
 Children 5 to 6 Years  
 Total

0

### How much was done or produced (Output measures)

# of days transportation was provided      # of Days

### How well did we do it (Quality/Efficiency Measures)

Cost per Child for the service	\$0.00	0	\$0.00
	Total Cost	# of Children	\$

### What Was the Change in Conditions for Those We Served (Outcome Measures)

% of days that children attended preschool that were provided transportation	0	0%
# Achieved Measure	# Possible	%

### Business Investment Program - Indirect Services

Name of Program or Service      Business Investment Program

List the name of each contractor funded.

Contractor      Child Care Resource and Referral ? Northwest Iowa

Description      Business Investment Program (BIP) is designed to assist/support a child care business with: startup costs; business, educational, health and safety improvements and the new Iowa Quality 4 Kids (IQ4K) categories.

Link to Which Comm. Plan Priority or Priorities      Accessible, Affordable Quality Child Care

### How much was invested (Input measures)

Source	Early Childhood Program	\$14,936.93
	Early Childhood Admin	\$0.00
	School Ready-Quality	\$0.00
	School Ready-Other/Undesignated	\$0.00
	School Ready-Admin	\$0.00
	Total	\$14,936.93

### Optional: Other Funding Expended and Source

Source	Amount
	\$0.00

### Total Funding

Total	\$14,936.93
-------	-------------

### How much was done or produced (Outputs Measures)

Non-Registered	2
Non-Registered that become DHS Registered	2

DHS Registered	12
DHS Licensed	5

#### How much was done or produced (Output measures)

QRS Level 1	7
QRS Level 2	1
QRS Level 3	1
QRS Level 4	1
QRS Level 5	1
IQ4K level 1	0
IQ4K level 2	0
IQ4K level 3	0
IQ4K level 4	0
IQ4K level 5	0

#### How much was done or produced (Output Measures)

Non-Registered	2
Non-Registered that become DHS Registered	2
DHS Registered	0
DHS Licensed	0

#### How much was done or produced (Output Measures)

Non-Registered	0
Non-Registered that become DHS Registered	0
DHS Registered	0
DHS Licensed	1

#### How well did we do it (Quality/Efficiency Measures)

##### % of businesses that received at least one incentive by category

Non-Registered	2	2	100.0%
	# Achieved	# Possible	%
Non-Registered to DHS Registered	2	2	100.0%
	# Achieved	# Possible	%
DHS Registered	12	12	100.0%
	# Achieved	# Possible	%
DHS Licensed	5	5	100.0%
	# Achieved	# Possible	%

#### What Was the Change in Conditions for Those We Served (Outcome Measures)

% of businesses that increased or maintained the highest level in the QRS or QRIS system	1	21	4.76%
	# Achieved	# Possible	%

#### Child Care Nurse Consultant - Indirect Services

Name of Program or Service Child Care Nurse Consultant

List the name of each contractor funded.



<b>Contractor</b>	Community Action Agency of Siouxland
<b>Description</b>	Provide a full time Child Care Nurse Consultant to Early Childhood providers in Ida and Woodbury Counties
<b>Link to Which Comm. Plan Priority or Priorities</b>	Healthy Children / Quality Child Care / Quality Preschool

### How much was invested (Input measures)

<b>Source</b>		
	Early Childhood Program	\$81,800.00
	Early Childhood Admin	\$0.00
	School Ready-Quality	\$0.00
	School Ready-Other/Undesignated	\$0.00
	School Ready-Admin	\$0.00
	<b>Total</b>	<b>\$81,800.00</b>

### Optional: Other Funding Expended and Source

<b>Source</b>	<b>Amount</b>
Community Services Block Grant (CSBG) and Siouxland District Health Department	\$17,901.39
	\$17,901.39

### Total Funding

<b>Total</b>	<b>\$99,701.39</b>
--------------	--------------------

### Output Measures

The total number of visits the child care nurse consultant makes to early learning programs.

<b># of visits by a nurse consultant</b>	<b>188</b>
--	------------

The total number of programs that participate with the child care nurse.

<b># of early learning programs participating in child care nurse consultant activities (unduplicated)</b>	<b>124</b>
--	------------

### How much was done or produced (Output measures)

<b>Non-Registered</b>	<b>14</b>
<b>DHS Registered</b>	<b>48</b>
<b>DHS Licensed</b>	<b>60</b>
<b>DE Regulated (licensed exempt from DHS)</b>	<b>2</b>
<b>QRS Level 1</b>	<b>11</b>
<b>QRS Level 2</b>	<b>3</b>
<b>QRS Level 3</b>	<b>6</b>
<b>QRS Level 4</b>	<b>29</b>
<b>QRS Level 5</b>	<b>8</b>

### How much was done or produced (Output Measures)

The total number of children that have special health care needs. If there were no children with special health care needs, enter '0.'

<b># of children with special health care needs</b>	<b>31</b>
---	-----------

The total number of direct technical assistance contacts provided to programs by the nurse consultant, other than in-person visits which are reported separately.

<b># of technical assistance contacts</b>	<b>429</b>
---	------------

**How well did we do it (Quality/Efficiency Measures)**

% of programs rating a 3 or higher in the QRS system	43	124	34.68%
	# Achieved Measure	# Possible	%
Cost per Program for the service	\$99,701.39	124	\$804.04
	Total Cost	# of Programs	\$

**What Was the Change in Conditions for Those We Served (Outcome Measures)**

% of children with special health care needs with a special needs care plan in place at the child care facility (program)	25	31	80.65%
	# Achieved Measure	# Possible	%
% of programs receiving onsite assessment and consultation that improve health and safety conditions in their early learning environments	112	124	90.32%
	# Achieved Measure	# Possible	%

**Coordinated Intake - Indirect Service****Name of Program or Service**

List the name of each contractor funded.

**Contractor****Description**Link to Which Comm. Plan  
Priority or Priorities**How much was invested (Input measures)**

Source		
	School Ready-Quality	\$0.00
	School Ready-Other/Undesignated	\$0.00
	School Ready-Admin	\$0.00
	Total	\$0.00

**Optional: Other Funding Expended and Source**

Source	Amount
	\$0.00

**Total Funding**

Total	\$0.00
-------	--------

**Output Measures**

The total number of coordinated intake requests processed.

**# of Intakes Processed**

The number of families that received a referral in the coordinated intake service.

**# of Families (unduplicated)****How well did we do it (Quality/Efficiency Measures)**

Cost per Intake	\$0.00	0	\$0.00
	Total Cost	# of Intakes	\$
% Intakes referred to a program		0	0%

or service

# Achieved Measure

# Possible

%

**What Was the Change in Conditions for Those We Served (Outcome Measures)**

% of families that  
received a  
referral that  
enrolled in a  
local program

# Achieved Measure

0

# Possible

0%

%

Families that  
received a  
referral that did  
not enroll in a  
local program.  
List the reasons:

0

0

0%

# Achieved  
Measure

# Possible

%

**hawk-I - Indirect Service**

Name of Program or Service

List the name of each contractor funded.

Contractor

Description

Link to Which Comm. Plan  
Priority or Priorities

**How much was invested (Input measures)**

Source

School Ready-Quality	\$0.00
School Ready-Other/Undesignated	\$0.00
School Ready-Admin	\$0.00
Total	\$0.00

**Optional: Other Funding Expended and Source**

Source

Amount

\$0.00

**Total Funding**

Total

\$0.00

**Output Measures**

# of Applications Submitted

**How well did we do it (Quality/Efficiency Measures)**

Cost per Application

\$0.00

0

\$0.00

Total Cost

# of Applications

\$

**What Was the Change in Conditions for Those We Served (Outcome Measures)**

% of children applying for hawk-  
I who actually enroll in the  
program

# Achieved Measure

0

# Possible

0%

%

**Quality Improvement for Early Learning - Indirect Services****Name of Program or Service**

List the name of each contractor funded.

**Contractor****Description**Link to Which Comm. Plan  
Priority or Priorities**How much was invested (Input measures)****Source**

Early Childhood Program	\$0.00
Early Childhood Admin	\$0.00
School Ready-Quality	\$0.00
School Ready-Other/Undesignated	\$0.00
School Ready-Admin	\$0.00
Total	\$0.00

**Optional: Other Funding Expended and Source****Source****Amount**

\$0.00

**Total Funding**

Total	\$0.00
-------	--------

**Output Measures**# of early learning programs  
participating in quality  
improvement activities  
(unduplicated)**QRS Participation (Output Measures)**

QRS Level 1

QRS Level 2

QRS Level 3

QRS Level 4

QRS Level 5

**How well did we do it (Quality/Efficiency Measures)**% of programs rating a 3 or  
higher in the QRS system

0

# Achieved Measure

0

# Possible

0%

%

**What Was the Change in Conditions for Those We Served (Outcome Measures)**% of programs that improve or  
maintain at the highest level  
their rating in a quality initiative

# Achieved Measure

0

# Possible

0%

%

**Preschool Scholarship Coordination - Indirect Services**

<b>Name of Program or Service</b>	Scholarship Coordination
<i>List the name of each contractor funded.</i>	
<b>Contractor</b>	SHIP
<b>Description</b>	Qualifying families for eligibility for preschool and child care scholarships.
<b>Link to Which Comm. Plan Priority or Priorities</b>	Quality Preschool

### How much was invested (Input measures)

<b>Source</b>		
	Early Childhood Program	\$0.00
	Early Childhood Admin	\$0.00
	School Ready-Quality	\$0.00
	School Ready-Other/Undesignated	\$15,700.00
	School Ready-Admin	\$0.00
	Total	\$15,700.00

### Optional: Other Funding Expended and Source

<b>Source</b>	<b>Amount</b>
	\$0.00

### Total Funding

<b>Total</b>	\$15,700.00
--------------	-------------

### Output Measures

*The total number of tuition assistance applications completed.*

**# of scholarships processed** 95

*The total number of programs in which children received direct tuition assistance.*

**# of programs (unduplicated)** 10

### QRS Participation (Output Measures)

<b>QRS Level 3</b>	0
<b>QRS Level 4</b>	6
<b>QRS Level 5</b>	4

### How well did we do it (Quality/Efficiency Measures)

<b>Cost per application</b>	\$15,700.00	95	\$165.26
	Total Cost	# of applications	

### What Was the Change in Conditions for Those We Served (Outcome Measures)

<b>% of children applying for preschool scholarships who actually receive the scholarship</b>	60	95	63.16%
	# Achieved Measure	# Possible	%
<b>Children applying for a scholarship that did not receive it.</b>	did not have enough information to process and attempts to obtain info were unsuccessful		
	over income	35	95 36.84%
	not age eligible (3-5) for scholarship		

List the reasons:

# Achieved Measure # Possible %

% of programs rating a 3 or higher in the QRS system

10

# Achieved Measure

10

# Possible

100.0%

%

### Professional Development: Conferences - Indirect Services

Name of Program or Service

List the name of each contractor funded.

Contractor

Description

Link to Which Comm. Plan

Priority or Priorities

### How much was invested (Input measures)

Source

Early Childhood Program	\$0.00
Early Childhood Admin	\$0.00
School Ready-Quality	\$0.00
School Ready-Other/Undesignated	\$0.00
School Ready-Admin	\$0.00
Total	\$0.00

### Optional: Other Funding Expended and Source

Source

Amount

\$0.00

### Total Funding

Total

\$0.00

### How much was done or produced (Output Measures)

The total number of individuals that were funded to attend a conference(s). NOTE: This measure is required only if individuals were provided registration or stipends to attend. If funding was provided to generally sponsor the event, not per person funding, report zero for this measure.

# of participants at the conference (If funded per person only)

# of conferences funded

The total number of conferences funded, either with general funding or per person.

### How much was done or produced (Output Measures)

Early Learning

Family Support

Special Needs

Health, Mental Health and Nutrition

### How well did we do it (Quality/Efficiency Measure)

Early Learning

0

# Achieved Measure

0

# Possible

0%

%

Family Support

0

0

0%

	# Achieved Measure	# Possible	%
Special Needs	0	0	0%
	# Achieved Measure	# Possible	%
Health, Mental Health and Nutrition	0	0	0%
	# Achieved Measure	# Possible	%

### Professional Development: Credit-bearing - Indirect Services

Name of Program or Service	Early Childhood Professional Scholarships
<i>List the name of each contractor funded.</i>	
Contractor	Western Iowa Tech Community College Foundation
Description	Awarding of scholarships to make post-secondary education in Child Care Development more accessible to current providers, with the intent of increasing their educational attainment levels; the project will enhance the quality of early childhood programs in Ida and Woodbury Counties, which includes child care centers and in-home child care.
Link to Which Comm. Plan Priority or Priorities	Quality Child Care / Quality Preschool

### How much was invested (Input measures)

Source	Early Childhood Program	\$7,075.00
	Early Childhood Admin	\$0.00
	School Ready-Quality	\$0.00
	School Ready-Other/Undesignated	\$0.00
	School Ready-Admin	\$0.00
	Total	\$7,075.00

### Optional: Other Funding Expended and Source

Source	Amount
Iowa Kibbie Grant, Federal Pell Grant	\$4,435.00
	\$4,435.00

### Total Funding

Total	\$11,510.00
-------	-------------

### How much was done or produced (Output Measures)

*The total number of individuals receiving academic credit.*

# of participants (unduplicated) 3

*The total number of classes attended for academic credit.*

# of classes attended for academic credit 14

### How much was done or produced (Output Measures)

Early Learning	72
Family Support	7
Special Needs	7
Health, Mental Health and Nutrition	14

### How well did we do it (Quality/Efficiency Measure)

Early Learning	72	14	514.29%
----------------	----	----	---------

	# Achieved Measure	# Possible	%
<b>Family Support</b>	7	14	50.0%
	# Achieved Measure	# Possible	%
<b>Special Needs</b>	7	14	50.0%
	# Achieved Measure	# Possible	%
<b>Health, Mental Health and Nutrition</b>	14	14	100.0%
	# Achieved Measure	# Possible	%
<i>Cost per Participant:</i>			
<b>Cost per Participant</b>	\$11,510.00	3	\$3,836.67
	Total Cost	# of Participants	Cost per participant

### Professional Development: Training - Indirect Services

#### Name of Program or Service

List the name of each contractor funded.

#### Contractor

#### Description

#### Link to Which Comm. Plan Priority or Priorities

### How much was invested (Input measures)

Source		
	Early Childhood Program	\$0.00
	Early Childhood Admin	\$0.00
	School Ready-Quality	\$0.00
	School Ready-Other/Undesignated	\$0.00
	School Ready-Admin	\$0.00
	Total	\$0.00

### Optional: Other Funding Expended and Source

Source	Amount
	\$0.00

### Total Funding

<b>Total</b>	\$0.00
--------------	--------

### How much was done or produced (Output Measures)

The total number of trainings funded:

# of trainings

### How much was done or produced (Output Measures)

Early Learning

Family Support

Special Needs

Health, Mental Health and Nutrition

### How well did we do it (Quality/Efficiency Measure)



9/15/2020

IowaGrants

<b>Early Learning</b>	0	0	0%
	# Achieved Measure	# Possible	%
<b>Family Support</b>	0	0	0%
	# Achieved Measure	# Possible	%
<b>Special Needs</b>	0	0	0%
	# Achieved Measure	# Possible	%
<b>Health, Mental Health and Nutrition</b>	0	0	0%
	# Achieved Measure	# Possible	%
Cost per Training:			
<b>Cost per Training</b>	\$0.00	0	\$0.00
	Total Cost	# of Trainings	%

### Public Awareness/Child Fairs - Indirect Services

#### Name of Program or Service

List the name of each contractor funded.

#### Contractor

#### Description

Link to Which Comm. Plan  
Priority or Priorities

### How much was invested (Input measures)

<b>Source</b>		
	Early Childhood Program	\$0.00
	Early Childhood Admin	\$0.00
	School Ready-Quality	\$0.00
	School Ready-Other/Undesignated	\$0.00
	School Ready-Admin	\$0.00
	Total	\$0.00

### Optional: Other Funding Expended and Source

<b>Source</b>	<b>Amount</b>
	\$0.00

### Total Funding

<b>Total</b>	\$0.00
--------------	--------

### Output Measures

The total number of activities funded.

#### # of activities provided

The number of families that participated in the awareness activities or child fairs.

#### # of families participating

The number of people the public awareness activities are estimated to reach.

#### # of estimated reach

### How well did we do it (Quality/Efficiency Measures)

<b>Cost per Activity</b>	\$0.00	0	\$0.00
	Total Cost	# of Activities	\$

**What Was the Change in Conditions for Those We Served (Outcome Measures)**

% of parents with an increased awareness of ECI and early childhood services available to their child	# Achieved Measure	0	# Possible	0%	%
---	--------------------	---	------------	----	---

**Resource Libraries - Indirect Services****Name of Program or Service***List the name of each contractor funded.***Contractor****Description****Link to Which Comm. Plan****Priority or Priorities****How much was invested (Input measures)**

Source		
	Early Childhood Program	\$0.00
	Early Childhood Admin	\$0.00
	School Ready-Quality	\$0.00
	School Ready-Other/Undesignated	\$0.00
	School Ready-Admin	\$0.00
	Total	\$0.00

**Optional: Other Funding Expended and Source**

Source	Amount
	\$0.00

**Total Funding**

Total	\$0.00
-------	--------

**Output Measures***The total number of times that resource materials were checked out within the fiscal year.***# of times materials are checked out**

*The number of programs that utilized the resource library by checking out items. Note: Each program is counted once in the unduplicated count. For example, XYZ Child Development Center, Sally's in-home child care program and 2 different teachers from Busy Bee Preschool all checked out items from the resource library. Report (3) for the # of programs.*

**# of participating programs (unduplicated)****How well did we do it (Quality/Efficiency Measures)**

Cost per Checkout	\$0.00	0	\$0.00
	Total Cost	# of Times Materials Checked Out	\$

**What Was the Change in Conditions for Those We Served (Outcome Measures)**

% of programs that increased their knowledge of early childhood growth and development because of the resource library	# Achieved Measure	0	# Possible	0%	%
--	--------------------	---	------------	----	---

**Technical Assistance: Consultation, Mentoring, Coaching - Indirect Services****Name of Program or Service***List the name of each contractor funded.***Contractor****Description****Link to Which Comm. Plan  
Priority or Priorities****How much was invested (Input measures)**

<b>Source</b>		
	Early Childhood Program	\$0.00
	Early Childhood Admin	\$0.00
	School Ready-Quality	\$0.00
	School Ready-Other/Undesignated	\$0.00
	School Ready-Admin	\$0.00
	Total	\$0.00

**Optional: Other Funding Expended and Source**

<b>Source</b>	<b>Amount</b>
	\$0.00

**Total Funding**

<b>Total</b>	\$0.00
--------------	--------

**Output Measures***The total number of visits the consultant, mentor or coach makes to programs. (This may be a duplicate count.)***# of visits completed****# of programs participating  
(unduplicated)****How much was done or produced (Output measures)****Non-Registered****DHS Registered****DHS Licensed****DE Regulated (licensed exempt  
from DHS)****QRS Level 1****QRS Level 2****QRS Level 3****QRS Level 4****QRS Level 5****How much was done or produced (Output measure)***The total number of direct technical assistance contacts the consultant, mentor or coach provided to the programs, other than in-person visits which are reported separately.***# of technical assistance  
contacts****How well did we do it (Quality/Efficiency Measures)**

## Early Learning Programs

0

0%

# Achieved Measure

# Possible

%

## Family Support Programs

0

0%

# Achieved Measure

# Possible

%

## Special Needs

0

0%

# Achieved Measure

# Possible

%

## Health, Mental Health and Nutrition

0

0%

# Achieved Measure

# Possible

%

## How well did we do it (Quality/Efficiency Measures)

## % of programs rating a 3 or higher in the QRS system

0

0

0%

# Achieved Measure

# Possible

%

## Cost per Program

\$0.00

0

\$0.00

Total Cost

# of Programs

\$

## What Was the Change in Conditions for Those We Served (Outcome Measures)

The number of programs that met the goals that were jointly established by the program and the consultation, mentoring or coaching activity.

## % of programs that meet the goals established for the service

# Achieved Measure

# Possible

0%

%

## WAGE\$ Program - Indirect Services

Name of Program or Service Iowa AEYC WAGE\$

List the name of each contractor funded.

Contractor Iowa Association for the Education of Young Children

Description Providing compensation stipends to providers/teachers with achieved education levels working in high quality programs serving low income/at risk families.

Link to Which Comm. Plan Priority or Priorities Quality Child Care / Quality Preschool

## How much was invested (Input measures)

## Source

Early Childhood Program	\$11,000.00
Early Childhood Admin	\$0.00
School Ready-Quality	\$0.00
School Ready-Other/Undesignated	\$0.00
School Ready-Admin	\$0.00
Total	\$11,000.00

## Optional: Other Funding Expended and Source

## Source

## Amount

Iowa Department of Human Services, Iowa Department of Management, W.K. Kellogg Foundation (ended 09/30/19)	\$31,641.20
	\$31,641.20

## Total Funding

Total	\$42,641.20
-------	-------------

## How much was done or produced - Output Measures

The total number of recipients

# of recipients 29

The total number of recipients who retained employment in their early learning program.

# of recipients who retained employment in their early learning program 21

The total number of recipients at temporary award levels.

# of recipients at temporary award levels 9

The total number of recipients at temporary award levels who earned additional college credits.

# of recipients at temporary award levels who earned additional college credits 1

The number of six-month supplements issued

# of six-month financial supplements 43

The total number of recipients who received at least one six-month financial supplement.

# of recipients who received at least one six-month financial supplement (unduplicated) 25

The total dollar amount of six-month financial supplements issued.

Cost of six-month financial supplements issued \$32,353.03

The total number of early learning programs with at least one WAGES recipient.

# of early learning programs with at least one WAGES recipient 17

### How much was done or produced (Output measures)

QRS Level 1	5
QRS Level 2	1
QRS Level 3	0
QRS Level 4	11
QRS Level 5	0

### How much was done or produced - Output Measures

NAEYC Accredited	2
NAFCC Accredited	0
Head Start	0
IQPPS Verified	0

### How well did we do it (Quality/Efficiency Measures)

Average monthly amount of a six-month financial supplement	\$32,353.03	43	\$752.40
	Total Cost	# Possible	Dollars
Cost per recipient in the program	\$42,641.20	29	\$1,470.39
	Total cost	# of Recipients Receiving a Supplement	Dollars
% of programs rating a 3 or higher in the QRS system	11	17	64.71%
	# Achieved Measure	# of Programs	%

### What Was the Change in Conditions for Those We Served (Outcome Measures)

% of recipients who retained employment in their early learning program	21	29	72.41%
	# Achieved Measure	# Possible	%
% of recipients at temporary award levels who earned additional college credit	1	9	11.11%
	# Achieved Measure	# Possible	%

**Family Support - Home Visitation**

<b>Name of Program or Service</b>	HOPES/Early Head Start
<b>Contractor</b>	HOPES - Siouxland District Health Department; Subcontracted - Crittenton Center/Lutheran Services of Iowa
<b>Description</b>	EHS - Providing weekly home visits to prenatal women and infants and toddlers up to 3 years of age. HOPES - Providing the Healthy Families America (HOPES) Program to eligible pregnant women and families in Ida and Woodbury Counties. EHS - Providing weekly home visits to prenatal women and infants and toddlers up to 3 years of age.
<b>Link to Which Comm. Plan Priority or Priorities</b>	Healthy Children Linked to all EC1 Area priorities.

**How much was invested (Input measures)**

<b>Source</b>	School Ready-Quality	\$0.00
	School Ready-Other/Undesignated	\$411,595.87
	School Ready-Admin	\$0.00
	<b>Total</b>	<b>\$411,595.87</b>

**Optional: Other Funding Expended and Source**

<b>Source</b>	<b>Amount</b>
	\$0.00

**Total Funding**

<b>Total</b>	<b>\$411,595.87</b>
--------------	---------------------

**Daisey Report**

<b>Daisey Report</b>	HOPES-EHS ECIDaiseyReportFY2020.pdf
----------------------	-------------------------------------

**Family Support - Parent Education**

<b>Name of Program or Service</b>	Resource Center
<b>Contractor</b>	Crittenton Center
<b>Description</b>	Providing a family resource center for all families with children 0-5 residing in Woodbury and Ida Counties; 50% of services provided via in-home visits.
<b>Link to Which Comm. Plan Priority or Priorities</b>	Healthy Children Linked to all EC1 Area priorities.

**How much was invested (Input measures)**

<b>Source</b>	School Ready-Quality	\$0.00
	School Ready-Other/Undesignated	\$188,207.98
	School Ready-Admin	\$0.00
	<b>Total</b>	<b>\$188,207.98</b>

**Optional: Other Funding Expended and Source**

<b>Source</b>	<b>Amount</b>
	\$0.00

**Total Funding**

Total	\$188,207.98
-------	--------------

**Daisey Report**

Daisey Report	RC Daisey Report FY2020.pdf
---------------	-----------------------------

**Administrative Staff (service coordination and collaboration)**

Name(s) of Administrative Staff
Employer of Record

**How much was invested (Input measures)**

Source	Early Childhood Admin	\$0.00
	School Ready-Quality	\$65,127.00
	School Ready-Other/Undesignated	\$0.00
	School Ready-Admin	\$0.00
	Total	\$65,127.00

**Optional: Other Funding Expended and Source**

Source	Amount
	\$0.00

**Total Funding**

Total	\$65,127.00
-------	-------------

**Administrative Expenses - Early Childhood Funds**

Early Childhood Expenses/Fees	Fiscal Agent Fees	\$0.00
	Liability Insurance Fees	\$2,000.00
	Financial Audit Fees	\$1,000.00
	Board Expenses	\$3,500.00
	Other (non program) describe below	\$6,967.10
	Total	\$13,467.10

**Description**

Early Childhood Other (non-program) Description	Administrative Staff
---	----------------------

**Administrative Expenses - School Ready Funds**

School Ready Funds Expenses/Fees	Admin	Quality	Other/Undesignated	Total
Fiscal Agent Fees	\$0.00	\$0.00	\$0.00	\$0.00
Liability Insurance fees	\$6,000.00	\$0.00	\$0.00	\$6,000.00
Financial Audit fees	\$4,500.00	\$0.00	\$0.00	\$4,500.00
Board Expenses	\$8,000.00	\$0.00	\$0.00	\$8,000.00
Other (non-program) describe below	\$8,085.00	\$0.00	\$0.00	\$8,085.00
Total	\$26,585.00	\$0.00	\$0.00	\$26,585.00

**Description**

School Ready Other (non-program) Description	Administrative Staff
--	----------------------

**Confirmation\_question**

Did you complete all the required forms?*	Yes
---	-----

**Early Childhood State Program**

Funding	Direct Services	Indirect Services	Total Expended
Early Childhood State Program	\$152,646.00	\$114,811.93	\$267,457.93

**Early Childhood State Admin**

Funding	Direct Services	Indirect Services	Administrative Staff	Administrative Expenses	Total Expended
Early Childhood State Admin	\$0.00	\$0.00	\$0.00	\$13,467.10	\$13,467.10

**Early Childhood Funds Total**

Early Childhood Funds Total	\$280,925.03
-----------------------------	--------------

**Confirmation\_question**

Did you complete all the required forms?*	Yes
---	-----

**School Ready - Quality**

Funding	Direct Services	Indirect Services	Administrative Staff	Administrative Expenses	Total Expended
School Ready - Quality	\$0.00	\$0.00	\$65,127.00	\$0.00	\$65,127.00

**School Ready- Other/Undesignated**

Funding	Direct Services	Indirect Services	Administrative Staff	Administrative Expenses	Total Expended
School Ready- Other/Undesignated	\$753,983.83	\$15,700.00	\$0.00	\$0.00	\$769,683.83

**School Ready- Admin**

Funding	Direct Services	Indirect Services	Administrative Staff	Administrative Expenses	Total Expended
School Ready- Admin	\$0.00	\$0.00	\$0.00	\$26,585.00	\$26,585.00

**School Ready Funds Total**

School Ready Funds Total	\$861,395.83
--------------------------	--------------

**Confirmation\_question**

Did you complete all the required forms?*	Yes
---	-----



**Other Funding**

Funding	Direct Services	Indirect Services	Administrative Staff	Administrative Expenses	Total Expended
Other Funding	\$390,308.19	\$53,977.59	\$0.00	\$0.00	\$444,285.78

**TOTAL ECI Funding**

Funding	Direct Services	Indirect Services	Administrative Staff	Administrative Expenses	Total Expended
TOTAL ECI Funding	\$906,629.83	\$130,511.93	\$65,127.00	\$40,052.10	\$1,142,320.86

**Total Expended**

Funding	Direct Services	Indirect Services	Administrative Staff	Administrative Expenses	Total Expended
Total Expended	\$1,296,938.02	\$184,489.52	\$65,127.00	\$40,052.10	\$1,586,606.64

**Percent of Other Funds Expended**

Percent of Other Funds Expended	28.0%
---------------------------------	-------

**SFY18/19/20 Financial Statement Attachment**

Attachment	Description	File Name	File Size	Type
Early Childhood Financial Statement	Early Childhood Financial Statement	ECFinancialStatement_revisedcarryforward FY2020 (1).xlsx	xlsx	27 KB
Certified Early Childhood Financial Statement	Early Childhood Certified Financial Statement	Certified Early Childhood Financial Statement FY2020.pdf	pdf	918 KB
School Ready Financial Statement	School Ready Financial Statement	SRFinancialStatement_revisedcarryforward FY2020.xlsx	xlsx	24 KB
Certified School Ready Financial Statement	School Ready Certified Financial Statement	Certified School Ready Financial Statement FY2020.pdf	pdf	1.0 MB

