

## ANNUAL REPORT FISCAL YEAR 2019 (7/1/2021 – 6/30/2022)

Our Mission: SHIP provides leadership in response to identified community needs and collaboratively provides for the delivery of health, human services, education, and public safety in Siouxland.

Early Childhood Vision: Every child, beginning at birth, will be healthy and successful.

### Preschool and Early Learning

- \* SHIP's Early Childhood Iowa funds helped 31 (37 FY21) (52 FY20) children aged 3-5, from 30 (34 FY21) (52 FY20) low-income families, gain access to 9 (12 FY21) high quality preschool programs through scholarship assistance
- \* The average cost per scholarship was \$1,641.30
- \* 68% (97% FY21) of these children displayed age-appropriate skills by the end of the year

### Family Support Programs

- \* SHIP's Early Childhood Iowa funds served 599 (358 FY21) children aged 0-5 from 603 at-risk families through 5 family support programs (4 of which are nationally accredited, 1 of which is a state-accredited Family Resource Center)
- \* 2,260 home visits were provided to the families and children that these programs serve.

## Stories of Success

A child care program consulted with the Nurse Consultant after a child in their care presented with a rash and then quickly became unresponsive. They first called 911 and followed all protocols, however, after the child was transported to the hospital, they were unable to reach the child's parents. They were unsure how to handle this situation, so they contacted their CCNC. Linsey walked them through the timing of the event and how to ensure proper documentation of the incident. She sent them the correct incident report form and assisted with the information that was needed to report to DHS. Together they went through emergency contact information for the child. Finally, the CCNC facilitated increased protocols for the future and stressed the importance of having more emergency contacts on file in case parents are not able to be reached in the event of an emergency. When the child returned to care the provider learned that the child would need an emergency medication from now on in case of a future event. The program was not familiar with the prescribed medication or how to administer it, so they sought the help and expertise of the CCNC. Linsey scheduled a training on how to use the medication as well as securing a special needs care plan for this child. If an event were to happen again it is very important that they know how to handle this medication and that they follow physician's orders. The child care program was very grateful for the help they received from their CCNC as this was a new and stressful experience for them. The parents are now able to continue sending their child to this program with peace of mind that their child is receiving the best possible care with staff members that are fully educated on the special health care needs. – Child Care Nurse Consultant – CAA of Siouxland



## Services, programs and activities we support:


- \* Quality Preschool and wrap-around Scholarships to Low-Income Families
- \* On-site Quality Child Care Center for Teenage Parents obtaining a High School Diploma
- \* On-site Quality Child Care Center for Women in Drug/Alcohol treatment and Housing
- \* Evidence-Based, Nationally Accredited In-Home Family Support Programs for At-Risk families
- \* Full-time I-Smile Oral Health Collaborative Program to Provide Screenings, Referrals, and Fluoride Varnishes to Children aged 0-5
- \* State-Accredited Family Resource Center with In-Home Visits and Parenting Classes
- \* Annual Kids Fest Health Fair for Ida County Children & Families
- \* Western Iowa Tech Community College Early Childhood Education Scholarships for Child Care Providers working in Ida or Woodbury County
- \* 2-Year-Old Preschool Classroom at Native American Child Care Center
- \* 3-Year-Old Preschool Classroom for families living in Ida County
- \* Direct Education Supportive Services to programs providing preschool unique at-risk children

### Oral Health & Developmental Delay Screenings

SHIP's Early Childhood Iowa funds have supported the Oral Health Program at Siouxland District Health Department since SHIP was designated an Early Childhood Iowa area in 1999. Now called the I-Smile Oral Health Program, the program provides dental screenings and fluoride varnishes, as well as dental health education to children 0-5 at child care centers, preschools, and kindergarten registrations in Woodbury County. This year, 827 (319 FY21) children were served. Of those 827, nearly 186 (50 FY21) needed follow-up dental care. 35% (39% FY21) of those children needing treatment were later verified to have received treatment by a dentist. 78% (84% FY21) of the children screened were cavity-free. Additionally, 273 were educated. The total average cost for these screenings is very low: only \$155.03 per child. *FY2021 #'s - due to COVID-19*

The Early Childhood Iowa Committees mandated all children in centers receiving ECI funds, would be screened for developmental delays using the Ages and Stages Questionnaire. 915 total children were screened, 98% of all children served in all 9 (12 FY21) programs. 55 of the children screened were referred on for critical services including; AEA, mental health, head start, medical specialists, dentists, ophthalmologists, audiologists, family health practitioners, and Individual Education Plans.

Siouxland Human Investment Partnership is committed to increasing the quality and accessibility of services for families with young children. SHIP has been able to do this through collaboration with dozens of quality Early Childhood Programs including:



## Community Plan Updates in SFY'2022

### Name of Early Childhood Area: Ida/Woodbury Counties – Siouxland Human Investment Partnership

Iowa Code chapter 256I requires that local ECIA boards report progress toward and achievement of desired results identified in the Community Plan.

Provide a narrative of the ECIA's progress in the last year towards the priorities and strategies identified in the most recent Community Plan. Success and/or challenges to meeting the ECIA goals may also be included.

Developmental Delays Screenings: The sixth indicator under the Healthy Children Priority - *% of children screened for developmental delays that are referred on for additional services* was fully developed by the end of fiscal year 2017 and contractually mandated on all fiscal year 2018 contracts. The sub-committee established screenings, re-screens, screening tools, who scores, referrals, target population for program pilot, training of screeners, and monitoring by Child Care Nurse Consultant. The Ages and Stages Questionnaire was selected by the sub-committee to fulfill the required outcomes and measurements for developmental delay screens. ASQ screens began in the fall of 2017 (fiscal year 2018) mandating that all centers receiving ECI funds would screen every child attending their center (both scholarship and non-scholarship children). FY2021 outcomes were recorded in the providers' mid-year and annual reports. In SFY 2022, 30 (35 FY21) (51 FY20) (65 FY19) scholarship children and 678 (548 FY21) (619 FY2020) (892 FY19) non-scholarship children were screened. 3 (4 FY21) (7 FY2020) (9 FY19) scholarship children and 47 (20 FY21) (23 FY2020) (48 FY19) non-scholarship children were referred to AEA, Mental Health, Head Start, Medical Specialists, Dental Care, Eye Doctors, Audiologists, Family Physicians, Ear Nose and Throat Specialists, Speech Therapists, Able Kids, SLPs, Special Education, and IEPs. No scholarship parents and only 6 non-scholarship parents refused the referrals in FY2022 proving that ECI dollars can go a lot further than just scholarship families when the community works together. *FY2021 #'s were much lower than previous years - due to COVID-19 but we are seeing a increase in the number of children attending, being screened, and referrals from those screened in SFY2022*

Lectio Institute: The 4<sup>th</sup> indicator under Accessible, Affordable Quality Preschool - *% of preschoolers ready for Kindergarten* - SHIP, Siouxland Community Foundation, Sioux City Community School District (SCCSD), Siouxland District Health Department, and the Comprehensive Strategy Council members attended the 2017 (FY18) and the 2018 (FY19) Lectio Institute to gain knowledge to guide community stakeholders through a comprehensive analysis of our literacy programs and services, to focus our goals, design, desired outcomes, and resource allocations. The ultimate goal is to achieve Grade Level by Eight with a 3 Prong Approach: Early Literacy, Chronic Absenteeism, and Summer Literacy. SCCSD's Associate Superintendent, Dr. Kim Buryanek, approached the Comprehensive Strategy Council with shocking statistics; only 16.58% of preschool students in the district were meeting benchmarks on Fall IGDI's and only 45.44% were meeting benchmarks on Fall FAST Data, well below the state and national averages. This is when the Comprehensive Strategy Council narrowed their literacy focus to ages 0-5. They invited the Ida/Woodbury ECI Director to join the council to focus on community engagement to increase Kindergarten readiness with a literacy campaign that would ultimately narrow its focus to ages 0-3. Matt Ohman and Kerri Hall have both participated in the Lectio Institute and are on the Lectio Leadership Team which continues to meet monthly to guide the work of the Grade Level Reading Campaign efforts as well as the 0-3 Prime Age To Engage Initiative. *Due to Covid-19 the Team met virtually in FY2021 and due to impending administration changes this group was only able to meet a few times in FY2022 but was still able to move the initiative forward.*

Grade Level Reading Campaign (GLR): The 4<sup>th</sup> indicator under Accessible, Affordable Quality Preschool - *% of preschoolers ready for Kindergarten* - Since attending the first Lectio Institute SHIP, Siouxland Community Foundation, and the Sioux City Community School District have been involved in the GLR

Campaign in an effort to close the achievement GAP here within the largest school district in the area. In June of 2017 the Siouxland Community Foundation sent the Ida/ Woodbury Co. ECI Director (Kerri Hall) to the GLR Conference in Denver Colorado to explore strategies that could be implemented in this community. The information that was obtained has been invaluable to the Comprehensive Strategy Council, applied to collaborative efforts, and the community has since be recognized for many National Grade Level Reading Campaign Pace Setter Awards at the All America City Awards Celebration in Washington D.C. (Moved to online due to Covid-19). Kerri Hall attended the Ralph Smith State Pacesetter Luncheon at the Capitol, the Iowa GLR Gathering in Des Moines, and presented at the Early Childhood Iowa Systems Summit GLR Breakout Session and the GLR Gathering at the Early Childhood Brain Science Conference in Des Moines. Matt Ohman and Kerri Hall are also both part of the GLR Commons online discussions platform. Board of Director Dr. Kim Buryanek, as well as Matt Ohman and Kerri Hall continue to attend these meetings online. *Due to Covid-19 all GLR meetings were convened online in FY2021. SHIP's and continued to be online through FY2022.*

*0-3: Prime Age to Engage:* The 4<sup>th</sup> indicator under Accessible, Affordable Quality Preschool - % of preschoolers ready for Kindergarten - SHIP, Growing Community Connections, Siouxland Community Foundation, Sioux City Community School District, Comprehensive Strategy Council (now identified as Source for Siouxland), Siouxland District Health Department, the United Way of Siouxland, along with 70+ community partners are continually moving the 0-3: Prime Age to Engage literacy campaign (which is the result of efforts put forth by the Lectio Leadership Group and Grade Level Reading Campaign involvement) forward. The initiative now has five focus groups of community leaders dedicated to this initiative. Matt Ohman (SHIP's Executive Director), JoAnne Gieselman (Director of Growing Community Connections through SHIP serving as the backbone agency), and Kerri Hall (SHIP's Early Childhood Iowa Director) have been a part of this initiative since it took on this early childhood 0-3, early literacy focus. *Due to Covid-19 Action Teams met online in FY2021 (there were a few meetings held in person during the Summer of 2021 but were moved back to online because of the uptick in cases.) Throughout FY2022 meetings fluctuated between hybrid and online according to CDC Guidelines and number of cases per area.*

The five action teams are;

Early Learning Environments (Convened by Kerri Hall and co-facilitated by Kerri Hall and the Sioux City Community School District's Associate Superintendent, Dr. Kim Buryanek). The Early Learning Environments' group (ELE) objective is to focus on early learning environments including but not limited to; educating child care providers on 0-5 brain development and the importance of quality early learning environments for life readiness, identify non-traditional early learning environments where children gather, and to create opportunities for adults and young adults to engage in literacy opportunities with children 0-3. This group's activities are; to increase provider understanding and knowledge of quality language and vocabulary practices in early learning environments and to raise the quality of language and vocabulary in early learning environments by increasing the number of interactive conversations between adults and children. The ELE group visited as many of the 250 child care centers and in-home child cares in the area within the first year to deliver brochures and recruit involvement in the initiative. In year two they began providing follow up visits to those same child care providers providing signage and posters with reminders to be constantly and always talking, playing, reading, and singing. In person visits have been halted due to Covid-19 in 2020 but began again in FY2021 and were continued in FY2022 by the Ida/Woodbury County Child care Nurse Consultant who is a very active participant in the initiative. The Crittenton Center, in conjunction with SHIP, SCCSD, and Iowa State University, held the first Lena Start pilot group class in Sioux City in the Spring of 2019. Eight families were enrolled and seven completed the curriculum. Overall,

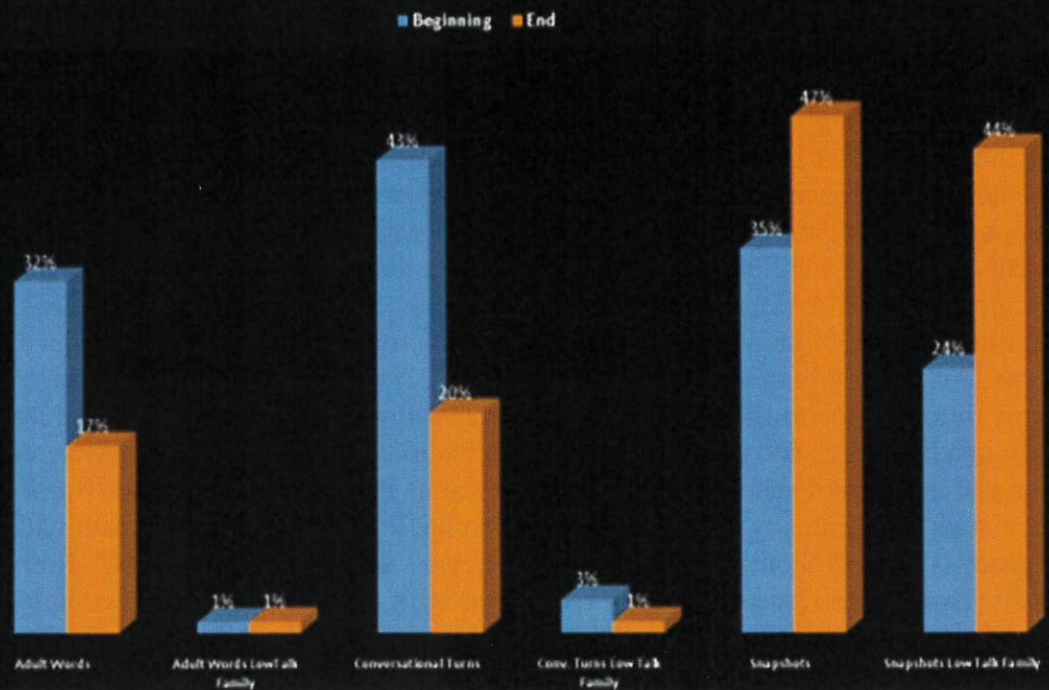


families started around the 40th percentile for Adult Words spoken to their children and ended around the 70th percentile while participating in the LENA Start program. In terms of the parent's reports of their children's language ability, the children started around the 20th percentile and progressed to the 50th percentile by the end of sessions. This could be attributed to positive change in many of the domains that are important for positive child development and a big boost in child-directed speech because of the Lena Start class. Another percentage that increased greatly from pre-post was awareness of child development, which is a goal of Crittenton Center's Resource Center.

Community Action Agency of Siouxland - Early Head Start program began LENA Home in the Spring of 2019. An overall goal for the Head Start and Early Head Start program has been to increase the literacy skills of children. LENA Home has a coaching guide for home visitors to follow when working with the family in the home. The coaching guide provides a step-by-step approach along with videos and parent resources to support the facilitation of language development within the home. In addition, the program provided participants with a children's book for each week they participated. Eleven families were able to complete the program, 13 LENA Home lessons and a minimum of 6 valid recordings. The aggregated data shows all families had a 13% gain from the initial recording to their final recording and a 4% increase in conversational turns. For lower talk families, the data reflects a 21% gain for adult words and a 13% gain in conversational turns from the first to final recording. Children with an identified or suspected language delay showed a 32% gain in adult words and a 10% gain for conversational turns. This group partnered with Iowa State Extension to assist in the pilot year (SFY2019) for Lena Start in the Resource Center/Home Visitation program within the Crittenton Center as well as Lena Home in the Early Head Start Program within Community Action Agency (CAA) of Siouxland in Sioux City. CAA's second cohort of LENA Home finalized in March 2020. There were 12 participants in this cohort with 184 valid recordings completed. The aggregated data is showing adult words increased by 19% for all families and by 23% for lower talk families. The amount of adult child conversational turns increased by 7% for all families and by 9% for lower talk families. Developmental snapshot reports show a 20% growth for all children and a 6% growth for lower talk children. The home visitors and their supervisor meet throughout the completion of this cohort to focus on LENA coaching guides, to evaluate data and graphs, and discuss successes and challenges. Early Head Start completed one virtual cohort for LENA Home with 4 families completing in FY2021. The data showed significant increase in adult words with a 41% increase between the first and final LENA day and an increase in the child's snapshot data by 5%. Daily reading minutes increased by 45 minutes per day by the end of the cohort. In a survey of LENA Home participants, 100% of participants agreed that the LENA Home reports encouraged them to talk more to their child and that LENA Home made them recognize that conversational turns affect their child's language development. Currently, Early Head Start is gearing up to start the Fall Cohort in FY2022. This is SFY2022 LENA Home Data that was collected.

## LENA Home

- Data indicates children's language development has improved.
- 88% of families reported an increase in the amount of time spent reading to their child.
- Snapshot shows substantial growth from beginning to end of enrollment.
- Individual review shows that families engagement decreases after recording #6.



Feedback for Crittenton Resource Center (CRC) Lena Start group from all of the families and the Family Support Workers was very positive. The Family Support Workers kept in contact with the majority of families, and they are still utilizing what they learned from the course regarding the importance of reading to their children, talking to them more, and less screen time. From the data, we learned the results were better when the children were older than newborn age. Even though reading and talking to newborns is important, they don't respond back "number of turns" because they do not yet coo or make other sounds in response to parents engaging them that can be tracked by the device. Older babies and toddlers responded back more frequently. CRC had another LENA Start group scheduled to begin in March of 2020 but due to Covid-19, the class was rescheduled for later in the fiscal year, or possibly pushed into FY2021, but funding cuts inevitably shut the program down completely. This is very unfortunate as the class was going to be taught in Spanish (by CRC's Spanish speaking Family Support Worker). CRC had 10 families register right away and additional families already on a waiting list. All families who registered were willing to wait for the class to be held in the future. CRC had already ordered books and some of the toys for the families that go along with each class. The data chart is available upon request. Here is the data for SFY2022. Crittenton Center's Resource Center offered a 10-week LENA Start program to 8 participating families in SFY2022. The ages of children participating in the program ranged from 9 months to 34 months old. LENA Start is an evidence-based program designed to engage families and help them learn how to increase conversation with their children during the first few years of life. Conversational turns have been proven to be a key factor in early brain development. During the 10-week class, participants used a recording device to record a "LENA day"; the recorder was placed on a vest that the child wore for an entire day. After the second recording, LENA generated a report that showed daily adult words, daily conversational turns, and daily electronic/TV sound. The goal of the report is to show parents how much they are talking to children, compare to how much they believe they are talking to them. For most of the participants, it was shocking to see a report that showed how

much less they talk to the child than expected and the electronic time was higher than expected as well. During the first couple of weeks, there was an improvement in all areas of the report. During the middle part of the sessions, half of the participants did not improve, and had one participant that decreased conversational turn. This Family Support Worker encouraged all families to increase reading time to help increase conversational turns and decrease electronic time; free books were provided at every session. One participant shared with this FSW that her husband was uncomfortable with his son wearing the vest so he would take it off when he got home; the reason for the scores lowering. This worker provided the participant with the introductory video shared with participants during orientation as a way to help her husband understand how the LENA recording works. This worker also offered to discuss with her husband whatever concerns he had about LENA. The next week, this participant shared with the group that her husband felt more comfortable after reviewing the video and her son was able to have a full "LENA day". This participant's child went from being a 37 percentile to an 86 percentile by the end of the 10 weeks. There was another participant that discussed how she has learned to read and converse with her 9-month-old baby. This participant shared that she has many nieces and nephews, and no one has ever talked to them as much as she has talked to her baby. This participant mentioned that her cultural background almost discourages talking to babies because "they don't know any better". This participant went from a 49 percentile on her second and third recording to a 99 percentile on her 9<sup>th</sup> recording; participants were encouraged to have at least 6 valid recordings. As a group, families increased turns 62% and all 8 participating families graduated successfully from the LENA Start program! The Early Learning Environments group will continue to search for the funding to add the LENA Grow program to our community. Prior to Covid-19 our initiative was on track to have all three programs (LENA Start, LENA Home, and LENA Grow) running simultaneously - making Siouxland only the second community in the country to do so with Nashville Tennessee being the first and only. In expanding LENA Home, the MIEHV home visitation programs have partnered with Early Head Start to provide the program to MIECHV funded participants as well and those cohorts continue.

The group added, at least one, permanent StoryWalk (two are to be completed in FY2021) and a Mobile Story walk (completed in FY2020) to their action plan. To date, there are now two locations where permanent StoryWalks have been added. One is at the Dorothy Pecaut Nature Center and the other is located along the river trail in South Sioux City with plans to run along the Missouri River on the Iowa side. Growing Community Connections (GCC), and Rotary Club of Sioux City are sponsoring those two permanent StoryWalk's along the river. The Early Learning Environments group has completed work on a Legal Toolkit (similar to the Medical Toolkit) to provide to those in the legal profession who work with families of young children. The legal toolkit was to be made accessible to judges, attorneys, clerk of courts, and all those working in the juvenile justice system. The team did have a class scheduled to offer Continuing Legal Education (CLEs) credit to those who attend but due to staffing changes in FY2022 the training had to be postponed and the date has yet to be set but will take place in SFY2023.

Early Literacy (co-facilitated by Matt Ohman) The Early Literacy group created book-rich environments in public agencies where children and families gather. Now in its fourth year, the committee has placed 24 bookshelves out into the community at businesses, doctor's offices, schools, non-profit organizations and public service agencies. The initial 7 bookshelves were built and donated by the Homebuilder's Association, and the majority of the rest were built and donated by the Carpenter's Union, with a few shelves built by students at the Boys and Girls Club of Siouxland. The Carpenter's Union also expanded the shelf type by building and installing three outdoor bookshelves in 2021. Children's books were donated by a business, D2 Worldwide, that does an annual Books for Budding Brains book drive.

Children and families visiting agencies with bookshelves are able to read together in the lobby, and families can take the books home with them to keep after the visit is over. Additionally, three 12-minute videos developed by the Sioux City Community School District have been shared with agencies to help staff talk to families about the importance of reading during visits. In some lobbies, the videos may play on a loop. D2



continues to supply books through their book drive (nearly 5,000 collected in 2019) and even delivers books to replenish shelves. Additionally, a mobile "bookshelf" (wagon) was purchased with donations, and is taken out to community events, including health fairs, free school breakfast and lunch sites, and summer program sites. Students attending Sioux City Community School District's Career Academy's graphic design class furnished 0-3 posters and stickers to be placed on and near the bookshelves to further promote literacy and family engagement. In early 2022, SHIP (via Siouxland Community Foundation) was awarded a grant from the Grade Level Reading initiative to go towards this project - \$500 was used to purchase brand new children's books to be distributed via the shelves, and \$1,000 was donated to the Carpenter's Union for materials and supplies for building additional bookshelves in 2022.

Health Action Team (Convened by Siouxland District Health Department's Health Promotions and Planning Coordinator Michelle Lewis and facilitated by Michelle) The Health and Medical Connections group is working with medical providers and encouraging them to promote literacy by participating in the Reading Prescription Program. Five different physicians' offices continue to participate in the Reading Prescription program. Practitioners provide a physical prescription that requests parents and care givers read to their children 15 minutes, twice daily, along with a free age-appropriate book and literacy education, during well child exams. The focus of year two includes working with prenatal programs, OBGYN offices and a birthing hospital. One prenatal program (Centering on Pregnancy) held at the Federally Qualified Health Center now incorporates a session on the importance of literacy within their curriculum. Participants in the program receive a free book at the completion of that day's session. One OBGYN office is very interested in the program and is in the process of ordering books to be given to their patients. One birthing hospital is also participating in sharing information of early childhood literacy. All new moms had been receiving a registration form for the Dolly Parton Imagination Library, but due to capacity with the program have now had to stop. The hospital is currently looking into the process of providing a new book to each baby. Books supplied to the physician offices and prenatal program are available at the Siouxland District Health Department's Book Depot. These books are donated books from a book drive held in partnership with D2 of North Sioux City, SD and the United Way of Siouxland. There are currently 6,000 books available at the Depot. *Due to Covid-19 meetings were convened virtually in FY202. These are the providers that are still partnering with the initiative and providing the reading materials including the reading prescriptions to their patients;* UnityPoint Sunnybrook Clinic, UnityPoint Sergeant Bluff Clinic, UnityPoint Health – St. Luke's Hospital, Family Medicine Center, Siouxland Community Health Center, MeryOne Clinic, Women's Healthcare of Siouxland, and Siouxland District Health Department Immunization Clinic

Media and Outreach (Convened and facilitated by the Comprehensive Strategy Council including SHIP's Matt Ohman, and Kerri Hall) The Media and Outreach group hired Bass Advertising to create an identity for the campaign: 0 – 3 Prime Age to Engage. SHIP has worked closely with Chatterkick, a social media and marketing firm, to create a website that contains the links that parents, caregivers, and providers can utilize for all their early literacy needs. Thanks to a focus grant awarded by United way of Siouxland, billboards were displayed in five locations around Siouxland, and radio spots began in August 2018 on KISS, KQNU and KSUX. The three stations were chosen because they have the greatest reach with women between the ages of 18 and 34. The radio spots are 60 seconds long. The stations have each matched the paid spots to double the coverage. The campaign officially launched with a press conference on July 30, 2018 and is currently in year two. Two billboards are still in their original locations in neighborhoods that house the most at-risk youth and the other billboards rotate when there is a slot vacancy. The radio spots are now on the public service announcement rotation. A press release was held in March of 2019 to unveil the 0-3 Prime Age

to Engage posters that were created by the Sioux City Community School District's Career Academy. The mobile bookshelf was also unveiled at the press release. Even though this group has not convened since the Covid pandemic, word of mouth has been our best advertising tool so far and there are still two permanent Billboards in place in Sioux City in the most at-risk neighborhoods (at no charge to the initiative)!

READY! for Kindergarten: (Convened and facilitated by the Sioux City Community School District's Director of Elementary Education Dr. Brian Burnight) The READY! for Kindergarten program delivers workshops and take-home student materials, to inspire and support parents while helping their young children develop strong brain connections to support success as students transition into Preschool and Kindergarten. Parents and caregivers attend a series of workshops each year, based on their child's age. They learn new skills and helpful tips to nurture development in ways that foster academic skills and personal behaviors to boost children's motivation, perseverance, and engagement in learning. READY! Facilitates interactions and active learning by using movement, play, exploration, communication and all of a child's senses - seeing, hearing, smelling, touching and tasting. The READY! for Kindergarten curriculum is designed around 26 Age Level Targets<sup>®</sup>, or measurable skills, that most highly correlate to success in school. The Sioux City Community School District has doubled participation of families in the program in the initial two years and had approximately 118 families from high-poverty schools participating in the 2021-22 school year

While each action team has their own individual focus, the overall common agenda is to improve literacy to narrow the achievement gap. There are many collaborations in the works that have not been referred to in this update as many details have not yet been finalized. The initiative is rapidly growing with new ideas coming in every day. All goals and objectives written into Action Plans are successfully completed by all Action Teams each year. All Action Teams will convene for The Annual Group meeting in January 2023.

Community Child Care Solutions: All indicators under Accessible, Affordable Quality Child Care - % of providers with QRS Level 3 or higher, % of regulated programs / providers, and % of average median income that parents pay for child care – SHIP's Matt Ohman, Kerri Hall, and JoAnn Gieselman, have partnered with the Iowa Woman's Foundation, and many other local agencies and businesses to become part of the Building Community Child Care Solutions initiative. SHIP's Executive Director and Early Childhood Iowa Director are the contractors for Ida County. Kerri facilitates and convenes the Businesses and Child Care/Child Care Entrepreneurs group while Matt convenes and facilitates the Before and After School Care group. Matt and Kerri both facilitated a business informational luncheon for 50 CEOs and Presidents of Woodbury County's largest employers. Since the meeting, solutions groups have been created and Matt and Kerri are in the same groups, Matt is with Before and After School Programming while Kerri and JoAnn (convener/facilitator) are with Businesses and Child Care/Entrepreneurs/2<sup>nd</sup> & 3<sup>rd</sup> Shift Child Care/College and Child Care. In Sioux City every time the Community Child Care Solutions team gets together it brings them closer to some great solutions. Together they are looking at ways to improve the availability and accessibility of quality, affordable childcare in our community. Teams were identified to work on solutions and now four of those teams have joined up to make up the Siouxland CCC Solutions group. They are comprised of: #1 Business and Child Care, #2 2nd and 3rd Shift Child Care, and #3 Child Care Entrepreneurs, and #4 College and Child Care. They have had many great discussions on the need for high quality child care in the area, the concern about having enough early Childhood staff to fill positions especially with the pay and benefits for those positions being so low and many other topics. They now know that businesses are open to ideas for supporting working families. There were so many great directions that could have been taken. Through guided facilitation three goals were determined for the year and considered at the heart of these solutions is the importance of partnering with businesses: The goals being developed include- A.) A presentation to share with businesses to increase awareness of the importance of high quality,

affordable childcare. B.) An elevator speech for all business to have when they meet with Legislators- there needs to be a consistent message C.) Establish Safety net spots at different child cares with businesses. One example; the business would pay for two, year-round slots at a child care and whenever they need a spot for their employee's child, they could call the child care and there would be a place for them. The child care would staff their facility as if the children were always there. In Ida County, another luncheon was held September 3, 2019 to determine next steps. The Iowa Women's Foundation launched CAREforce for our WORKforce campaign statewide chose Sioux City as one of six communities to highlight efforts as more targeted awareness. The ECI Director has been working very hard to distribute materials throughout the community after the Press Release in July. The distribution was challenging due to Covid-19 but all signs found a home and were displayed. *Due to Covid-19, these groups did not convene in FY2021 but have started to convene once again in FY2022*

All of these updates are ongoing and will continue to strengthen as they gain momentum in the community.

Describe how the board aligns their community plan with the ["We are ECI" Strategic Plan 2019-2022](#). Goals identified in the state plan include:

- **Infrastructure:** Promote a coordinated infrastructure to advance the early childhood system.
- **Communication:** Build public will for investing in young children and their families.
- **Workforce:** Transform the early childhood workforce through formal education, greater professionalism, increased skills and competence, and new approaches to implementing best practices.
- **Equitable Access:** Ensure that young children and families receive the services they need when they need them.



- **Quality:** Improve the quality of early childhood services for young children and their families across early care and education; health, mental health, and nutrition; and family support services.



Early Childhood Iowa Local Board Composition FY21-22

Name of Early Childhood Area:		SHIP (Iowa & Woodbury County)	
Number/Range of Board Members Required in Bylaws:	9-25	Total Number of Board Members that served during the year:	23
Number of Board Members (board size) on July 1, 2021:	23	Total # of hours board members spent at board meetings:	300


Instructions: List all members of the EC board during the fiscal year. List all current board members at the top of the table, followed by members that vacated board positions. If additional rows are needed, add above the "Total # Members possible for the meeting" row.

Name/Office	Gender (M/F)	Employer	Representation (throughout the fiscal year)	Term Information			Board Vacancies	Meeting Attendance (place an X in the box if the member was present)																						
				Date member joined the board	Term #	Date Term Ends		AUGUST	SEPTEMBER	OCTOBER	NOVEMBER	DECEMBER	JANUARY	February	March	April	May	Jun-22												
Suzanne Allen	F	American Indian Council	Citizen	9/1/2016	2	6/30/2022		Z	Z	Z	Z	Z	Z	Z	Z	Z														
Amy Bloch	F		Citizen		2	6/30/2022		Z	Z	Z	Z	Z	Z	Z	Z	Z														
Tom Bouska	M	Dept. of Human Services	Required Bylaws & ECI - Human Servs.	7/1/2010	2	6/30/2022		Z	Z	Z	Z	Z	Z	Z	Z	Z														
Dr. Kim Buryanek	F	Sioux City Comm Schools		4/19/2019	1	6/30/2022																								
Brenna Franken	F	NWAEA	Required Bylaws - Ida County	4/1/2016	2	6/30/2022		Z	Z	Z	Z	Z	Z	Z	Z	Z														
Dr. Paul Gausman	M	Sioux City Comm Schools	Required Education	7/1/2016	2	6/30/2022																								
James Gobell-TREASURER	M	Unity Point	Required ECI - Business	4/1/2016	2	6/30/2022		Z	Z	Z	Z	Z	Z	Z	Z	Z														
Tim Kacena	M		Elected Official	7/1/2018	2	6/30/2024																								
Leah Knapp	F		Citizen																											
Karen Mackey-VICE-CHAIR	F	Human Rights Comm	Citizen	7/1/2018	2	6/30/2024		Z	Z	Z	Z	Z	Z	Z	Z	Z														
Sheila Martin	F		Citizen	7/1/2018	2	6/30/2024		Z	Z	Z	Z	Z	Z	Z	Z	Z														
Mark Monson-CHAIR	M		Citizen	7/1/2015	2	6/30/2022		Z	Z	Z	Z	Z	Z	Z	Z	Z														
Rex Mueller	M	SC Police Dept	Citizen	7/1/2018	2	6/30/2024		Z	Z	Z	Z	Z	Z	Z	Z	Z														
Gary Niles	M	Juvenile Court Services	Required Bylaws - JCS	7/1/2009	2	6/30/2024		Z	Z	Z	Z	Z	Z	Z	Z	Z														
Matthew O'Kane	M		Elected Official																											
Allison Polley	F		Citizen	11/1/2018	2	6/30/2024		Z	Z	Z	Z	Z	Z	Z	Z	Z														
Keith Radig	M	Woodbury County Board of Supervisors	Required Bylaws-Elected Official	2/1/2017	2	6/30/2022																								
Jessica Ryan	F		Citizen	7/1/2021	1	6/30/2024																								
Russell Senstad	M	Redeemer Lutheran	Faith Community	12/1/2016	2	6/30/2022		Z	Z	Z	Z	Z	Z	Z	Z	Z														
Barbara Small	F		Citizen	7/1/2018	2	6/30/2024		Z	Z	Z	Z	Z	Z	Z	Z	Z														
Senator Jackie Smith	F		Elected Official	7/1/2021	1	6/30/2024		Z	Z	Z	Z	Z	Z	Z	Z	Z														
Alex Watters	M		Elected Official	3/1/2020	1	6/30/2022																								
Pastor Neil Wehmas	M	Required Bylaws-Ida County	Represents Ida County	7/1/2017	2	6/30/2023		Z	Z	Z	Z	Z	Z	Z	Z	Z														
Total # Members possible for the meeting																														
Total # Members attending meeting																														
% Members attending meeting																														
Quorum Met - Enter Y (yes) or N (no)																														
23 total members																														
11-F																														
12-M																														
P=Phone																														
EV= Electronic Vote																														
Z=Present via ZOOM																														

NO meeting in July, December 2021 and April 2022







## Status Report

### 414007-Ida/Woodbury SFY2022

#### Early Childhood Iowa

**Award Year:** 2022 **Status:** Submitted  
**Contract Number:** 414007  
**Status Report Number:** 02  
**Submitted By:** Kerri Ann Hall  
**Submitted Date:** 09/12/2022  
**Status Report Type:** Annual Report  
**Title:**  
**Report Period:** 07/01/2021 06/30/2022  
From Date To Date

### Primary Contact and Organization

#### Primary Contact

**AnA User Id:** KAHALL@IOWAID  
**First Name\*:** Kerri Ann Hall  
First Name Middle Name Last Name  
**Title:**  
**Email\*:** khall@siouxlandship.org  
**Address\*:** 2540 Glenn Ave  
  
**City\*:** Sioux City Iowa 51106-2768  
City State/Province Postal Code/Zip  
**Phone\*:** 712-222-6394  
Phone Ext.  
**Program Area of Interest\*:** Early Childhood Iowa  
**Fax:** 712-222-6216

#### Organization Information

**Organization Name\*:** Siouxland Human Investment Partnership  
**Organization Type\*:** County Government  
**DUNS:** 02-625-8553  
**Unique Entity Identifier (UEI):**  
**Organization Website:** www.siouxlandship.org  
**Address:** 2540 Glenn Ave  
  
**City:** Sioux City Iowa 51106-2768  
City State/Province Postal Code/Zip  
**Phone:** 712-251-6553  
Ext.  
**Fax:** 712-222-6216

### Board and Contact Information

#### Area and Counties Served

**Name of Early Childhood Area:** Siouxland Human Investment Partnership

**Website:** www.siouxlandship.org

**Counties in ECIA:** Ida, Woodbury

**Current Board Chairperson**

**Current Board Chairperson Name:** Karen Macky

**Board Chairperson Address:** 2540 Glenn Avenue

**Board Chairperson City:** Sioux City

**Board Chairperson State:** Iowa

**Board Chairperson Zipcode:** 51106

**Board Chairperson Phone:**

**Board Chairperson E-mail:** kmackey@sioux-city.org

**Current Fiscal Agent**

**Current Fiscal Agent Name:** SHIP

**Fiscal Agent Address:** 2540 Glenn Avenue

**Fiscal Agent City:** Sioux City

**Fiscal Agent State:** Iowa

**Fiscal Agent Zipcode:** 51106

**Fiscal Agent E-mail:** kkeane@siouxlandship.org

**Contact Person for the Local ECI Board**

**Contact Person Name (ECIA Director):** Kerri Hall

**Contact Address:** 2540 Glenn Avenue

**Contact City:** Sioux City

**Contact State:** Iowa

**Contact Zipcode:** 51106

**Contact Phone:** 712-574-2793

**Contact E-mail:** khall@siouxlandship.org

*Click here to download the Board Matrix template.*

**Board Matrix Attachment\*** SHIP Board Matrix FY 21-22.xlsx

*Click here to download the Community Plan Updates template.*

**Community Plan Updates\*** Community\_Plan\_Updates\_SF22 1.docx

*Click here to download the Executive Summary template.*

**Executive Summary Attachment** SHIP Executive Summary FY2022 Final.docx

## **Car Seat - Direct Service**

---

**Name of Program or Service**

*List the name of each contractor funded.*

**Contractor**

**Description**

Link to Which Comm. Plan  
Priority or Priorities

**How much was invested (Input measures)**

---

Source		
	Early Childhood Program	\$0.00
	Early Childhood Admin	\$0.00
	School Ready-Quality	\$0.00
	School Ready-Other/Undesignated	\$0.00
	School Ready-Admin	\$0.00
	Total	\$0.00

**Optional: Other Funding Expended and Source**

---

Source	Amount
	\$0.00

**Total Funding**

---

Total \$0.00

**How much was done or produced (Output Measures)**

---

Output Measures	# done or produced
Prenatal	
Children 0 to 1 Year	
Children 1 to 2 Years	
Children 2 to 3 Years	
Children 3 to 4 Years	
Children 4 to 5 Years	
Children 5 to 6 Years	
Total	0

**How much was done or produced? (Output Measures)**

---

Number of Car Seats Checked # Seats Checked

**How well did we do it (Quality/Efficiency Measures)**

---

Cost per Child for the service \$0.00 0 \$0.00

Total Cost

# of Children

**What Was the Change in Conditions for Those We Served (Outcome Measures)**

---

<b>% of car seats that were not installed properly and corrected</b>	0	0%
# Achieved	# of Car Seats Checked	

**Crisis/Emergency Care - Direct Services**

---

<b>Name of Program or Service</b>	Little Inspirations CC; West High Infant Center
<i>List the name of each contractor funded.</i>	
<b>Contractor</b>	Rosecrance Jackson Recovery Centers; Crittenton Center
<b>Description</b>	Provide a quality on-site child care center for children ages 0-5 while there mothers are participating in educational or substance abuse treatment programming and living in transitional housing; serving infants 0-24 months at an on site child care center at West High School for parents seeking to continue their high school education.
<b>Link to Which Comm. Plan Priority or Priorities</b>	Accessible, Affordable Quality Child Care & Healthy Children

**How much was invested (Input measures)**

---

Source		
	Early Childhood Program	\$106,069.90
	Early Childhood Admin	\$0.00
	School Ready-Quality	\$0.00
	School Ready-Other/Undesignated	\$0.00
	School Ready-Admin	\$0.00
	Total	\$106,069.90

**Optional: Other Funding Expended and Source**

---

Source	Amount
private pay, state block grant, Dept of Ed, Childcare Assistance/CACFP, Iowa Childcare Stabilization Program, RJC supplemented operating funds	\$389,407.00
	\$389,407.00

**Total Funding**

---

Total	\$495,476.90
-------	--------------

**How much was done or produced (Output measures)**

---



**Output Measures****# done or produced**

Prenatal	
Children 0 to 1 Year	21
Children 1 to 2 Years	29
Children 2 to 3 Years	17
Children 3 to 4 Years	5
Children 4 to 5 Years	4
Children 5 to 6 Years	4
Total	80

***How much was done or produced (Output measures)***

---

Total # Families Served          66

***Marital Status - Head of Household (Output measures)***

---

Married                                  17  
 Single                                    36  
 Partnered                                2  
 Separated                                2  
 Divorced                                 3  
 Widowed                                 1

***Household Size (Output measures)***

---

2 People                                 37  
 3 People                                 16  
 4 People                                 7  
 5 People                                 6  
 6 People  
 7 or More People

***Federal Poverty Level (Output Measures)***

---

125% or lower FPL                    50  
 126 - 185% FPL                       16  
 186 - 200% FPL                        1  
 201% and higher FPL                 5

### ***Education Level of Head of Household (Output Measures)***

---

Middle School or Lower	1
Some High School	14
GED or High School Diploma	25
Trade or Vocational Training	6
Some College	
2-Year College Degree	6
4-Year College Degree	14
Master's Degree or Higher	

### ***Race of Child (Output Measures)***

---

White	39
Black or African American	12
Asian	1
American Indian or Alaskan Native	12
Native Hawaiian or other Pacific Islander	
Multiracial	2

### ***Ethnicity - Hispanic/Latino (Output Measure)***

---

Hispanic/Latino	11
-----------------	----

### ***How much was done or produced (Output measures)***

---

Number of programs that received funding for crisis/emergency care	2
--	---

### ***Programs Meeting Quality Initiatives (Output Measures)***

---

NAEYC Accredited	1
NAFCC Accredited	
Head Start Performance Standards	
IQPPS	
QRS Level 3	

QRS Level 4	1
QRS Level 5	1
IQ4K - Level 1	
IQ4K - Level 2	
IQ4K - Level 3	
IQ4K - Level 4	
IQ4K - Level 5	

### How well did we do it (Quality/Efficiency Measures)

---

Cost per Child for the service	\$495,476.90	80	\$6,193.46
	Total Cost	# of Children	
% of programs with a rating of 3 or higher in QRS system or an IQ4K rating	2	2	100.0%
	# Achieved	# Possible	

### What Was the Change in Conditions for Those We Served (Outcome Measures)

---

% of families that report decreased stress	52	66	78.79%
	# Achieved	# Possible	
% of families that are connected to additional concrete supports	32	66	48.48%
	# Achieved	# Possible	
% of families that participate in parent education opportunities	44	66	66.67%
	# Achieved	# Possible	

### Dental - Direct Services

---

Name of Program or Service	Oral Health Program
<i>List the name of each contractor funded.</i>	
Contractor	Siouxland District Health Department
Description	Dental Screenings, fluoride applications and dental education for children.
Link to Which Comm. Plan Priority or Priorities	Healthy Children

### How much was invested (Input measures)

---

Source	School Ready-Quality	\$0.00
	School Ready-Other/Undesignated	\$64,464.02

**Optional: Other Funding Expended and Source**

Source	Amount
Medicaid Revenue from MCAH Grant	\$40,954.04
	\$40,954.04

**Total Funding**

Total \$105,418.06

**How much was done or produced (Output measures)**

Output Measures	# done or produced
Prenatal	
Children 0 to 1 Year	78
Children 1 to 2 Years	110
Children 2 to 3 Years	102
Children 3 to 4 Years	111
Children 4 to 5 Years	246
Children 5 to 6 Years	180
Total	827

**How well did we do it (Quality/Efficiency Measures)**

Children Screened for caries	827	827	100.0%
	# Achieved	# Possible	
Of those children screened, % referred for follow up services/treatment	186	827	22.49%
	# Achieved	# Possible	
Cost per Child for the service	\$105,418.06	827	\$127.47
	Total Cost	# of Children	Cost per Child

**What Was the Change in Conditions for Those We Served (Outcome Measures)**

% of children referred for dental treatment that went to a dentist	65	186	34.95%
	# Achieved	# Possible	
% of children that are cavity free	641	827	77.51%
	# Achieved	# Possible	



## Early Care & Education Scholarships - Direct Services

---

**Name of Program or Service**      **Preschool Scholarships**

List the name of each contractor funded.

**Contractor**      Apple Tree Morningside; Apple Tree North; BB's Preschool and Child Care; Building Blocks North; Building Blocks Sgt. Bluff; Calico Kids Preschool; Mary Elizabeth Child Care and Preschool; Mary J. Treglia Community House Preschool; Native American Child Care Center; Stella Sandford Preschool; St. Paul's Lutheran Church - Wee Wisdom Preschool; St. Paul's - Sioux City

**Description**      Preschool - Scholarship assistance to low income families (200% of poverty guidelines and below)

**Link to Which Comm. Plan Priority or Priorities**      Quality Child Care and Quality Preschool

## How much was invested (Input measures)

---

Source		
	Early Childhood Program	\$0.00
	Early Childhood Admin	\$0.00
	School Ready-Quality	\$0.00
	School Ready-Other/Undesignated	\$56,048.92
	School Ready-Admin	\$0.00
	<b>Total</b>	<b>\$56,048.92</b>

## Optional: Other Funding Expended and Source

---

Source	Amount
Private Pay, United Way, Parent Co-pay, Donations, Private Funds, Child Care Stabilization Grant	\$41,145.71
	<b>\$41,145.71</b>

## Total Funding

---

**Total**      \$97,194.63

## How much was done or produced (Output measures)

---

Output Measures	# done or produced
Prenatal	
Children 0 to 1 Year	
Children 1 to 2 Years	
Children 2 to 3 Years	2
Children 3 to 4 Years	15
Children 4 to 5 Years	11

Children 5 to 6 Years  
Total

3  
31

### ***Marital Status - Head of Household (Output Measures)***

---

Married	11
Single	13
Partnered	3
Separated	1
Divorced	2
Widowed	

### ***Household Size (Output Measures)***

---

2 People	4
3 People	13
4 People	5
5 People	4
6 People	1
7 or More People	3

### ***Federal Poverty Level (Output Measures)***

---

125% or lower FPL	17
126 - 185% FPL	7
186 - 200% FPL	3
201% - or higher FPL	3

### ***Educational Level of Head of Household (Output Measures)***

---

Middle School or Lower	4
Some High School	1
GED or High School Diploma	14
Trade or Vocational Training	5
Some College	1
2-Year College Degree	2
4-Year College Degree	3
Master's Degree or Higher	

### ***Race of Child (Output Measures)***

---

White	18
Black or African American	6
Asian	
Native American or Alaskan Native	4
Native Hawaiian or Pacific Islander	1
Multiracial	1

### ***Ethnicity - Hispanic/Latino (Output Measure)***

---

Hispanic/Latino	9
-----------------	---

### ***How much was done or produced (Output Measures)***

---

Number of programs that received funding for a scholarship	8
--	---

### ***Programs Meeting Quality Initiatives (Output Measures)***

---

NAEYC Accredited	
NAFCC Accredited	
Head Start	
IQPPS	2
QRS Level 3	
QRS Level 4	5
QRS Level 5	7
IQ4K - Level 1	
IQ4K - Level 2	
IQ4K - Level 3	
IQ4K - Level 4	
IQ4K - Level 5	

### ***Education Level of Lead Teacher (Output Measures)***

---

**GED**

High School Diploma 3

**CDA**

AA in Early Childhood or Child Development 5

AA in Related Field 1

BA/BS in Early Childhood or Child Development 4

BA/BS in a Related Field

Holds a Teaching License with an Early Childhood Endorsement, 100, 103, or 106 1

Post Graduate Degree 1

**How well did we do it (Quality/Efficiency Measures)**

---

<b>% of Children Screened with ASQ-3</b>	30	31	96.77%
# Achieved			
<b>% of Children Screened with ASQ:SE</b>	0	31	0%
# Achieved			
<b>Of those Children Screened with ASQ-3, % referred for follow up services/treatment</b>	3	30	10.0%
# Achieved			
<b>Of those Children Screened with ASQ:SE, % referred for follow up services/treatment</b>		0	0%
# Achieved			
<b>Cost per Child for the service</b>	\$97,194.63	31	\$3,135.31
Total Cost		# of Children	Cost per child
<b>% of Programs with a Rating of 3 or higher in the QRS System or an IQ4K Rating</b>	12	8	150.0%
# Achieved		# Possible	

**What Was the Change in Conditions for Those We Served (Outcome Measures)**

---

<b>% of children demonstrating age appropriate skills as assessed by the ASQ-3</b>	21	30	70.0%
# Achieved		# Possible	
<b>% of children demonstrating age appropriate skills as assessed by the ASQ:SE</b>		0	0%
# Achieved		# Possible	

**Early Care & Education Supportive Services - Direct Services**

---

Name of Program or Service      Preschool Programs

List the name of each contractor funded.



<b>Contractor</b>	Mary J. Treglia Community House; Mid-Sioux Opportunity; Native American Child Care 2-Y/O Classroom; Stella Child Development Center Extended Access
<b>Description</b>	Educating and empowering preschool children, staff, and programs providing quality education in unique environments to underserved populations (ESL, immigrants/refugees, Native Americans, and at risk families of children 0-5) in Ida and Woodbury Counties.
<b>Link to Which Comm. Plan Priority or Priorities</b>	Quality Preschool / Healthy Children

**How much was invested (Input measures)**

---

<b>Source</b>		
	Early Childhood Program	\$76,518.73
	Early Childhood Admin	\$0.00
	School Ready-Quality	\$0.00
	School Ready-Other/Undesignated	\$99,899.17
	School Ready-Admin	\$0.00
	Total	\$176,417.90

**Optional: Other Funding Expended and Source**

---

<b>Source</b>	<b>Amount</b>
Head Start; United Way; Parent Tuition, DHS Stipend, Scholarship Assistance, Preschool Initiative, Sioux City Community School District, State Block Grant, Department of Ed	\$826,591.04
	\$826,591.04

**Total Funding**

---

**Total**                      \$1,003,008.94

**How much was done or produced (Output measures)**

---

<b>Output Measures</b>	<b># done or produced</b>
Prenatal	
Children 0 to 1 Year	
Children 1 to 2 Years	
Children 2 to 3 Years	12
Children 3 to 4 Years	20
Children 4 to 5 Years	20
Children 5 to 6 Years	16
Total	68

**How much was done or produced (Output Measures)**

---

**# of Programs**                      4

## Programs Meeting Quality Initiatives (Output Measures)

---

NAEYC Accredited	1
NAFCC Accredited	
Head Start	
IQPPS	
QRS Level 3	
QRS Level 4	4
QRS Level 5	
IQ4K - Level 1	
IQ4K - Level 2	
IQ4K - Level 3	
IQ4K - Level 4	
IQ4K - Level 5	

## How well did we do it (Quality/Efficiency Measures)

---

% of Children Screened with ASQ-3	206	68	302.94%
	# Achieved	# Possible	
% of Children Screened with ASQ:SE		68	0%
	# Achieved	# Possible	
Of those Children Screened with ASQ-3, % referred for follow up services/treatment	11	206	5.34%
	# Achieved	# Possible	
Of those Children Screened with ASQ:SE, % referred for follow up services/treatment		0	0%
	# Achieved	# Possible	
Cost per Child for the service	\$1,003,008.94	68	\$14,750.13
	Total Cost	# of Children	Cost per child
% of Programs with a Rating of 3 or higher in QRS System or an IQ4K Rating	4	4	100.0%
	# Achieved	# Possible	

## What Was the Change in Conditions for Those We Served (Outcome Measures)

---

% of children demonstrating age appropriate skills as assessed by the ASQ-3	182	206	88.35%
	# Achieved	# Possible	
% of children demonstrating age appropriate skills as assessed by the ASQ:SE		0	0%
	# Achieved	# Possible	

**Health Prevention - Direct Service**

---

**Name of Program or Service**

List the name of each contractor funded.

**Contractor**

**Description**

**Link to Which Comm. Plan  
Priority or Priorities**

**How much was invested (Input measures)**

---

**Source**

School Ready-Quality	\$0.00
School Ready-Other/Undesignated	\$0.00
School Ready-Admin	\$0.00
Total	\$0.00

**Optional: Other Funding Expended and Source**

---

**Source**

**Amount**  
\$0.00

**Total Funding**

---

Total \$0.00

**How much was done or produced (Output measures)**

---

**Output Measures**

Prenatal	
Children 0 to 1 Year	
Children 1 to 2 Years	
Children 2 to 3 Years	
Children 3 to 4 Years	
Children 4 to 5 Years	
Children 5 to 6 Years	
Total	0

**How well did we do it (Quality/Efficiency Measures)**

---

<b>Children Screened for</b>			0	0%
	Type of Screening Completed		# Achieved	# Possible
<b>Of those Children Screened, % referred on for follow up services/treatment</b>			0	0%
	# Achieved		# Possible	
<b>Cost per Child for the service</b>	\$0.00	0	\$0.00	
	Total Cost	# of Children	Cost per child	

***What Was the Change in Conditions for Those We Served (Outcome Measures)***

---

<b>% of Children referred and received follow up services/treatment</b>			0	0%
	# Achieved		# Possible	

***Literacy - Direct Services***

---

**Name of Program or Service**

*List the name of each contractor funded.*

**Contractor**

**Description**

**Link to Which Comm. Plan Priority or Priorities**

***How much was invested (Input measures)***

---

**Source**

Early Childhood Program	\$0.00
Early Childhood Admin	\$0.00
School Ready-Quality	\$0.00
School Ready-Other/Undesignated	\$0.00
School Ready-Admin	\$0.00
Total	\$0.00

***Optional: Other Funding Expended and Source***

---

**Source**

**Amount**  
\$0.00

***Total Funding***

---

**Total** \$0.00

**How much was done or produced (Output measures)**

---

**Output Measures**

**# done or produced**

- Prenatal
- Children 0 to 1 Year
- Children 1 to 2 Years
- Children 2 to 3 Years
- Children 3 to 4 Years
- Children 4 to 5 Years
- Children 5 to 6 Years
- Total

0

**Output Measures**

---

Total # of Families Participating

**How well did we do it (Quality/Efficiency Measures)**

---

Cost per Child for the service

\$0.00

0

\$0.00

Total Cost

# of Children

Cost per child

**What Was the Change in Conditions for Those We Served (Outcome Measures)**

---

% of families that report an increase in reading to their child each day

# Achieved

0

# Possible

0%

% of families that report an increase in talking to their child about new words in stories

# Achieved

0

# Possible

0%

**Prenatal/Postnatal - Direct Services**

---

Name of Program or Service

List the name of each contractor funded.

Contractor

Description

Link to Which Comm. Plan Priority or Priorities

**How much was invested (Input measures)**

---



**Source**

School Ready-Quality	\$0.00
School Ready-Other/Undesignated	\$0.00
School Ready-Admin	\$0.00
<b>Total</b>	<b>\$0.00</b>

**Optional: Other Funding Expended and Source**

---

**Source**

**Amount**  
\$0.00

**Total Funding**

---

**Total** \$0.00

**How much was done or produced (Output measures)**

---

**Output Measures**

Prenatal	
Children 0 to 1 Year	
<b>Total</b>	<b>0</b>

**How much was done or produced (Output measures)**

---

**# of Mothers**

# Achieved

**# of Families**

# Achieved

**How well did we do it (Quality/Efficiency Measures)**

---

**Children Screened for**

0 0%

Type of Screening Completed

# Achieved

# Possible

**Of those Children Screened, % referred for follow up services/treatment**

0 0%

# Achieved

# Possible

**# of Mothers screened for postpartum depression**

0 0%

# Achieved

# Possible

**Of the Mothers screened for postpartum depression, % referred for follow up services/treatment**

0 0%

# Achieved

# Possible

Cost per Family

\$0.00

0

\$0.00

Total Cost

# of Families

Cost per family

### What Was the Change in Conditions for Those We Served (Outcome Measures)

---

% of Children referred and received follow up services/treatment

# Achieved

0

# Possible

0%

% of Mothers referred and received follow up services/treatment

# Achieved

0

# Possible

0%

### Transportation - Direct Services

---

Name of Program or Service

List the name of each contractor funded.

Contractor

Description

Link to Which Comm. Plan Priority or Priorities

### How much was invested (Input measures)

---

Source

Early Childhood Program	\$0.00
Early Childhood Admin	\$0.00
School Ready-Quality	\$0.00
School Ready-Other/Undesignated	\$0.00
School Ready-Admin	\$0.00
Total	\$0.00

### Optional: Other Funding Expended and Source

---

Source

Amount

\$0.00

### Total Funding

---

Total

\$0.00

### How much was done or produced (Output measures)

---

**Output Measures**

Children 2 to 3 Years	
Children 3 to 4 Years	
Children 4 to 5 Years	
Children 5 to 6 Years	
Total	0

***How much was done or produced (Output measures)***

---

# of days transportation provided                      # of Days

***How well did we do it (Quality/Efficiency Measures)***

---

Cost per Child for the service	\$0.00	0	\$0.00
	Total Cost	# of Children	Cost per child

***What Was the Change in Conditions for Those We Served (Outcome Measures)***

---

% of days that children attended preschool that were provided transportation		0	0%
	# Achieved	# Possible	

***Business Investment Program - Indirect Services***

---

**Name of Program or Service**  
*List the name of each contractor funded.*

**Contractor**

**Description**

**Link to Which Comm. Plan Priority or Priorities**

***How much was invested (Input measures)***

---

<b>Source</b>	Early Childhood Program	\$0.00
	Early Childhood Admin	\$0.00
	School Ready-Quality	\$0.00
	School Ready-Other/Undesignated	\$0.00
	School Ready-Admin	\$0.00
	Total	\$0.00

### ***Optional: Other Funding Expended and Source***

---

Source	Amount
	\$0.00

### ***Total Funding***

---

Total	\$0.00
-------	--------

### ***Businesses that Submitted an Application (Outputs Measures)***

---

Non-Registered

Non-Registered that become  
DHS Registered

DHS Registered

DHS Licensed

### ***Businesses Awarded a Grant (Outputs Measures)***

---

Non-Registered

Non-Registered that became  
DHS Registered

DHS Registered

DHS Licensed

### ***Businesses Participating in QRS or IQ4K (Output measures)***

---

QRS Level 1

QRS Level 2

QRS Level 3

QRS Level 4

QRS Level 5

IQ4K - Level 1

IQ4K - Level 2

IQ4K - Level 3

IQ4K - Level 4

IQ4K - Level 5

**Start-up Businesses (Output Measures)**

---

- Non-Registered
- Non-Registered that become  
DHS Registered
- DHS Registered
- DHS Licensed

**Expansion Businesses (Output Measures)**

---

- Non-Registered
- Non-Registered that become  
DHS Registered
- DHS Registered
- DHS Licensed

**Business Participating in Quality Improvement Activities (Output Measures)**

---

- Non-Registered
- Non-Registered that become  
DHS Registered
- DHS Registered
- DHS Licensed

**Applications Awarded a Grant (Quality/Efficiency Measures)**

---

% Non-Registered that received a grant	0	0	0%
	# Achieved	# Possible	
% Non-Registered to DHS Registered that received a grant	0	0	0%
	# Achieved	# Possible	
% of DHS Registered that received a grant	0	0	0%
	# Achieved	# Possible	
% of DHS Licensed that received a grant	0	0	0%
	# Achieved	# Possible	

**Businesses that Received at Least One Incentive (Quality/Efficiency Measures)**

---

Non-Registered	0	0%
----------------	---	----

	# Achieved	# Possible	
<b>Non-Registered to DHS Registered</b>		0	0%
	# Achieved	# Possible	
<b>DHS Registered</b>		0	0%
	# Achieved	# Possible	
<b>DHS Licensed</b>		0	0%
	# Achieved	# Possible	

**What Was the Change in Conditions for Those We Served (Outcome Measures)**

---

<b>Non-Registered that submitted a reimbursement claim</b>		0	0%
	# Achieved	# Possible	
<b>Non-Registered to DHS Registered that submitted a reimbursement claim</b>		0	0%
	# Achieved	# Possible	
<b>DHS Registered that submitted a reimbursement claim</b>		0	0%
	# Achieved	# Possible	
<b>DHS Licensed that submitted a claim</b>		0	0%
	# Achieved	# Possible	

**Child Care Nurse Consultant - Indirect Services**

---

<b>Name of Program or Service</b>	Child Care Nurse Consultant
<i>List the name of each contractor funded.</i>	
<b>Contractor</b>	Community Action Agency of Siouxland
<b>Description</b>	Provide a full time Child Care Nurse Consultant to Early Childhood providers in Ida and Woodbury Counties
<b>Link to Which Comm. Plan Priority or Priorities</b>	Healthy Children / Quality Child Care / Quality Preschool

**How much was invested (Input measures)**

---

<b>Source</b>		
	Early Childhood Program	\$83,888.14
	Early Childhood Admin	\$0.00
	School Ready-Quality	\$0.00
	School Ready-Other/Undesignated	\$0.00
	School Ready-Admin	\$0.00
	<b>Total</b>	<b>\$83,888.14</b>



**Optional: Other Funding Expended and Source**

---

Source	Amount
Siouxland District Health Department CCNC Supplement, Community Service Black Grants, Mid-Sioux Opportunities	\$19,164.18
	\$19,164.18

**Total Funding**

---

Total	\$103,052.32
-------	--------------

**Output Measures**

---

*The total number of visits the child care nurse consultant makes to early learning programs.*

# of visits by a nurse consultant	164
-----------------------------------	-----

**Programs Receiving CCNC Services (Output Measures)**

---

Child care homes (non-registered)	11
Child development homes (registered)	42
Child care centers and preschools (licensed)	62
DE license exempt programs	3

**Businesses Participating in QRS or IQ4K (Output measures)**

---

QRS Level 1	6
QRS Level 2	3
QRS Level 3	9
QRS Level 4	27
QRS Level 5	7
IQ4K - Level 1	
IQ4K - Level 2	
IQ4K - Level 3	
IQ4K - Level 4	
IQ4K - Level 5	

**Special Health Care Needs (Output Measures)**

---

Asthma	10	
Allergies (including anaphylaxis)	14	
Diabetes	2	
IEP/IFSP	2	
Seizures	4	
Other	5	2 ADHD, 1 Anxiety, 2 Autism

Identify type(s)

**How much was done or produced (Output Measures)**

---

# of technical assistance contacts	385
# of programs that improved health and safety conditions	115
# of HCCI DHS-approved trainings provided by the CCNC	3
# of participants attending HCCI DHS-approved trainings	27

**How well did we do it (Quality/Efficiency Measures)**

---

Cost per Program for the service	\$103,052.32	118	\$873.32
	Total Cost	# of Programs	
% of Programs with a Rating of 3 or higher in QRS System or an IQ4K Rating	43	118	36.44%
	# Achieved	# Possible	

**What Was the Change in Conditions for Those We Served (Outcome Measures)**

---

% of special health care needs with a special needs care plan in place	31	37	83.78%
	# Achieved	# Possible	
% of programs receiving CCNC services that improve health and safety conditions in their early learning environments	115	118	97.46%
	# Achieved	# Possible	
% of participants that report increased knowledge as a result of HCCI trainings	27	27	100.0%
	# Achieved	# Possible	

**Coordinated Intake - Indirect Service**

---

**Name of Program or Service**

List the name of each contractor funded.

**Contractor**

**Description**

**Link to Which Comm. Plan  
Priority or Priorities**

**How much was invested (Input measures)**

---

**Source**

School Ready-Quality	\$0.00
School Ready-Other/Undesignated	\$0.00
School Ready-Admin	\$0.00
Total	\$0.00

**Optional: Other Funding Expended and Source**

---

**Source**

**Amount**  
\$0.00

**Total Funding**

---

Total \$0.00

**Output Measures**

---

The total number of family intake requests processed.

**# of Family Intakes Processed**

**How well did we do it (Quality/Efficiency Measures)**

---

**% of families referred to a  
program or service**

# Achieved 0 # Possible 0%

**Cost per Intake**

\$0.00 0 \$0.00  
Total Cost # of Intakes Cost per Intake

**What Was the Change in Conditions for Those We Served (Outcome Measures)**

---

**% of families**

referral that enrolled in a family support program

# Achieved

0

# Possible

0%

Families referred that did not enroll in a family support program. List the reasons:

0	0	0%
# Achieved	# Possible	

**Infant & EC Mental Health Consultation**

---

Name of Program or Service

List the name of each contractor funded.

Contractor

Description

Link to Which Comm. Plan Priority or Priorities

**How much was invested (Input measures)**

---

Source

Early Childhood Program	\$0.00
Early Childhood Admin	\$0.00
School Ready-Quality	\$0.00
School Ready-Other/Undesignated	\$0.00
School Ready-Admin	\$0.00
Total	\$0.00

**Optional: Other Funding Expended and Source**

---

Source

Amount  
\$0.00

**Total Funding**

---

Total \$0.00

**How much was done or produced (Output Measures)**

---

Number of consultants providing infant and early childhood mental health consultation

Number of hours the

**consultants provided  
consultation services**

**Number of staff receiving  
services from the Infant and EC  
Mental Health Consultant**

**Number of individual case  
consultation sessions**

**Number of group consultation  
sessions**

**Number of staff training  
sessions**

**Number of parent or community  
training sessions**

**Number of referrals to mental  
health-related services**

***How well did we do it (Quality/Efficiency Measures)***

---

<p><b>% of staff that report that the consultant makes time for them when they have a question or concern</b></p>	<p># Achieved</p>	<p>0</p>	<p># Possible</p>	<p>0%</p>
<p><b>% of staff reporting that the consultant is knowledgeable about children's typical and atypical developmental progress</b></p>	<p># Achieved</p>	<p>0</p>	<p># Possible</p>	<p>0%</p>
<p><b>% of consultants endorsed (or in the process of becoming endorsed) in Iowa's Culturally Sensitive, Relationship-Focused Practice Promoting Infant Mental Health Endorsement</b></p>	<p># Achieved</p>	<p>0</p>	<p># Possible</p>	<p>0%</p>

***What Was the Change in Conditions for Those We Served (Outcome Measures)***

---

<p><b>% of staff reporting an increase in competency and self-confidence in addressing children's social and emotional development</b></p>	<p># Achieved</p>	<p>0</p>	<p># Possible</p>	<p>0%</p>
<p><b>% of staff reporting an increase in job satisfaction</b></p>	<p># Achieved</p>	<p>0</p>	<p># Possible</p>	<p>0%</p>
<p><b>% of staff reporting that the consultant works as a partner to help meet children's needs</b></p>	<p># Achieved</p>	<p>0</p>	<p># Possible</p>	<p>0%</p>
<p><b>% of staff retained in the program during the fiscal year</b></p>	<p># Achieved</p>	<p>0</p>	<p># Possible</p>	<p>0%</p>
<p><b>% reduction in behavior incident reports</b></p>	<p># Achieved During Fiscal Year</p>	<p>Yearly average number of behavioral incident reports reported for the past five years</p>		<p>0%</p>

**Mental Health Supports: EC-PBIS - Indirect Services**

---

**Name of Program or Service**

List the name of each contractor funded.

**Contractor**

**Description**

**Link to Which Comm. Plan  
Priority or Priorities**

**How much was invested (Input measures)**

---

**Source**

Early Childhood Program	\$0.00
Early Childhood Admin	\$0.00
School Ready-Quality	\$0.00
School Ready-Other/Undesignated	\$0.00
School Ready-Admin	\$0.00
Total	\$0.00

**Optional: Other Funding Expended and Source**

---

**Source**

**Amount**  
\$0.00

**Total Funding**

---

Total \$0.00

**How much was done or produced (Output Measures)**

---

Number of EC-PBIS-trained coaches

Number of hours of EC-PBIS coaching

Number of staff receiving EC-PBIS coaching

Number of programs

Number of behavioral incident reports

**How well did we do it (Quality/Efficiency Measures)**

---

<b>% of staff reporting that the coach makes time for them when they have a question or concern</b>	# Achieved	0	0%
	# Possible		
<b>% of staff reporting that the coach is knowledgeable about children's typical and atypical development progress</b>	# Achieved	0	0%
	# Possible		
<b>Cost per program</b>	<b>\$0.00</b>	<b>0</b>	<b>\$0.00</b>
	Total Cost	Number of Programs	Cost per program

**What Was the Change in Conditions for Those We Served (Outcome Measures)**

---

<b>% of staff reporting an increase in competency and self-confidence to support children with EC-PBIS supports/strategies</b>	# Achieved	0	0%
	# Possible		

**Professional Development: Conferences - Indirect Services**

---

- Name of Program or Service**
- List the name of each contractor funded.*
- Contractor**
- Description**
- Link to Which Comm. Plan Priority or Priorities**

**How much was invested (Input measures)**

---

<b>Source</b>		
	Early Childhood Program	\$0.00
	Early Childhood Admin	\$0.00
	School Ready-Quality	\$0.00
	School Ready-Other/Undesignated	\$0.00
	School Ready-Admin	\$0.00
	Total	\$0.00

**Optional: Other Funding Expended and Source**

---

<b>Source</b>	<b>Amount</b>
	\$0.00

**Total Funding**

---



**Total** \$0.00

**How much was done or produced (Output Measures)**

---

The total number of individuals that were funded to attend a conference(s). NOTE: This measure is required only if individuals were provided registration or stipends to attend. If funding was provided to generally sponsor the event, not per person funding, report zero for this measure.

**# of participants at the conference (if funded per person only)**

**# of conferences funded**

The total number of conferences funded, either with general funding or per person.

**How much was done or produced (Output Measures)**

---

Early Learning

Family Support

Special Needs

Health, Mental Health and Nutrition

**How well did we do it (Quality/Efficiency Measure)**

---

<b>Early Learning</b>	0	0	0%
	# Achieved	# Possible	
<b>Family Support</b>	0	0	0%
	# Achieved	# Possible	
<b>Special Needs</b>	0	0	0%
	# Achieved	# Possible	
<b>Health, Mental Health and Nutrition</b>	0	0	0%
	# Achieved	# Possible	

**Professional Development: Credit-bearing - Indirect Services**

---

**Name of Program or Service** Early Childhood Professional Scholarships

List the name of each contractor funded.

**Contractor** Western Iowa Tech Community College Foundation

**Description** Awarding of scholarships to make post-secondary education in Child Care Development more accessible to current providers, with the intent of increasing their educational attainment levels: the project will enhance the quality of early childhood programs in Ida and Woodbury Counties, which includes child care centers and in-home child care.

**Link to Which Comm. Plan Priority or Priorities** Quality Child Care / Quality Preschool

**How much was invested (Input measures)**

---

Source		Amount
	Early Childhood Program	\$1,000.00
	Early Childhood Admin	\$0.00
	School Ready-Quality	\$0.00
	School Ready-Other/Undesignated	\$0.00
	School Ready-Admin	\$0.00
	Total	\$1,000.00

**Optional: Other Funding Expended and Source**

---

Source	Amount
	\$0.00

**Total Funding**

---

Total \$1,000.00

**How much was done or produced (Output Measures)**

---

*The total number of individuals receiving academic credit.*

# of participants (unduplicated) 1

*The total number of courses attended for academic credit.*

# of courses attended for academic credit 3

**How much was done or produced (Output Measures)**

---

Early Learning 2

Family Support

Special Needs

Health, Mental Health and Nutrition 1

**How well did we do it (Quality/Efficiency Measure)**

---

Early Learning	2	3	66.67%
	# Achieved	# Possible	

<b>Family Support</b>	0	3	0%
	# Achieved	# Possible	
<b>Special Needs</b>	0	3	0%
	# Achieved	# Possible	
<b>Health, Mental Health and Nutrition</b>	1	3	33.33%
	# Achieved	# Possible	
<b>Cost per Participant</b>	\$1,000.00	1	\$1,000.00
	Total Cost	# of Participants	Cost per participant

**Professional Development: Training - Indirect Services**

---

**Name of Program or Service**

List the name of each contractor funded.

**Contractor**

**Description**

**Link to Which Comm. Plan  
Priority or Priorities**

**How much was invested (Input measures)**

---

**Source**

Early Childhood Program	\$0.00
Early Childhood Admin	\$0.00
School Ready-Quality	\$0.00
School Ready-Other/Undesignated	\$0.00
School Ready-Admin	\$0.00
Total	\$0.00

**Optional: Other Funding Expended and Source**

---

**Source**

**Amount**  
\$0.00

**Total Funding**

---

**Total** \$0.00

**How much was done or produced (Output Measures)**

---

The total number of trainings funded:

# of trainings

**How much was done or produced (Output Measures)**

---

Early Learning

Family Support

Special Needs

Health, Mental Health and Nutrition

**How well did we do it (Quality/Efficiency Measure)**

---

Early Learning	0	0	0%
	# Achieved	# Possible	
Family Support	0	0	0%
	# Achieved	# Possible	
Special Needs	0	0	0%
	# Achieved	# Possible	
Health, Mental Health and Nutrition	0	0	0%
	# Achieved	# Possible	
Cost per Training	\$0.00	0	\$0.00
	Total Cost	# of Trainings	Cost per training

**Public Awareness/Child Fairs - Indirect Services**

---

Name of Program or Service Kids Fest

List the name of each contractor funded.

Contractor SHIP

Description Annual Ida County Kids Fest took place in May 2022 - Event features health, safety, and informational booths from various agencies promoting services available to young children and families. Focus age group is 0-5.

Link to Which Comm. Plan Priority or Priorities Healthy Children

**How much was invested (Input measures)**

---

Source

Early Childhood Program	\$0.00
Early Childhood Admin	\$0.00

School Ready-Quality	\$0.00
School Ready-Other/Undesignated	\$635.00
School Ready-Admin	\$0.00
<b>Total</b>	<b>\$635.00</b>

**Optional: Other Funding Expended and Source**

---

<b>Source</b>	<b>Amount</b>
	\$0.00

**Total Funding**

---

<b>Total</b>	<b>\$635.00</b>
--------------	-----------------

**Output Measures**

---

*The total number of activities funded.*

<b># of activities</b>	<b>19</b>
------------------------	-----------

*The number of families that participated in the awareness activities or child fairs.*

<b># of families participating</b>	<b>11</b>
------------------------------------	-----------

*The number of people the public awareness activities are estimated to reach.*

<b># of estimated reach</b>	<b>44</b>
-----------------------------	-----------

**How well did we do it (Quality/Efficiency Measures)**

---

<b>Cost per Activity</b>	<b>\$635.00</b>	<b>19</b>	<b>\$33.42</b>
	<small>Total Cost</small>	<small># of Activities</small>	<small>Cost per activity</small>

**What Was the Change in Conditions for Those We Served (Outcome Measures)**

---

<b>% of families with an increased awareness of ECI and early childhood services available to their child</b>	<b>9</b>	<b>11</b>	<b>81.82%</b>
	<small># Achieved</small>	<small># Possible</small>	

**Quality Improvement for Early Learning - Indirect Services**

---

**Name of Program or Service**

*List the name of each contractor funded.*

**Contractor**

**Description**

**Link to Which Comm. Plan  
Priority or Priorities**

***How much was invested (Input measures)***

---

**Source**

Early Childhood Program	\$0.00
Early Childhood Admin	\$0.00
School Ready-Quality	\$0.00
School Ready-Other/Undesignated	\$0.00
School Ready-Admin	\$0.00
Total	\$0.00

***Optional: Other Funding Expended and Source***

---

**Source**

**Amount**  
\$0.00

***Total Funding***

---

Total \$0.00

***Output Measures***

---

Non-Registered

Non-Registered that became  
DHS Registered

DHS Registered

DHS Licensed

DE licensed exempt programs

Total Programs 0

***QRS Participation (Output Measures)***

---

NAEYC accredited

NAFCC accredited

Head Start Performance  
Measures

IQPPS

QRS Level 3

- QRS Level 4
- QRS Level 5
- IQ4K Level - 1
- IQ4K - Level 2
- IQ4K - Level 3
- IQ4K - Level 4
- IQ4K - Level 5

**How well did we do it (Quality/Efficiency Measures)**

---

% of programs rating a 3 or higher in the QRS system or an IQ4K rating	0 <small># Achieved</small>	0 <small># Possible</small>	0%
--	--------------------------------	--------------------------------	----

**What Was the Change in Conditions for Those We Served (Outcome Measures)**

---

% of programs that improve or maintain at the highest level their QRS or IQ4K rating	0 <small># Achieved</small>	0 <small># Possible</small>	0%
--	--------------------------------	--------------------------------	----

**Preschool Scholarship Coordination - Indirect Services**

---

**Name of Program or Service**      Scholarship Coordination

*List the name of each contractor funded.*

**Contractor**                              SHIP

**Description**                              Qualifying programs and families for eligibility for preschool scholarships.

**Link to Which Comm. Plan Priority or Priorities**      Quality Preschool

**How much was invested (Input measures)**

---

<b>Source</b>		
	Early Childhood Program	\$0.00
	Early Childhood Admin	\$0.00
	School Ready-Quality	\$0.00
	School Ready-Other/Undesignated	\$16,500.00
	School Ready-Admin	\$0.00
	Total	\$16,500.00

**Optional: Other Funding Expended and Source**

---



Source

Amount

\$0.00

**Total Funding**

---

Total \$16,500.00

**Output Measures**

---

*The total number of applications processed.*

# of scholarships processed 51

*The total number of programs with a scholarship awarded to a child attending the program.*

# of programs (unduplicated) 9

**Programs Meeting a Quality Initiative (Output Measures)**

---

NAEYC Accredited

NAFCC Accredited

Head Start Performance Standards

IQPPS 2

QRS Level 3

QRS Level 4 5

QRS Level 5 3

IQ4K - Level 1

IQ4K - Level 2

IQ4K - Level 3

IQ4K - Level 4

IQ4K - Level 5

**How well did we do it (Quality/Efficiency Measures)**

---

Cost per application	\$16,500.00	51	\$323.53
	Total Cost	# of applications	Cost per application
% of programs rating a 3 or higher in the QRS System or an IQ4K rating	8	9	88.89%
	# Achieved	# Possible	

**What Was the Change in Conditions for Those We Served (Outcome Measures)**

---

**Enter the total number of scholarships awarded.**

<b>% of scholarships awarded</b>	35	51	68.63%		
	# Achieved	# Possible			
<b>Children applying for a scholarship that did not receive it. List the reasons:</b>	Those denied were over income				
	Those that were still pending were missing information needed to process the application				
	16	51	31.37%		
	*some were awarded but left school before they their funds were used				
			# Achieved	# Possible	

**Technical Assistance: Consultation, Mentoring, Coaching - Indirect Services**

---

**Name of Program or Service**

List the name of each contractor funded.

**Contractor**

**Description**

**Link to Which Comm. Plan Priority or Priorities**

**How much was invested (Input measures)**

---

**Source**

Early Childhood Program	\$0.00
Early Childhood Admin	\$0.00
School Ready-Quality	\$0.00
School Ready-Other/Undesignated	\$0.00
School Ready-Admin	\$0.00
Total	\$0.00

**Optional: Other Funding Expended and Source**

---

**Source**

**Amount**

\$0.00

**Total Funding**

---

Total \$0.00

**Output Measures**

---

The total number of visits the consultant, mentor or coach makes to programs. (This may be a duplicate count.)

# of visits completed

**Programs Participating (Output Measures)**

---

Non-Registered

DHS Registered

DHS Licensed

DE licensed exempt programs

Total Programs 0

**How much was done or produced (Output measures)**

---

NAEYC Accredited

NAFCC Accredited

Head Start Performance Standards

IQPPS

QRS Level 3

QRS Level 4

QRS Level 5

IQ4K - Level 1

IQ4K - Level 2

IQ4K - Level 3

IQ4K - Level 4

IQ4K - Level 5

**How much was done or produced (Output measure)**

---

# of programs that jointly set goals with the consultant, mentor or coach

# of programs that set a goal

# Achieved

**How well did we do it (Quality/Efficiency Measures)**

---

Cost per Program

\$0.00

0

\$0.00

Total Cost

# of Programs

Cost per program

% of programs rating of 3 or higher in the QRS system or an IQ4K rating

0

0

0%

# Achieved

# Possible

**What Was the Change in Conditions for Those We Served (Outcome Measures)**

---

The total number of programs that met the goals that were jointly established by the program and the consultant, mentor or coach.

<b>% of programs that meet the goals jointly established</b>	0	# Possible	0%
	# Achieved		

**WAGE\$ Program - Indirect Services**

---

**Name of Program or Service**

List the name of each contractor funded.

**Contractor**

**Description**

**Link to Which Comm. Plan  
Priority or Priorities**

**How much was invested (Input measures)**

---

**Source**

	Early Childhood Program	\$0.00
	Early Childhood Admin	\$0.00
	School Ready-Quality	\$0.00
	School Ready-Other/Undesignated	\$0.00
	School Ready-Admin	\$0.00
	Total	\$0.00

**Optional: Other Funding Expended and Source**

---

**Source**

**Amount**  
\$0.00

**Total Funding**

---

Total	\$0.00
-------	--------

**How much was done or produced - Output Measures**

---

**# of recipients**

**# of recipients who retained  
employment in their early**

learning program

# of recipients at temporary award levels

# of recipients at temporary award levels who earned additional college credits

# of six-month financial supplements

Total cost of six-month financial supplements issued \$0.00

# of early learning programs with at least one WAGES recipient

***How much was done or produced (Output measures)***

---

- QRS Level 1
- QRS Level 2
- QRS Level 3
- QRS Level 4
- QRS Level 5
- IQ4K - Level 1
- IQ4K - Level 2
- IQ4K - Level 3
- IQ4K - Level 4
- IQ4K - Level 5

***How much was done or produced - Output Measures***

---

- NAEYC Accredited
- NAFCC Accredited

***How well did we do it (Quality/Efficiency Measures)***

---

Average monthly amount of a six-month financial supplement	\$0.00	0	\$0.00
	Total cost of 6-month supplements	# of supplements	Ave. amount of 6-month supplement
% of programs rating a 3 or higher in the QRS system or an IQ4K rating	0	0	0%
	# Achieved	# Possible	

***What Was the Change in Conditions for Those We Served (Outcome Measures)***

---

<b>% of recipients who retained employment in their early learning program</b>	0	0	0%
	# Achieved	# Possible	
<b>% of recipients at temporary award levels who earned additional college credit</b>	0	0	0%
	# Achieved	# Possible	

**Family Support - Home Visitation**

---

<b>Name of Program or Service</b>	HOPES/Early Head Start
<b>Contractor</b>	HOPES - Siouxland District Health Department; Crittenton Center; Lutheran Services of Iowa
<b>Description</b>	EHS - Providing weekly home visits to prenatal women and infants and toddlers up to 3 years of age.
<b>Link to Which Comm. Plan Priority or Priorities</b>	Healthy Children Linked to all ECI Area priorities.

**How much was invested (Input measures)**

---

<b>Source</b>		
	School Ready-Quality	\$0.00
	School Ready-Other/Undesignated	\$416,673.81
	School Ready-Admin	\$0.00
	<b>Total</b>	<b>\$416,673.81</b>

**Optional: Other Funding Expended and Source**

---

<b>Source</b>	<b>Amount</b>
	\$0.00

**Total Funding**

---

<b>Total</b>	\$416,673.81
--------------	--------------

**Family Support - Parent Education**

---

<b>Name of Program or Service</b>	Resource Center
<b>Contractor</b>	Crittenton Center
<b>Description</b>	Providing a family resource center for all families with children 0-5 residing in Woodbury and Ida Counties; 50% of services provided via in-home visits.
<b>Link to Which Comm. Plan Priority or Priorities</b>	Healthy Children Linked to all ECI Area priorities.

**How much was invested (Input measures)**

---

Source		
	School Ready-Quality	\$0.00
	School Ready-Other/Undesignated	\$185,062.00
	School Ready-Admin	\$0.00
	Total	\$185,062.00

**Optional: Other Funding Expended and Source**

---

Source	Amount
ICAPP/SCCAN	\$14,974.00
	\$14,974.00

**Total Funding**

---

Total	\$200,036.00
-------	--------------

**Administrative Staff (service coordination and collaboration)**

---

Name(s) of Administrative Staff	Kerri Hall; Tami Nielsen
Employer of Record	SHIP

**How much was invested (Input measures)**

---

Source		
	Early Childhood Admin	\$0.00
	School Ready-Quality	\$64,480.00
	School Ready-Other/Undesignated	\$0.00
	School Ready-Admin	\$0.00
	Total	\$64,480.00

**Optional: Other Funding Expended and Source**

---

Source	Amount
	\$0.00

**Total Funding**

---

**Total** \$64,480.00

### **Administrative Expenses - Early Childhood Funds**

---

**Early Childhood Expenses/Fees**

Fiscal Agent Fees	\$0.00
Liability Insurance Fees	\$2,000.00
Financial Audit Fees	\$1,500.00
Board Expenses	\$1,500.00
Association Fees	\$0.00
Other (non program) describe below	\$7,171.95
<b>Total State Administrative</b>	<b>\$12,171.95</b>

### **Description**

---

**Early Childhood Other (non-program) Description** Administrative Staff (support staff) and legal fees.

### **Administrative Expenses - School Ready Funds**

---

School Ready Funds Expenses/Fees	Admin	Quality	Other/Undesignated	Total
Fiscal Agent Fees	\$0.00	\$0.00	\$0.00	\$0.00
Liability Insurance Fees	\$7,000.00	\$0.00	\$0.00	\$7,000.00
Financial Audit Fees	\$4,508.00	\$0.00	\$0.00	\$4,508.00
Board Expenses	\$7,500.00	\$0.00	\$0.00	\$7,500.00
Association Fees	\$0.00	\$0.00	\$0.00	\$0.00
Other (non-program) describe below	\$25,000.00	\$0.00	\$0.00	\$25,000.00
<b>Total</b>	<b>\$44,008.00</b>	<b>\$0.00</b>	<b>\$0.00</b>	<b>\$44,008.00</b>

### **Description**

---

**School Ready Other (non-program) Description** Administrative Staff (support staff) and legal fees.

### **Confirmation\_question**

---

Did you complete all the required forms?\* Yes

### **Early Childhood State Program**

---

Funding	Direct Services	Indirect Services	Total Expended
---------	-----------------	-------------------	----------------



Early Childhood State Program

\$182,588.63

\$84,888.14

\$267,476.77

**Early Childhood State Admin**

---

Funding	Direct Services	Indirect Services	Administrative Staff	Administrative Expenses	Total Expended
Early Childhood State Admin	\$0.00	\$0.00	\$0.00	\$12,171.95	\$12,171.95

**Early Childhood Funds Total**

---

Early Childhood Funds Total	\$279,648.72
-----------------------------	--------------

**Confirmation\_question**

---

Did you complete all the required forms?*	Yes
---	-----

**School Ready - Quality**

---

Funding	Direct Services	Indirect Services	Administrative Staff	Administrative Expenses	Total Expended
School Ready - Quality	\$0.00	\$0.00	\$64,480.00	\$0.00	\$64,480.00

**School Ready- Other/Undesignated**

---

Funding	Direct Services	Indirect Services	Administrative Staff	Administrative Expenses	Total Expended
School Ready- Other/Undesignated	\$822,147.92	\$17,135.00	\$0.00	\$0.00	\$839,282.92

**School Ready- Admin**

---

Funding	Direct Services	Indirect Services	Administrative Staff	Administrative Expenses	Total Expended
School Ready- Admin	\$0.00	\$0.00	\$0.00	\$44,008.00	\$44,008.00

**School Ready Funds Total**

---

School Ready Funds Total	\$947,770.92
--------------------------	--------------

**Confirmation\_question**

---

Did you complete all the	Yes
--------------------------	-----

required forms?\*

**Other Funding**

Funding	Direct Services	Indirect Services	Administrative Staff	Administrative Expenses	Total Expended
Other Funding	\$1,313,071.79	\$19,164.18	\$0.00	\$0.00	\$1,332,235.97

**TOTAL ECI Funding**

Funding	Direct Services	Indirect Services	Administrative Staff	Administrative Expenses	Total Expended
TOTAL ECI Funding	\$1,004,736.55	\$102,023.14	\$64,480.00	\$56,179.95	\$1,227,419.64

**Total Expended**

Funding	Direct Services	Indirect Services	Administrative Staff	Administrative Expenses	Total Expended
Total Expended	\$2,317,808.34	\$121,187.32	\$64,480.00	\$56,179.95	\$2,559,655.61

**Percent of Other Funds Expended**

Percent of Other Funds Expended	52.05%
---------------------------------	--------

**SFY18-22 Financial Statement Attachment**

Attachment	Description	File Name	File Size	Type
Early Childhood Financial Statement (Excel version)	EC Excel	ECFinancialStatement_SF22 (1).xlsx	xlsx	26 KB
Certified Early Childhood Financial Statement (signed PDF version)	EC Signed	FY22 Early Childhood Financial Statement.pdf	pdf	623 KB
School Ready Financial Statement (Excel version)	SR Excel	SRFinancialStatement_SF22.xlsx	xlsx	23 KB
Certified School Ready Financial Statement (signed PDF version)	SR Signed	FY22 School Ready Financial Statement (1).pdf	pdf	677 KB



<b>SCHOOL READY FUNDS UNDER EARLY CHILDHOOD IOWA</b>		FY21	FY22
<b>Early Childhood Iowa Area:</b>		<i>This column must match the final FY21 financial statement submitted by the ECIA.</i>	
<b>Revenues</b>			
Current allocation for Administration (not to exceed 3% of total award) for Reporting Year		\$25,786.00	\$44,008.00
Quality Improvement Funds		\$64,614.00	\$64,480.00
Other Programs/Services		\$769,600.00	\$771,667.00
	<b>Subtotal current award</b>	<b>\$860,000.00</b>	<b>\$880,155.00</b>
<b>Carry-forward from Previous Years: Available for Current Reporting Year</b>			
Brought Forward - Administration		\$0.00	\$0.00
Brought Forward - Quality Improvement Funds		\$0.00	\$0.00
Brought Forward - Other Programs/Services (includes interest applied)		\$114,985.81	\$54,910.62
	<b>Subtotal Carry-forward funds</b>	<b>\$114,985.81</b>	<b>\$54,910.62</b>
	<b>Total Available funds</b>	<b>\$974,985.81</b>	<b>\$935,065.62</b>
<b>Total Available Funds for Reporting Year</b>			
Administration (not to exceed 3% of total award)		\$25,786.00	\$44,008.00
Quality Improvement Funds		\$64,614.00	\$64,480.00
Other Programs/Services		\$884,585.81	\$826,577.62
Interest Accrued in Current Fiscal Year (Must be used in Program and not Administration)		\$15.88	\$2.35
	<b>Grand Total Budget for Reporting Year</b>	<b>\$975,001.69</b>	<b>\$935,067.97</b>
<b>Expenditures (Reporting Year)</b>			
Administration Expenditures (not to exceed 3% of total award)			
Fiscal Agent fees		\$0.00	
Liability Insurance fees		\$6,000.00	\$7,000.00
Financial Audit fees		\$6,000.00	\$4,508.00
Board Expenses		\$7,000.00	\$7,500.00
Association fees		\$0.00	\$0.00
Administrative Staff (ECIA director, support staff, etc.)		\$0.00	\$23,000.00
Other		\$6,786.00	\$2,000.00
Quality Improvement Funds		\$64,614.00	\$64,480.00
Other Programs/Services includes Interest Applied		\$829,691.07	\$826,579.97
	<b>Grand Total Expenditures for Reporting Year</b>	<b>\$920,091.07</b>	<b>\$935,067.97</b>

Unexpended Balance of Funds for Reporting Year (Becomes Carry-forward in 1st succeeding year)		
Administration (not to exceed 3% of total award)	\$0.00	\$0.00
Quality Improvement Funds	\$0.00	\$0.00
Other Programs/Services includes Interest Applied	\$54,910.62	\$0.00
<b>Unexpended Balance of Funds (Reporting Year)</b>	<b>\$54,910.62</b>	<b>\$0.00</b>
<b>Carryforward Percentage</b>		<b>0%</b>
FY'20 Amount over 35% into FY'21 (1-year only exception based on public health emergency)		
FY'21 Amount over 20% into FY'22		\$0.00
Amount subject to 20% for FY'20 and FY'21 Carry- forward	\$54,910.62	\$0.00
Maximum Allowable Carry-forward to next year ( 20% of total current award)	\$172,000.00	\$176,031.00
Overage (Reduced from second succeeding year payments)	\$0.00	\$0.00

I hereby verify that the information contained in this financial statement is true and reflects the ending balance at the close of fiscal year.

\_\_\_\_\_  
 Fiscal Agent Signature  
 On behalf of:

\_\_\_\_\_  
 Name of Early Childhood Iowa Area Represented



A	B		D	E
<b>EARLY CHILDHOOD STATE FUNDS UNDER EARLY CHILDHOOD IOWA</b>				
<b>Early Childhood Iowa Area:</b>				
This column must match the final FY21 financial statement submitted by the ECIA.				
<b>Revenues</b>				
Current allocation for Admin. ( not to exceed 5% of total award) for Reporting Year		\$12,822.20		\$12,171.95
Program/Service Funds		\$243,621.80		\$231,267.05
<b>Subtotal current award</b>				
<b>Carry-forward from Previous Years available for current reporting year</b>				
Brought Forward-Administration		\$0.00		\$0.00
Brought Forward -- Program/Service Funds		\$25,418.54		\$11,159.91
Interest (Must be used in Program and not Administration)				
<b>Subtotal carryover funds</b>				
<b>Total Available funds</b>				
<b>\$281,862.54</b>				
<b>Current Year Available Funds (Current Allocation plus Carry-forward) by Category</b>				
Administration (not to exceed 5% of total award)		\$12,822.20		\$12,171.95
Program/Service Funds includes Carry-forward Interest		\$269,040.34		\$242,426.96
Interest Earned During Current Fiscal Year		\$5.29		\$0.48
<b>Total Available funds by category including Interest Earned in Reporting Year</b>				
<b>\$281,867.83</b>				
<b>Expenditures ( Reporting Year)</b>				
Administrative Expenditures (not to exceed 5% of total award)				
Fiscal Agent fees				
Liability Insurance fees		\$2,000.00		\$2,000.00
Financial Audit fees		\$2,000.00		\$1,500.00
Board Expenses		\$3,500.00		\$1,500.00
Association fees		\$0.00		\$0.00
Administrative Staff (ECIA director, support staff, etc.)		\$0.00		\$5,671.95
Other		\$5,322.20		\$1,500.00
Program/Service Expenditures		\$257,885.72		\$242,427.44
<b>Total Expenditures Reporting Year</b>				
<b>\$270,707.92</b>				
<b>\$254,599.39</b>				

	Unexpended Balance of Funds (Reporting Year)	
Administration	\$0.00	\$0.00
Program/Service Funds	\$11,159.91	\$0.00
	<b>\$11,159.91</b>	<b>\$0.00</b>
		<b>0%</b>
FY'20 Amount over 35% into FY'21 (1-year only exception based on public health emergency)		
FY'21 Amount over 20% into FY'22		\$
Amount subject to 20% for FY'21 and FY'22 Carry-forward	\$11,159.91	\$0.00
Maximum Allowable Carry-forward to next year (20% of total current award)		
Overage (Reduced from second succeeding year payments)	\$51,288.80	\$48,687.80
	\$0.00	\$0.00

I hereby verify that the information contained in this financial statement is true and reflects the ending balance at the close of fiscal year.

\_\_\_\_\_  
 Fiscal Agent Signature  
 On behalf of:

\_\_\_\_\_  
 Name of Early Childhood Iowa Area Represented





	Unexpended Balance of Funds for Reporting Year (Becomes Carry-forward in 1st succeeding year)		
	Administration (not to exceed 3% of total award)	\$0.00	\$0.00
	Quality Improvement Funds	\$0.00	\$0.00
	Other Programs/Services includes Interest Applied	\$54,910.62	\$0.00
	<b>Unexpended Balance of Funds (Reporting Year)</b>	<b>\$54,910.62</b>	<b>\$0.00</b>
	<b>Carryforward Percentage</b>		<b>0%</b>
	FY20 Amount over 35% into FY21 (1-year only exception based on public health emergency)		\$0.00
	FY21 Amount over 20% into FY22		\$0.00
	Amount subject to 20% for FY20 and FY21 Carry- forward	\$54,910.62	
	Maximum Allowable Carry-forward to next year ( 20% of total current award)	\$172,900.00	\$176,081.00
	Overage (Reduced from second succeeding year payments)	\$0.00	\$0.00

I hereby verify that the information contained in this financial statement is true and reflects the ending balance at the close of fiscal year.

*Kelley Klauw*

Fiscal Agent Signature

On behalf of:

**Ida & Woodbury Counties**

Name of Early Childhood Iowa Area Represented

A	B	D	E
	<b>EARLY CHILDHOOD STATE FUNDS UNDER EARLY CHILDHOOD IOWA</b>		
	<b>Early Childhood Iowa Area:</b>		
		FY21	FY22
		This column must match the final FY21 financial statement submitted by the ECIA	
	<b>Revenues</b>		
	Current allocation for Admin. (not to exceed 5% of total award) for Reporting Year	\$12,822.20	\$12,171.95
	Program/Service Funds	\$243,621.80	\$231,267.05
		<b>\$256,444.00</b>	<b>\$243,439.00</b>
	<b>Carry-forward from Previous Years available for current reporting year</b>		
	Brought Forward-Administration	\$0.00	\$0.00
	Brought Forward – Program/Service Funds	\$25,418.54	\$11,159.91
	Interest (Must be used in Program and not Administration)		
		<b>\$25,418.54</b>	<b>\$11,159.91</b>
	<b>Total Available funds</b>	<b>\$281,862.54</b>	<b>\$254,598.91</b>
	<b>Current Year Available Funds (Current Allocation plus Carry-forward) by Category</b>		
	Administration (not to exceed 5% of total award)	\$12,822.20	\$12,171.95
	Program/Service Funds includes Carry-forward Interest	\$269,040.34	\$242,426.96
	Interest Earned During Current Fiscal Year	\$5.29	\$0.48
		<b>\$281,867.83</b>	<b>\$254,599.39</b>
	<b>Total Available funds by category including interest Earned in Reporting Year</b>		
	<b>Expenditures (Reporting Year)</b>		
	Administrative Expenditures (not to exceed 5% of total award)		
	Fiscal Agent fees		
	Liability Insurance fees	\$2,000.00	\$2,000.00
	Financial Audit fees	\$2,000.00	\$1,500.00
	Board Expenses	\$3,500.00	\$1,500.00
	Association fees	\$0.00	\$0.00
	Administrative Staff (ECIA director, support staff, etc.)	\$0.00	\$5,671.95
	Other	\$5,322.20	\$1,500.00
	Program/Service Expenditures	\$257,885.72	\$242,427.44
	<b>Total Expenditures Reporting Year</b>	<b>\$270,707.92</b>	<b>\$254,599.39</b>

Administration	Unexpended Balance of Funds (Reporting Year)	
Administration	\$0.00	\$0.00
Program/Service Funds	\$11,159.91	\$0.00
	\$11,159.91	\$0.00
		0%
FY'20 Amount over 35% into FY'21 (1-year only exception based on public health emergency)		
FY'21 Amount over 20% into FY'22		\$
Amount subject to 20% for FY'21 and FY'22 Carry-forward	\$11,159.91	\$0.00
Maximum Allowable Carry-forward to next year (20% of total current award)	\$51,288.80	\$48,687.80
Overage (Reduced from second succeeding year payments)	\$0.00	\$0.00

I hereby verify that the information contained in this financial statement is true and reflects the ending balance at the close of fiscal year.

*Kelsey Kame*

Fiscal Agent Signature

On behalf of:

*Ida + Woodbury Counties*

Name of Early Childhood Iowa Area Represented

## Success Stories

### Rosecrance Jackson Little Inspirations Child Care

Mari was a four-month-old infant who admitted to our center 3 months ago. We performed an ASQ on her immediately as she appeared to be very behind in her development. She was born with a cleft pallet and was unable to eat at a normal pace due to a hole in the roof of her mouth. It was hard for her to suck on a nipple due to this, so feeding time was hard for her. Due to this, mom had propped her bottle since birth, and she became used to sleeping with a propped bottle. She choked and spit up constantly and had a hard time becoming satisfied and full.

She was unable to roll over as most babies who start this at around 3-4 months. Her legs were limp and she was unable to stand when being held on your lap.

Staff spent a lot of time teaching her to stand and eventually her legs became stronger and she could hold herself up for short periods of time. The stronger her legs became the easier it was for her to try rolling over. She eventually started rolling at around 5 months.

We practiced sitting up for short intervals throughout the day. It took some time but she began sitting up on her own around 6 months of age. Feeding became easier and faster as she grew as staff never propped her bottle and always removed the nipple from her mouth as she fell asleep.

We performed another ASQ on her at 7 months of age and most of her development was on schedule at this time. With some staff teaching her mother she was able to work on these issues and mom and baby are very happy with her development at this time

### Mid-Sioux Opportunity Ida County 3-Year-Old Preschool Classroom

Single mom has dealt with hard custody battles and DHS involvement. Our program helps the family with resources and support as well as working with the family to ensure the child gets the educational services he has needed while going through this difficult family time and transition.

### Western Iowa Tech Community College Student Scholarships

Through conversations with students and employers, we were able to help two students work with their employers for funding for the Fall 2021 term through some grant money received by the employer. Once we received the contract for the year, we created the application for the Spring 2022 term and shared out through Admissions, Financial Aid and the Advisory Committee.

The student we were able to fund in the Spring term was a student who was not eligible for any other financial aid except for loans, and she was required to be working toward at least a Child Development certificate in order to maintain employment. The student who did not require funding in the Spring term worked with the Financial Aid department repeatedly throughout the Fall semester to untangle an issue linked to parent income reporting for the FAFSA and was finally awarded her financial aid money.

#### Mary J. Treglia Community House Direct Services

The SHIP grant is vital to our Preschool program. In November we were contacted by the Sioux City School District regarding enrolling a child with an Individualized Education Plan (IEP). The family and school district were happy that a space had become available in our classroom and we were able to welcome this student. It took a lot of additional teacher preparation to serve this student. Also, our part-time staff had to transition to full-time. The grant supplements a portion of our staffs' wages, therefore allowing us to meet the needs of our students in this way. The student has made great progress on her IEP goals while attending preschool with us. She has brought new opportunities for our other students in practicing different social skills and empathy. Our classroom has improved as a whole because we have learned to meet new needs of all our students.

#### Community Action Agency of Siouxland Early Head Start

- 1) When this family originally began in the program, Mom was very hesitant to get down and be on the floor with her child. She saw this as "teacher time". With much encouragement and showing Mom what a great time this is for her to sit, play, and teach she became more comfortable. More and more she began to sit on the floor with the child and take part in the activities. As the child is aging out of the program and will be attending a classroom in the fall Mom stated she is very happy for this program and grateful for everything. She gained an invaluable amount of child development knowledge and took pride in her ability to be not only her child's parent but also his first and best teacher. Our program was able to provide this family a chair through the Sunnybrook Hope Center partnership.
- 2) During the past year an enrolled child has grown and is thriving, as well as his family. The child had many ear infections and failed several of our hearing screenings. Working with our nurse we made a referral to the doctor and the child had tubes placed in his ears. Mom has bought a car and is studying for her driving test. She is currently looking for a house to buy as well. The home visitor has also assisted mom with referrals for an older child with behaviors. We were able to provide support to her with additional parenting and mental health resources.

- 3) During the year an enrolled child has made a great amount of growth within language and within the last 2 months in particular, his vocabulary has sprouted. As a foster child, he is currently working on a transition plan to go to his forever home but has a strong bond with his current foster placement. Our program has supported the child through this process by providing services to both the foster family and the possible adoptive family. All of the child's health requirements are now up to date. His personality is becoming stronger as he becomes more adjusted to his placement. Foster mom stated that she loves our program, sees benefit in it, and will continue to enroll children in her placement as much as she can.

#### Siouxland District Health Department HOPES Program

The story I would like to share is the story of Sally and Joe. Sally was very content for having her baby, but she was also worried not knowing what the little one's future would look like. Sally worried if her child could learn and be like any other kid since he is a Down Syndrome baby. Sally asked questions and read information given to educate herself. Sally thought that he was going to be a child that could not do much by himself. Joe's journey has been slow but there's been progress in every area.

Joe is loved by his parents. His parents are very helpful and patient. Joe has the support of his mom who is very diligent with every aspect that involves Bernabe wellbeing. He has learned to crawl stand and walk with support. He is playful and he is always happy. He has learned to eat independently say a few words and he loves reading time.

Sally assists with the child's physical therapy. He has had many health issues but mom is caring and affectionate. Any time mom has a concern she asks for guidance. Overall, Sally and Joe are a great example of perseverance.

#### Siouxland District Health Department I-Smile Oral Health Program

Head Start and Early Head Start classrooms have been scheduled twice a year since SFY 19. During this Head Start program year, SDHD I-Smile™ OHP was able to provide services to participants at each location 3 separate times. This is beneficial to these high needs populations because it gives these participants access to more frequent fluoride varnish treatments, and also provides more opportunity for client/family education and follow up. MCAH Program Coordinator is working with Head Start Nurse to encourage all to participate and receive the added prevention as this population has very high dental needs. For SFY 22, screening decay rates for Head Start/Early Head Start population was 28% while the same age groups targeted at other locations have a screening decay rate of 18%. The most helpful part of the 3 time per year screenings is the active duration of our consent forms. Clients only have to fill out a form once for the whole year worth of screenings, decreasing barriers families might face in trying to track, fill and return consent sheets 3 times a year. Also, recently, Medicaid changed the billable policy

for fluoride varnish treatments. Fluoride varnish now has no minimum number of days between treatments for billing purposes making it easier to schedule clinics 3 times a year as a benefit to the participants and also ensuring we receive the supporting Medicaid revenue to sustain the program.

#### Crittenton Center West High Infant Center

Any time a high school student graduates we count it a success. Once they get the diploma, they begin to eliminate barriers to their future. This mom of one, graduated and did not take the summer off instead began right away taking classes at Western Iowa Tech Community College as well as working a part time job. This work ethic and determination is hard to find in adults much less on young adults who have become parents.

#### Crittenton Center Resource Center

**1<sup>st</sup> story:** One of my clients was in a treatment center where we facilitate parenting classes. She had 2 of her 4 children up at the treatment center with her. She had only taken 2 parenting classes when she was released from the treatment center. Upon her release about a week later she called the Resource Center and wanted to continue her parenting classes to get her diploma. The client has worked very hard to complete the classes and now is enrolled in another 6 classes.

I am very proud of her. She has stayed clean and has great determination to be a better parent and person. She is on her way to getting her GED, getting a job at the treatment center, and helping the other ladies in their time of recovery to be the best they can be.

**2<sup>nd</sup> Story:** Crittenton's Resource Center recently offered a 10-week LENA Start program to 8 participating families. The ages of children participating in the program ranged from 9 months to 34 months old. LENA Start is an evidence-based program designed to engage families and help them learn how to increase conversation with their children during the first few years of life. Conversational turns have been proven to be a key factor in early brain development. During the 10-week class, participants used a recording device to record a "LENA day"; the recorder was placed on a vest that the child wore for an entire day. After the second recording, LENA generated a report that showed daily adult words, daily conversational turns, and daily electronic/TV sound. The goal of the report is to show parents how much they are talking to children, compare to how much they believe they are talking to them. For most of the participants, it was shocking to see a report that showed how much less they talk to the child than expected and the electronic time was higher than expected as well. During the first couple of weeks, there was an improvement in all areas of the report. During the middle part of the sessions, half of the participants did not improve, and had one participant that decreased conversational turn. This Family Support Worker encouraged all families to increase reading time to help increase conversational turns and decrease electronic time; free books were provided at every session. One participant shared with this FSW that her husband was uncomfortable with his

son wearing the vest so he would take it off when he got home; the reason for the scores lowering. This worker provided the participant with the introductory video shared with participants during orientation as a way to help her husband understand how the LENA recording works. This worker also offered to discuss with her husband whatever concerns he had about LENA. The next week, this participant shared with the group that her husband felt more comfortable after reviewing the video and her son was able to have a full "LENA day". This participant's child went from being a 37 percentile to an 86 percentile by the end of the 10 weeks. There was another participant that discussed how she has learned to read and converse with her 9-month-old baby. This participant shared that she has many nieces and nephews and no one has ever talked to them as much as she has talked to her baby. This participant mentioned that her cultural background almost discourages talking to babies because "they don't know any better". This participant went from a 49 percentile on her second and third recording to a 99 percentile on her 9<sup>th</sup> recoding; participants were encouraged to have at least 6 valid recordings. As a group, families increased turns 62% and all 8 participating families graduated successfully from the LENA Start program!

- 1) This is a story about the kindness of strangers in our community who rallied to help a little boy right before Christmas. The family support worker was teaching a parent education program in a mother's home. Mom is a single, working parent who is pregnant, has a toddler, and a young boy. The family support worker was in the home teaching a parent education curriculum. The mother's little boy came home from school and said his feet were wet. His socks were soaked through because he had large holes in his tennis shoes. His mother had him take them off to put them on the heater so that they would be dry for school the next day. When he left the room, his mother talked about how bad she felt because she could not afford new shoes or clothes for him. She said he gets made fun of by peers because his pants are short. She said he never complains, though, because he knows how hard she works.

The family support worker went back to the office and placed a post on her work Facebook page, asking for donations of used shoes and clothing that would fit the boy. Less than an hour after this was posted, an attorney brought in a \$100 gift card to Walmart for the family, a board member brought in \$200 cash so the family support worker could purchase new clothes and shoes for him, and many other kind individuals brought in new shoes, socks and other used clothing as well. There was so much that the worker was able to help several families in need with this age of boy.

- 2) A success is from a dad who was in our program years ago, but did not take it seriously, did not keep visits, and ended up leaving the program before completion. He and his girlfriend separated and he was given custody of their daughter because the mother is an addict. He asked to participate in the program again and said that this time he really needs to learn because his daughter needs him more than ever.



He was taught the Circle of Security curriculum. At first, he argued some of the material taught (feeling that spanking and yelling are still sometimes necessary). One day, the worker said his toddler came up to him crying. Usually he would shoo her away and tell her to go play. The worker said that this time, he got down on the floor beside her and cuddled her for a moment, until she felt better and ran off to play on her own.

At the end of the curriculum, the worker asked him what one thing was that he took away from the course. He said firmly "I'm not gonna spank anymore." This is very much a success for this family.

- 3) We are providing in-home parent education sessions to a mother of five girls. She was in a physically and emotionally abusive relationship with her husband for years and decided to leave him. She is now a single parent for the first time and is dealing with many behavioral issues of her daughters, since her husband was the disciplinarian. Her daughters were very resistant to her as a parent, since her husband did not allow her to "parent" before. She said that she resorted to yelling or ordering her daughters around, which caused more issues. She reported that after only four sessions, she learned and utilizes more positive discipline, talks and listens to her children, gives choices, and gives them praise and appreciation. She said this has helped immensely and she looks forward to learning new skills during each new home visit.

#### Crittenton Center Child Development Center Extended Access

A single mom lost childcare assistance due to only working 27 hours. She was also caring for a disabled child at home. Her three-year-old child needed to be in preschool to have an assessment for speech. She had no other help at home and many family members were going through their own chemical dependency issues that made them unable to support this mom as she encountered barriers. This grant allowed her to support her disabled child at home as well as her child who needed additional services for speech. Our entire mission is to help those families and children be the very best version of themselves, reducing barriers, and supporting independence.

#### Mary J Treglia Community House Preschool Scholarships

The preschool scholarships are crucial for several families in order to send their children to preschool. This year, we had a 3-year-old and 4-year-old sister duo use the scholarships. Both

girls had very low communication skills, and their doctor indicated the importance of preschool for them. However, they were not able to afford for both girls to join. We were able to allow them a gracious scholarship, so they could attend regularly. The sisters have grown substantially in both their communication and social development. The classroom was a very new environment for them, but they have flourished whilst being here. The family is very grateful for the scholarship.

#### Saint Paul's Lutheran Church Wee Wisdom Preschool Scholarships

We had a little girl that started in our three day program. She was one of the youngest and extremely shy. She was struggling and getting very frustrated. I had spoken to the parents a few times, but she was falling even further behind the other students. I called a meeting with the parents, and we decided on placing her into our two day program. In this class she would be one of the older children and the class is not quite as advanced. She thrived in that class and with a little one on one time she got back up to where she needed to be and even got over a lot of her shyness. I'm happy to say she will be returning to our program to participate in a three day class this fall!

#### Saint Paul's Lutheran Preschool Sioux City Scholarships

We have a student who would not be in Preschool if it were not for this grant. The mother is a nursing student as well as working. She is very appreciative of the grant and makes sure her child is in attendance.

#### Native American Child Care Center and Preschool

End of the year was great with the child from the 2 year old room went back into the 4 year old room. He grew so much during the year interacting the adults and his peers. Communication greatly improved.

#### Mary Elizabeth Preschool and Child Care Scholarships

D lives in a family of 8. In the home they speak Tigrina. His mother was concerned because this past year he has not been speaking as much as usual. His older brothers and sister speak English at school. She wanted to enroll him in Preschool so he could learn English before he goes to Kindergarten. I explained to her that generally when children are learning a new language they may go through a phase where they don't speak at all. They are taking it all in and in their heads they have to change the words back and forth. By the time he is 5 we generally notice that their language increases again. As of December, he is doing very well understanding English at school now, and his mother says he hesitates but does speak some English at home.

May 2022 Update :

He received 60 points in all areas of the ASQ in May of this year. That is the" highest points a child can receive for his age.

#### Calico Kids Preschool Scholarships


All of the scholarship students are on track developmentally and they are making friends. One student is a 5 year old whose mother sent her back to preschool because of struggles with anxiety. She continued to have many absences due to her anxiety, but she has started talking more, is participating more and beginning to make friends. With the small classes this year, all of the children in the classes made appropriate progress in social and academic skills.

#### BBs Preschool Scholarships

Our preschool child who is a recipient of the scholarship would not have been able to attend our program without the financial support from SHIP. The child's mother was unable to receive funds from DHS because the time of eligibility had expired. She was only able to receive assistance for 2 years. The mother is still in vocational school, works part time, and is a mother of 3. She is very appreciative of the Scholarship Program.


# FSSD QMA Report - Output Measures

Reporting Period: Full Year, 2021-2022




Reporting Year	Reporting Period	Organization Name	Program Name	County	Participants	Target Child?
July 2021 to June 2022	Full Year	All	Early Head Start	All	All	All

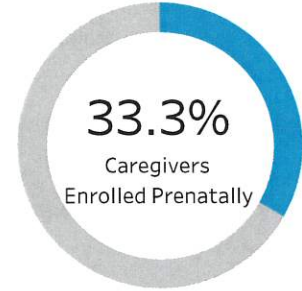
## Children & Families Served



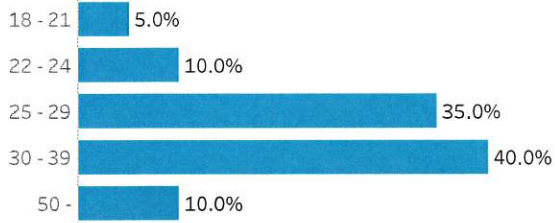
## Services Provided



## Pregnancy Status at Enrollment




## Mom's Age at Enrollment



Average Age: 31.97


## Child's Age at Enrollment



If you have questions about this report, please visit <http://daisey.iowa.daiseysolutions.org/> or contact the Iowa DAISEY Help Desk at [daisey.iowa@ku.edu](mailto:daisey.iowa@ku.edu).

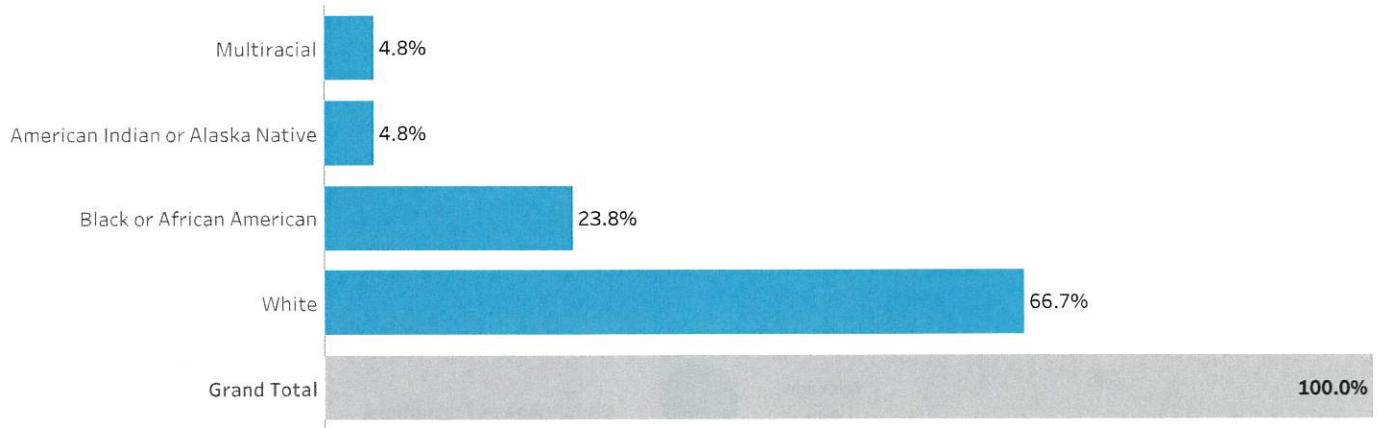
# Primary Caregiver & Household Demographics

Reporting Period: Full Year, 2021-2022

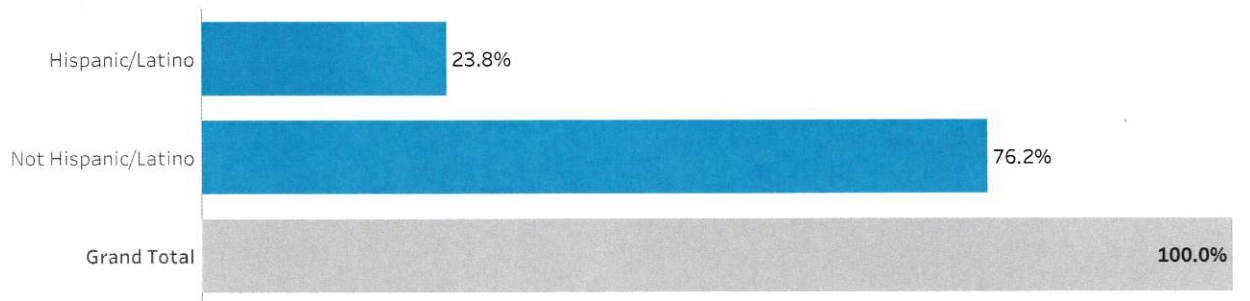


Reporting Year	Reporting Period	Organization Name	Program Name	County	Participants
July 2021 to June 2022	Full Year	All	Early Head Start	All	All

## Primary Caregiver Race



## Primary Caregiver Ethnicity



If you have questions about this report, please visit <http://daiseyiowa.daisysolutions.org/> or contact the Iowa DAISEY Help Desk at [daisey.iowa@ku.edu](mailto:daisey.iowa@ku.edu).


# Primary Caregiver & Household Demographics

Reporting Period: Full Year, 2021-2022




Reporting Year	Reporting Period	Organization Name	Program Name	County	Participants
July 2021 to June 2022	Full Year	All	Early Head Start	All	All

## Primary Caregiver Marial Status



## Primary Language Spoken in the Home



If you have questions about this report, please visit <http://daiseyiowa.daiseysolutions.org/> or contact the Iowa DAISEY Help Desk at [daisey.iowa@ku.edu](mailto:daisey.iowa@ku.edu).

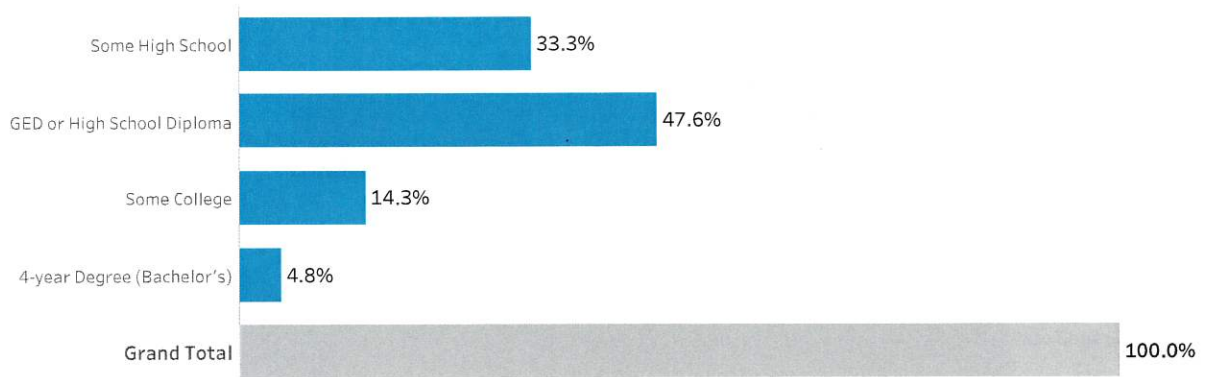
# Primary Caregiver & Household Demographics

Reporting Period: Full Year, 2021-2022




Reporting Year	Reporting Period	Organization Name	Program Name	County	Participants
July 2021 to June 2022	Full Year	All	Early Head Start	All	All

## Primary Caregiver Education



## Other Caregiver Education




If you have questions about this report, please visit <http://daiseyiowa.daiseysolutions.org/> or contact the Iowa DAISEY Help Desk at [daisey.iowa@ku.edu](mailto:daisey.iowa@ku.edu).



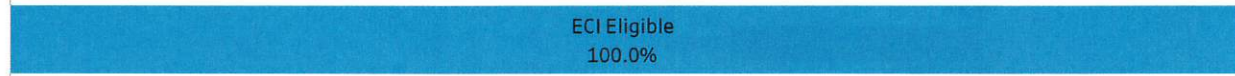
# FSSD QMA Report - Other Demographic Questions

Reporting Period: Full Year, 2021-2022

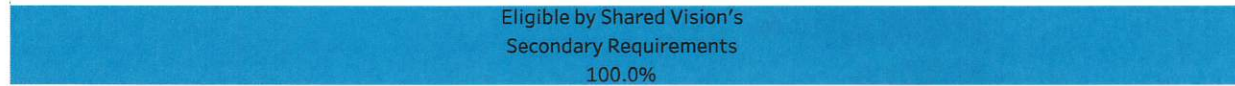


Reporting Year	Reporting Period	Organization Name	Program Name	County	Participants	Target Child?
July 2021 to June 2022	Full Year	All	Early Head Start	All	All	All

Of Families Newly Enrolled This Period:



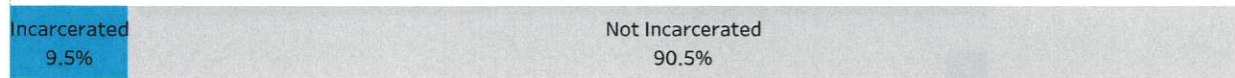
Of Families Enrolled This Period Who Do Not Meet Shared Vision's Primary Requirement:



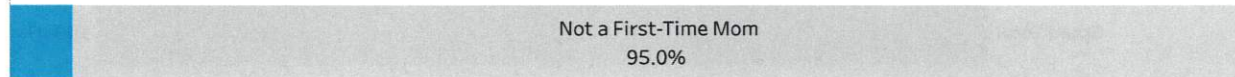
Of Families Enrolled This Period:



Of Families Served This Period:



Of Female Primary Caregivers Served This Period:




If you have questions about this report, please visit <http://daisyjowa.daisysolutions.org/> or contact the Iowa DAISEY Help Desk at [daisy.jowa@ku.edu](mailto:daisy.jowa@ku.edu).



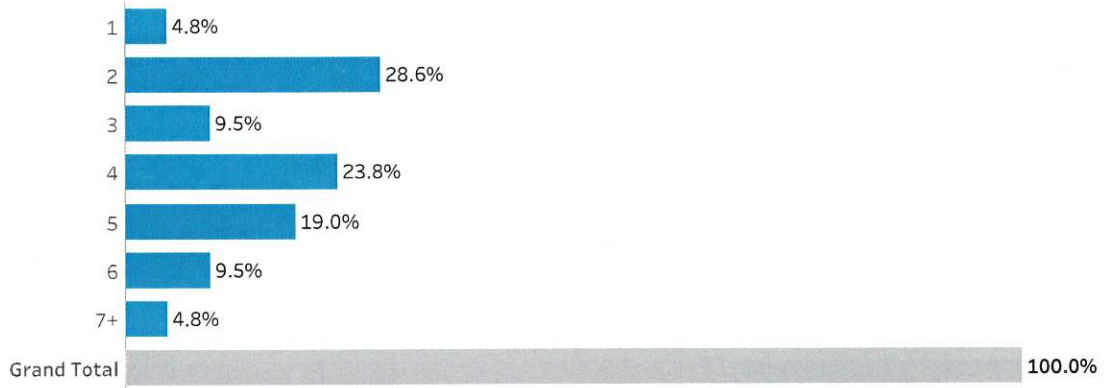
# Primary Caregiver & Household Demographics

Reporting Period: Full Year, 2021-2022




Reporting Year	Reporting Period	Organization Name	Program Name	County	Participants
July 2021 to June 2022	Full Year	All	Early Head Start	All	All

## Household Size at Enrollment



## Federal Poverty Level at Enrollment



If you have questions about this report, please visit <http://daiseyiowa.daiseysolutions.org/> or contact the Iowa DAISEY Help Desk at [daisey.iowa@ku.edu](mailto:daisey.iowa@ku.edu).

# Edinburgh Postnatal Depression Scale (EPDS) Report

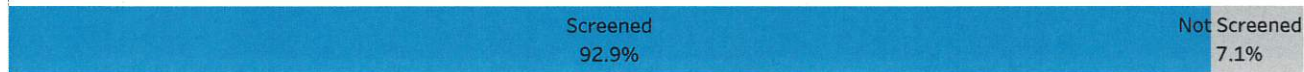
Reporting Period: Full Year, 2021-2022



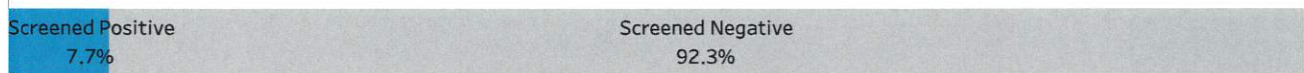
Reporting Year	Reporting Period	Organization Name	Program Name	County	Participants	Target Child?
July 2021 to June 2022	Full Year	All	Early Head Start	All	All	All

Mothers (pregnant or with an infant ≤1)	Screened	Screened Positive	Referred	Already in Services
<b>14</b>	<b>13</b>	<b>1</b>	<b>1</b>	<b>0</b>

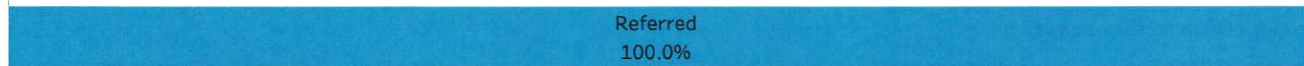
Of mothers who were pregnant or had an infant <1:



Of mothers screened with the EPDS:



Of mothers with a positive EPDS:



If you have questions about this report, please visit <http://daisey.iowa.daiseysolutions.org/> or contact the Iowa DAISEY Help Desk at [daisey.iowa@ku.edu](mailto:daisey.iowa@ku.edu).

# ASQ-3 Screenings for Age Eligible Children

Reporting Period: Full Year, 2021-2022



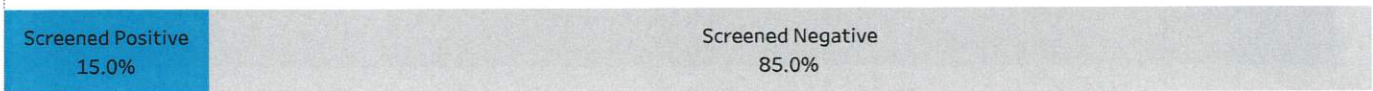
Reporting Year	Reporting Period	Organization Name	Program Name	County	Participants	Target Child?
July 2021 to June 2022	Full Year	All	Early Head Start	All	All	All

All age-eligible children	Screened	Screened Positive	Referred
<b>25</b>	<b>20</b>	<b>3</b>	<b>1</b>

Of children who are age-eligible for ASQ-3 screening:



Of children who received ASQ-3 screening:




Of children who screened positive:



If you have questions about this report, please visit <http://daisy.iowa.daiseysolutions.org/> or contact the Iowa DAISEY Help Desk at [daisey.iowa@ku.edu](mailto:daisey.iowa@ku.edu).

# ASQ:SE Screenings for Age Eligible Children


Reporting Period: Full Year, 2021-2022



Reporting Year	Reporting Period	Organization Name	Program Name	County	Participants	Target Child?
July 2021 to June 2022	Full Year	All	Early Head Start	All	All	All

Completed   Completed outside of range   Missing

This dashboard includes both ASQ:SE and ASQ:SE-2 assessment forms. Use of the ASQ:SE-2 began on 4/1/19.




This report combines the ASQ:SE and ASQ:SE-2.  
 If you have questions about this report, please visit <http://daisy.iowa.daiseysolutions.org/> or contact the Iowa DAISEY Help Desk at [daisey.iowa@ku.edu](mailto:daisey.iowa@ku.edu).




# FSSD QMA Report - Life Skills Progression Annual Outcome Measures

Reporting Period: Full Year, 2021-2022

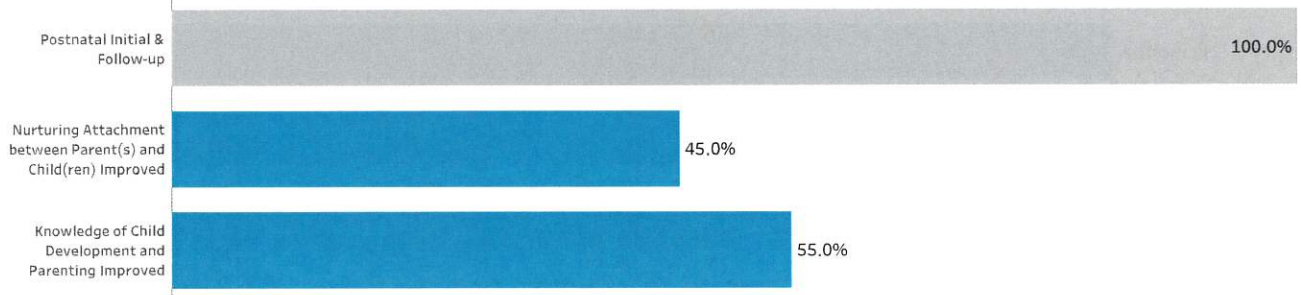


Reporting Year	Reporting Period	Organization Name	Program Name	County	Participants
July 2021 to June 2022	Full Year	All	Early Head Start	All	All

## Outcome Measures based on Life Skills Progression (LSP)




## Outcome Measures based on Life Skills Progression (LSP)



Note: ECI & DHS long-term home visiting programs are required to complete the LSP.


If you have questions about this report, please visit <http://daiseyiowa.daiseysolutions.org/> or contact the Iowa DAISEY Help Desk at [daisey.iowa@ku.edu](mailto:daisey.iowa@ku.edu).

**FSSD QMA Report - Protective Factors Survey Annual Outcome Measures**  
 Reporting Period: Full Year, 2021-2022




Reporting Year	Reporting Period	Organization Name	Program Name	County	Participants
July 2021 to June 2022	Full Year	All	Early Head Start	All	All

**Outcome Measures based on Protective Factors Survey (PFS)**



**Outcome Measures based on Protective Factors Survey (PFS)**




Note: ECI & DHS funded group-based parent education and short-term home visitation are required to complete the PFS.

If you have questions about this report, please visit <http://daisey.iowa.daiseysolutions.org/> or contact the Iowa DAISEY Help Desk at [daisey.iowa@ku.edu](mailto:daisey.iowa@ku.edu).




**FSSD QMA Report - Output Measures**  
 Reporting Period: Full Year, 2021-2022

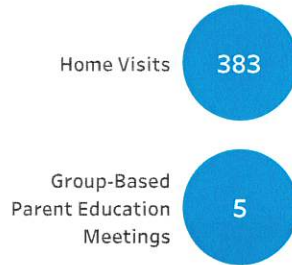


Reporting Year	Reporting Period	Organization Name	Program Name	County	Participants	Target Child?
July 2021 to June 2022	Full Year	All	HOPES-HFI-Woodbury	All	All	All

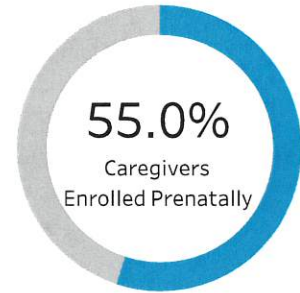
**Children & Families Served**



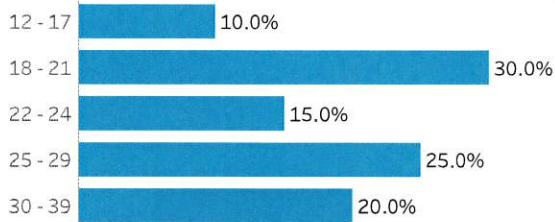
**Services Provided**



**Pregnancy Status at Enrollment**

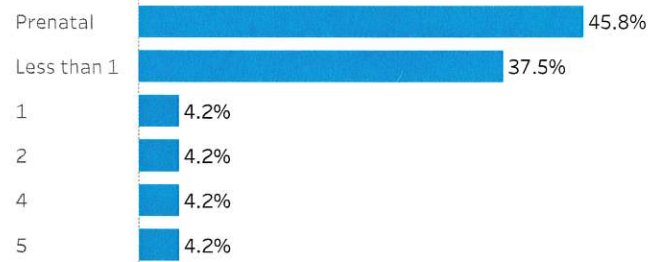


**Mom's Age at Enrollment**



Average Age: 24.98

**Child's Age at Enrollment**




If you have questions about this report, please visit <http://daisy.iowa.daisysolutions.org/> or contact the Iowa DAISEY Help Desk at [daisy.iowa@ku.edu](mailto:daisy.iowa@ku.edu).




# Primary Caregiver & Household Demographics

Reporting Period: Full Year, 2021-2022




Reporting Year	Reporting Period	Organization Name	Program Name	County	Participants
July 2021 to June 2022	Full Year	All	HOPES-HFI- Woodbury	All	All

## Primary Caregiver Race




## Primary Caregiver Ethnicity



If you have questions about this report, please visit <http://daisy.iowa.daisysolutions.org/> or contact the Iowa DAISEY Help Desk at [daisy.iowa@ku.edu](mailto:daisy.iowa@ku.edu).

# Primary Caregiver & Household Demographics

Reporting Period: Full Year, 2021-2022



Reporting Year	Reporting Period	Organization Name	Program Name	County	Participants
July 2021 to June 2022	Full Year	All	HOPES-HFI- Woodbury	All	All

## Primary Caregiver Marial Status




## Primary Language Spoken in the Home



If you have questions about this report, please visit <http://daisy.iowa.daiseysolutions.org/> or contact the Iowa DAISEY Help Desk at [daisey.iowa@ku.edu](mailto:daisey.iowa@ku.edu).

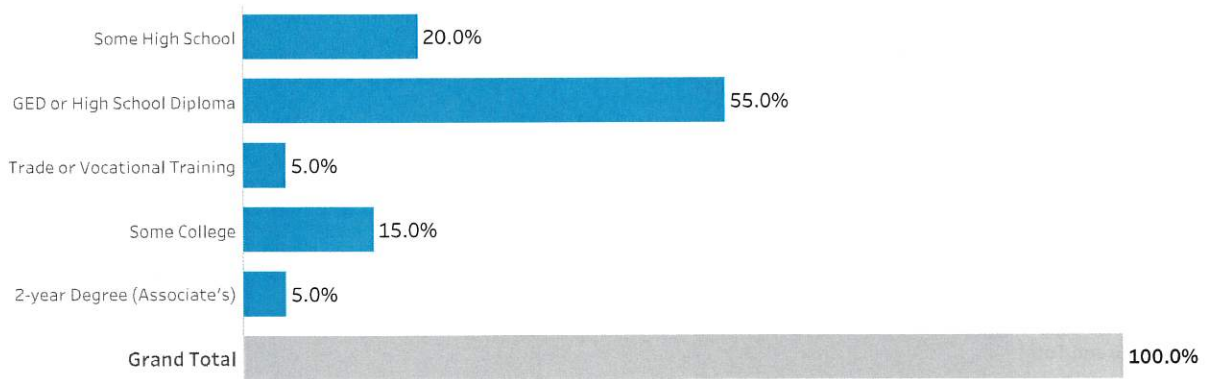
# Primary Caregiver & Household Demographics

Reporting Period: Full Year, 2021-2022

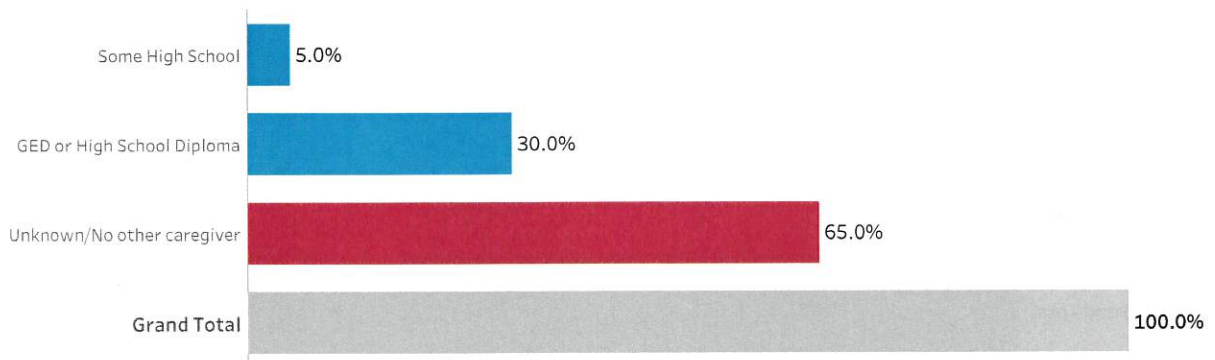


Reporting Year	Reporting Period	Organization Name	Program Name	County	Participants
July 2021 to June 2022	Full Year	All	HOPES-HFI- Woodbury	All	All

## Primary Caregiver Education




## Other Caregiver Education



If you have questions about this report, please visit <http://daisy.iowa.daisysolutions.org/> or contact the Iowa DAISEY Help Desk at [daisy.iowa@ku.edu](mailto:daisy.iowa@ku.edu).

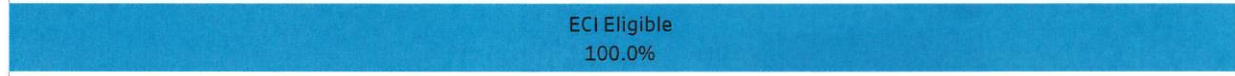
# FSSD QMA Report - Other Demographic Questions

Reporting Period: Full Year, 2021-2022

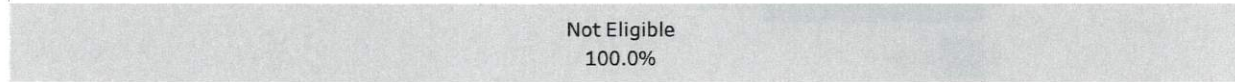


Reporting Year	Reporting Period	Organization Name	Program Name	County	Participants	Target Child?
July 2021 to June 2022	Full Year	All	HOPES-HFI-Woodbury	All	All	All

Of Families Newly Enrolled This Period:



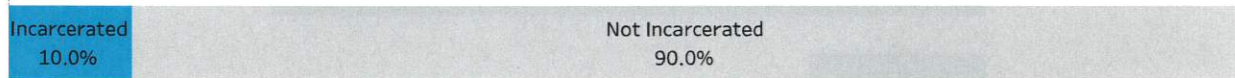
Of Families Enrolled This Period Who Do Not Meet Shared Vision's Primary Requirement:



Of Families Enrolled This Period:



Of Families Served This Period:



Of Female Primary Caregivers Served This Period:



If you have questions about this report, please visit <http://daisey.iowa.daiseysolutions.org/> or contact the Iowa DAISEY Help Desk at [daisey.iowa@ku.edu](mailto:daisey.iowa@ku.edu).



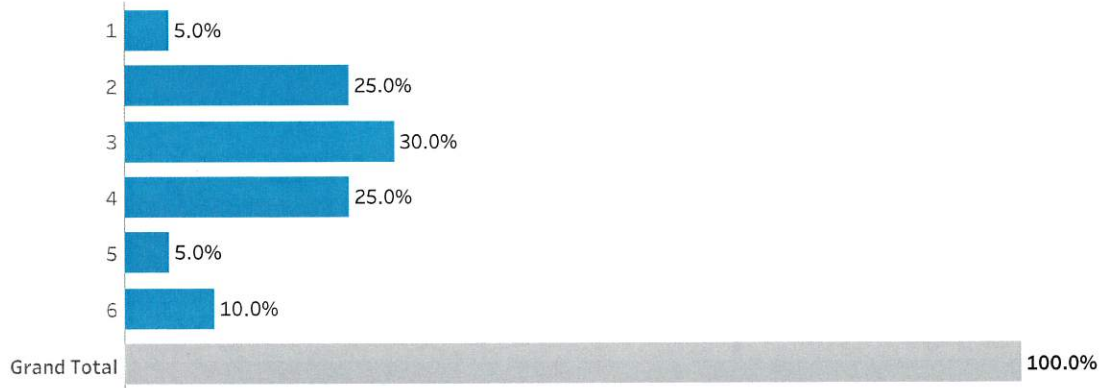
# Primary Caregiver & Household Demographics

Reporting Period: Full Year, 2021-2022




Reporting Year	Reporting Period	Organization Name	Program Name	County	Participants
July 2021 to June 2022	Full Year	All	HOPES-HFI- Woodbury	All	All

## Household Size at Enrollment




## Federal Poverty Level at Enrollment



If you have questions about this report, please visit <http://daisy.iowa.daisysolutions.org/> or contact the Iowa DAISEY Help Desk at [daisy.iowa@ku.edu](mailto:daisy.iowa@ku.edu).

# Edinburgh Postnatal Depression Scale (EPDS) Report

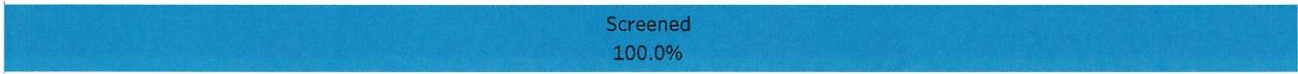
Reporting Period: Full Year, 2021-2022



Reporting Year	Reporting Period	Organization Name	Program Name	County	Participants	Target Child?
July 2021 to June 2022	Full Year	All	HOPES-HFI-Woodbury	All	All	All

Mothers (pregnant or with an infant ≤1)	Screened	Screened Positive	Referred	Already in Services
9	9	2	0	2

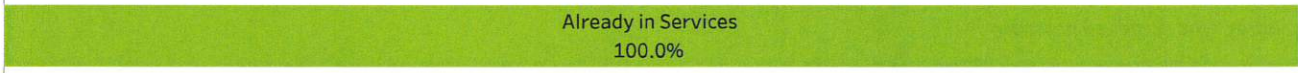
Of mothers who were pregnant or had an infant <1:



Of mothers screened with the EPDS:




Of mothers with a positive EPDS:



If you have questions about this report, please visit <http://daisy.iowa.daisysolutions.org/> or contact the Iowa DAISEY Help Desk at [daisy.iowa@ku.edu](mailto:daisy.iowa@ku.edu).

# ASQ-3 Screenings for Age Eligible Children

Reporting Period: Full Year, 2021-2022



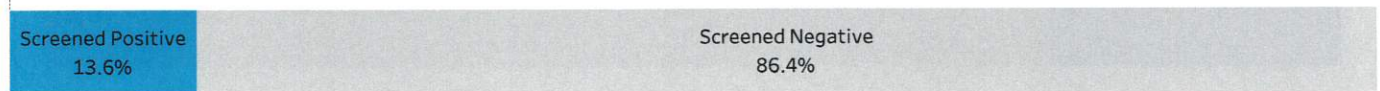
Reporting Year	Reporting Period	Organization Name	Program Name	County	Participants	Target Child?
July 2021 to June 2022	Full Year	All	HOPES-HFI-Woodbury	All	All	All

All age-eligible children	Screened	Screened Positive	Referred
<b>23</b>	<b>22</b>	<b>3</b>	<b>1</b>

Of children who are age-eligible for ASQ-3 screening:



Of children who received ASQ-3 screening:




Of children who screened positive:



If you have questions about this report, please visit <http://daisy.iowa.daiseysolutions.org/> or contact the Iowa DAISEY Help Desk at [daisey.iowa@ku.edu](mailto:daisey.iowa@ku.edu).

# ASQ:SE Screenings for Age Eligible Children

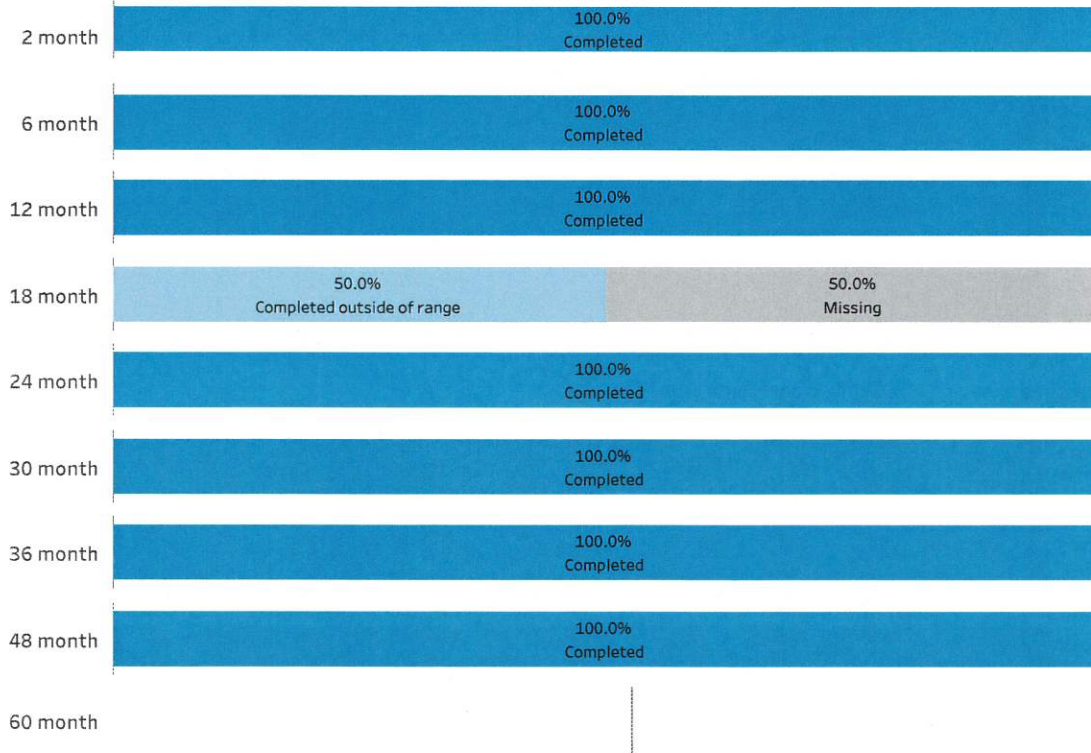
Reporting Period: Full Year, 2021-2022



Reporting Year	Reporting Period	Organization Name	Program Name	County	Participants	Target Child?
July 2021 to June 2022	Full Year	All	HOPES-HFI-Woodbury	All	All	All

Completed   Completed outside of range   Missing

This dashboard includes both ASQ:SE and ASQ:SE-2 assessment forms. Use of the ASQ:SE-2 began on 4/1/19.



This report combines the ASQ:SE and ASQ:SE-2.

If you have questions about this report, please visit <http://daisy.iowa.daiseysolutions.org/> or contact the Iowa DAISEY Help Desk at [daisey.iowa@ku.edu](mailto:daisey.iowa@ku.edu).




# FSSD QMA Report - Life Skills Progression Annual Outcome Measures

Reporting Period: Full Year, 2021-2022




Reporting Year	Reporting Period	Organization Name	Program Name	County	Participants
July 2021 to June 2022	Full Year	All	HOPES-HFI- Woodbury	All	All

## Outcome Measures based on Life Skills Progression (LSP)



## Outcome Measures based on Life Skills Progression (LSP)




Note: ECI & DHS long-term home visiting programs are required to complete the LSP.

If you have questions about this report, please visit <http://daisey.iowa.daiseysolutions.org/> or contact the Iowa DAISEY Help Desk at [daisey.iowa@ku.edu](mailto:daisey.iowa@ku.edu).

# FSSD QMA Report - Protective Factors Survey Annual Outcome Measures

Reporting Period: Full Year, 2021-2022



Reporting Year	Reporting Period	Organization Name	Program Name	County	Participants
July 2021 to June 2022	Full Year	All	HOPES-HFI- Woodbury	All	All

Outcome Measures based on Protective Factors Survey (PFS)

Outcome Measures based on Protective Factors Survey (PFS)


Note: ECI & DHS funded group-based parent education and short-term home visitation are required to complete the PFS.

If you have questions about this report, please visit <http://dalseyiowa.daiseysolutions.org/> or contact the Iowa DAISEY Help Desk at [daisey.iowa@ku.edu](mailto:daisey.iowa@ku.edu).




# FSSD QMA Report - Output Measures

Reporting Period: Full Year, 2021-2022




Reporting Year	Reporting Period	Organization Name	Program Name	County	Participants	Target Child?
July 2021 to June 2022	Full Year	All	Crittendon Center HOPES	All	All	All


## Children & Families Served



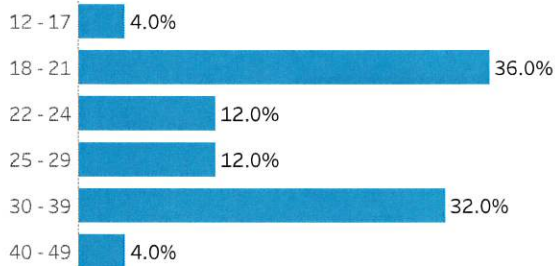
## Services Provided



## Pregnancy Status at Enrollment

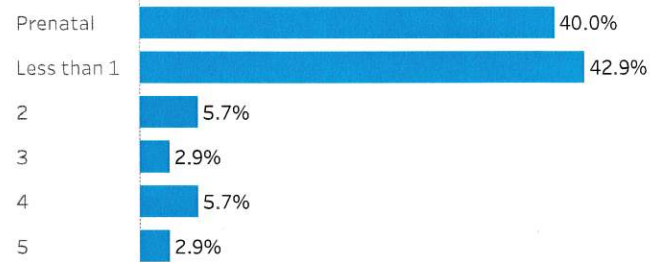


## Mom's Age at Enrollment



Average Age: 26.71


## Child's Age at Enrollment



If you have questions about this report, please visit <http://daiseyiowa.daiseysolutions.org/> or contact the Iowa DAISEY Help Desk at [daisey.iowa@ku.edu](mailto:daisey.iowa@ku.edu).


# Primary Caregiver & Household Demographics

Reporting Period: Full Year, 2021-2022

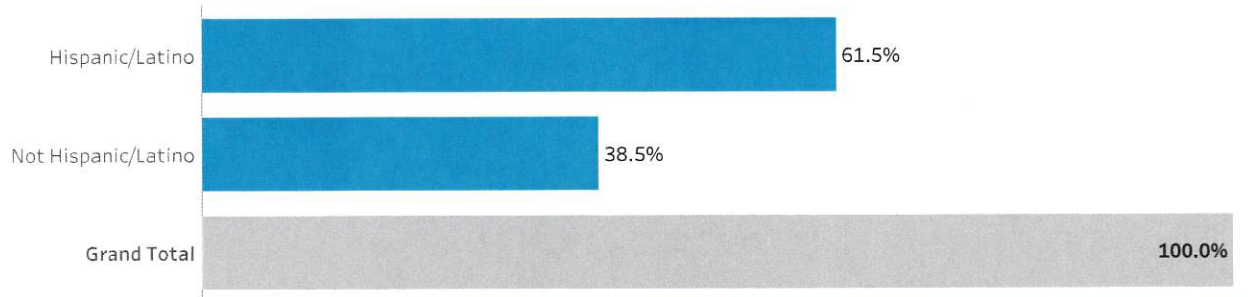


Reporting Year	Reporting Period	Organization Name	Program Name	County	Participants
July 2021 to June 2022	Full Year	All	Crittenton Center HOPES	All	All

## Primary Caregiver Race



## Primary Caregiver Ethnicity




If you have questions about this report, please visit <http://daisy.iowa.daiseysolutions.org/> or contact the Iowa DAISEY Help Desk at [daisey.iowa@ku.edu](mailto:daisey.iowa@ku.edu).



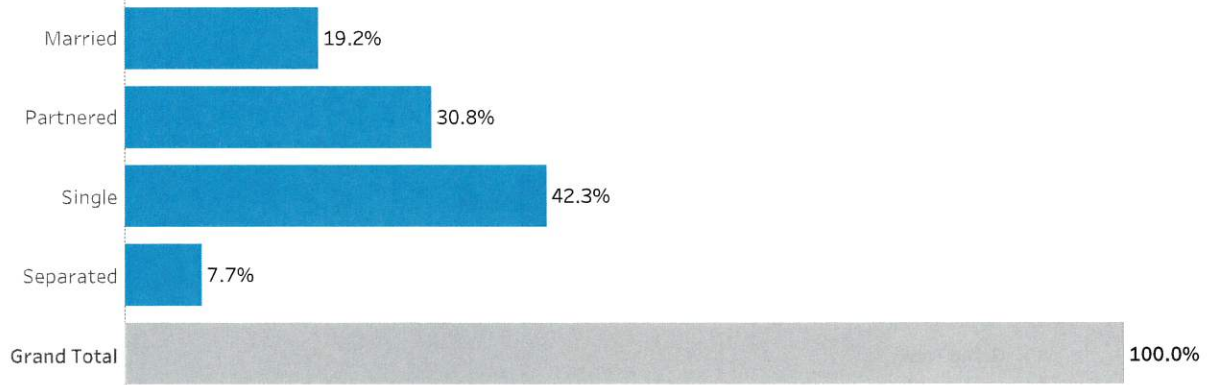
# Primary Caregiver & Household Demographics

Reporting Period: Full Year, 2021-2022

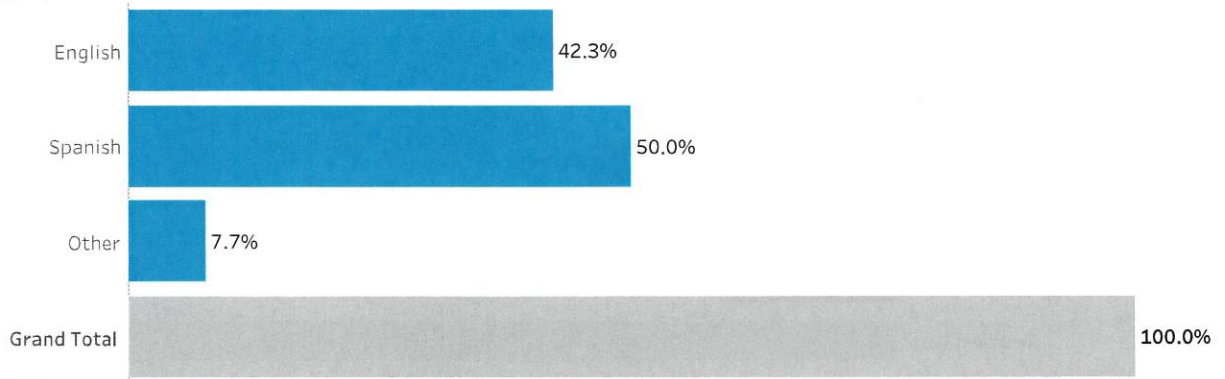


Reporting Year	Reporting Period	Organization Name	Program Name	County	Participants
July 2021 to June 2022	Full Year	All	Crittenton Center HOPES	All	All

## Primary Caregiver Marial Status




## Primary Language Spoken in the Home



If you have questions about this report, please visit <http://daisyiowa.daiseysolutions.org/> or contact the Iowa DAISEY Help Desk at [daisey.iowa@ku.edu](mailto:daisey.iowa@ku.edu).

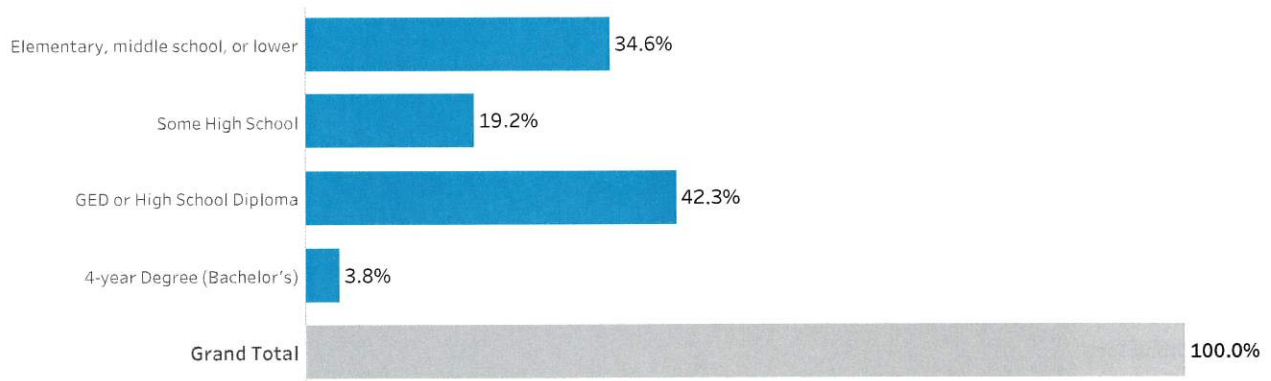
# Primary Caregiver & Household Demographics

Reporting Period: Full Year, 2021-2022

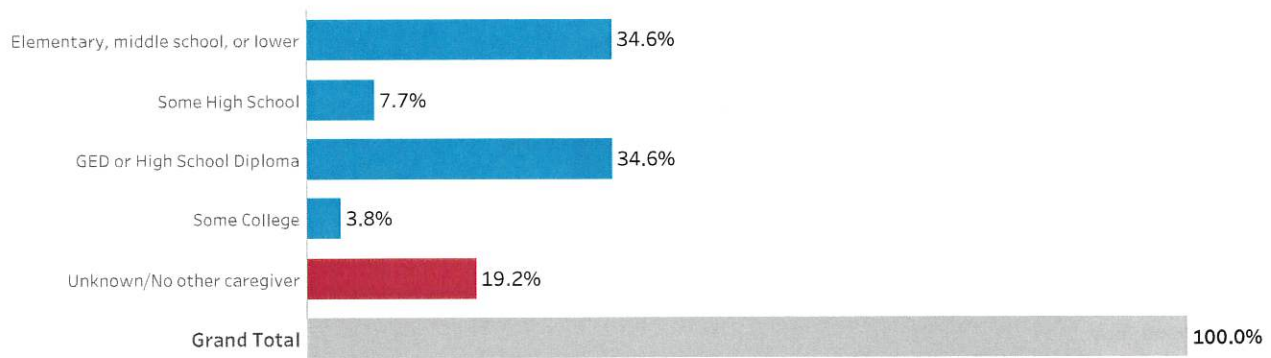


Reporting Year	Reporting Period	Organization Name	Program Name	County	Participants
July 2021 to June 2022	Full Year	All	Crittenton Center HOPES	All	All

## Primary Caregiver Education



## Other Caregiver Education



If you have questions about this report, please visit <http://daisy@iowa.daisysolutions.org/> or contact the Iowa DAISEY Help Desk at [daisy.iowa@ku.edu](mailto:daisy.iowa@ku.edu).

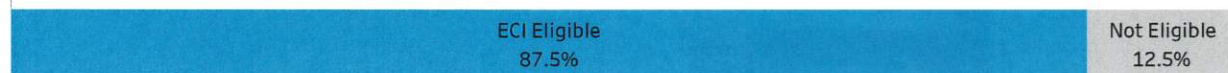
# FSSD QMA Report - Other Demographic Questions

Reporting Period: Full Year, 2021-2022

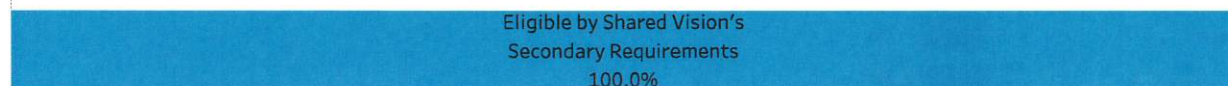


Reporting Year	Reporting Period	Organization Name	Program Name	County	Participants	Target Child?
July 2021 to June 2022	Full Year	All	Crittenton Center HOPES	All	All	All

## Of Families Newly Enrolled This Period:



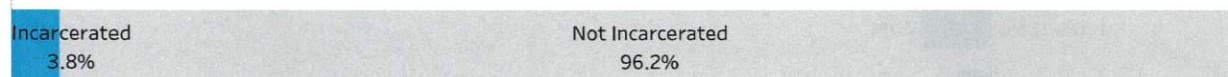
## Of Families Enrolled This Period Who Do Not Meet Shared Vision's Primary Requirement:



## Of Families Enrolled This Period:



## Of Families Served This Period:



## Of Female Primary Caregivers Served This Period:




If you have questions about this report, please visit <http://daisyiowa.daisysolutions.org/> or contact the Iowa DAISEY Help Desk at [daisy.iowa@ku.edu](mailto:daisy.iowa@ku.edu).



# Primary Caregiver & Household Demographics

Reporting Period: Full Year, 2021-2022



Reporting Year	Reporting Period	Organization Name	Program Name	County	Participants
July 2021 to June 2022	Full Year	All	Crittenton Center HOPES	All	All

## Household Size at Enrollment




## Federal Poverty Level at Enrollment



If you have questions about this report, please visit <http://daisey.iowa.daiseysolutions.org/> or contact the Iowa DAISEY Help Desk at [daisey.iowa@ku.edu](mailto:daisey.iowa@ku.edu).

# Edinburgh Postnatal Depression Scale (EPDS) Report

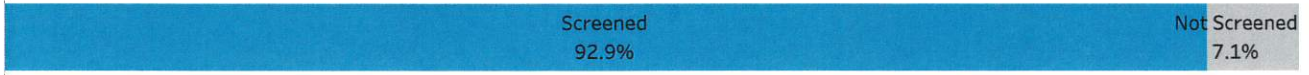
Reporting Period: Full Year, 2021-2022



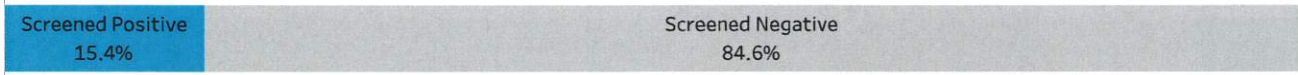
Reporting Year	Reporting Period	Organization Name	Program Name	County	Participants	Target Child?
July 2021 to June 2022	Full Year	All	Crittenton Center HOPES	All	All	All

Mothers (pregnant or with an infant ≤1)	Screened	Screened Positive	Referred	Already in Services
<b>14</b>	<b>13</b>	<b>2</b>	<b>1</b>	<b>1</b>

Of mothers who were pregnant or had an infant <1:



Of mothers screened with the EPDS:



Of mothers with a positive EPDS:



If you have questions about this report, please visit <http://daisey.iowa.daiseysolutions.org/> or contact the Iowa DAISEY Help Desk at [daisey.iowa@ku.edu](mailto:daisey.iowa@ku.edu).

# ASQ-3 Screenings for Age Eligible Children

Reporting Period: Full Year, 2021-2022



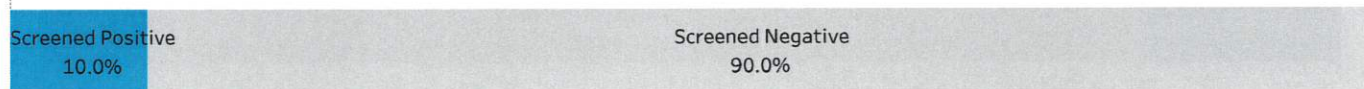
Reporting Year	Reporting Period	Organization Name	Program Name	County	Participants	Target Child?
July 2021 to June 2022	Full Year	All	Crittenton Center HOPES	All	All	All

All age-eligible children	Screened	Screened Positive	Referred
<b>32</b>	<b>10</b>	<b>1</b>	<b>0</b>

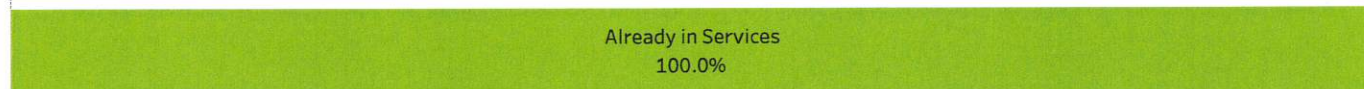
Of children who are age-eligible for ASQ-3 screening:



Of children who received ASQ-3 screening:




Of children who screened positive:



If you have questions about this report, please visit <http://daisy.iowa.daiseysolutions.org/> or contact the Iowa DAISEY Help Desk at [daisy.iowa@ku.edu](mailto:daisy.iowa@ku.edu).

# ASQ:SE Screenings for Age Eligible Children

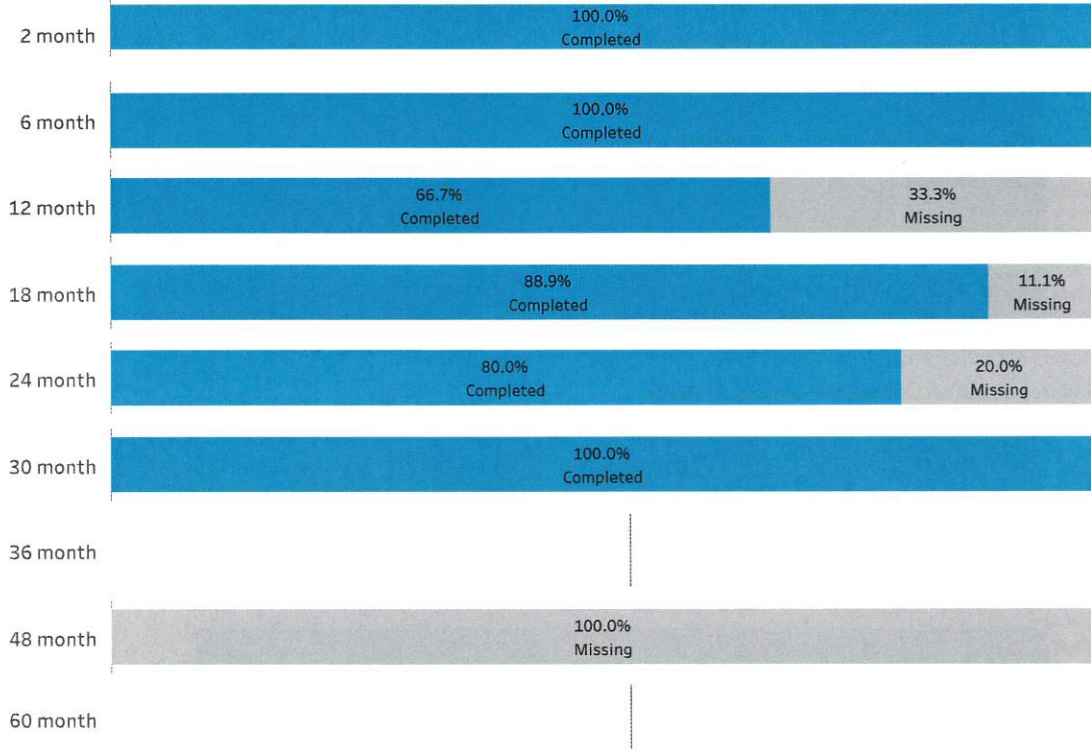
Reporting Period: Full Year, 2021-2022



Reporting Year	Reporting Period	Organization Name	Program Name	County	Participants	Target Child?
July 2021 to June 2022	Full Year	All	Crittenton Center HOPES	All	All	All

Completed Completed outside of range Missing

This dashboard includes both ASQ:SE and ASQ:SE-2 assessment forms. Use of the ASQ:SE-2 began on 4/1/19.




This report combines the ASQ:SE and ASQ:SE-2.

If you have questions about this report, please visit <http://daisey.iowa.daiseysolutions.org/> or contact the Iowa DAISEY Help Desk at [daisey.iowa@ku.edu](mailto:daisey.iowa@ku.edu).




# FSSD QMA Report - Life Skills Progression Annual Outcome Measures

Reporting Period: Full Year, 2021-2022




Reporting Year	Reporting Period	Organization Name	Program Name	County	Participants
July 2021 to June 2022	Full Year	All	Crittendon Center HOPES	All	All

## Outcome Measures based on Life Skills Progression (LSP)



## Outcome Measures based on Life Skills Progression (LSP)




Note: ECI & DHS long-term home visiting programs are required to complete the LSP.

If you have questions about this report, please visit <http://daisey.iowa.daiseysolutions.org/> or contact the Iowa DAISEY Help Desk at [daisey.iowa@ku.edu](mailto:daisey.iowa@ku.edu).

# FSSD QMA Report - Protective Factors Survey Annual Outcome Measures

Reporting Period: Full Year, 2021-2022



Reporting Year	Reporting Period	Organization Name	Program Name	County	Participants
July 2021 to June 2022	Full Year	All	Crittenton Center HOPES	All	All

Outcome Measures based on Protective Factors Survey (PFS)

Outcome Measures based on Protective Factors Survey (PFS)


Note: ECI & DHS funded group-based parent education and short-term home visitation are required to complete the PFS.

If you have questions about this report, please visit <http://daisyiowa.daiseysolutions.org/> or contact the Iowa DAISEY Help Desk at [daisey.iowa@ku.edu](mailto:daisey.iowa@ku.edu).



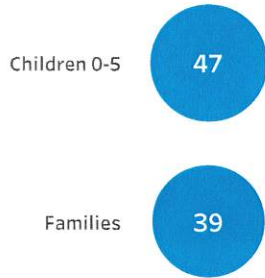
FSSD QMA Report - Output Measures  
Reporting Period: Full Year, 2021-2022

SDHD HOPES

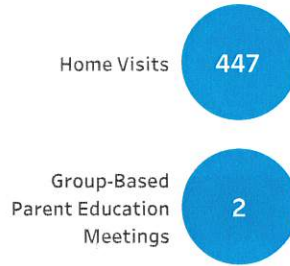


Reporting Year	Reporting Period	Organization Name	Program Name	County	Participants	Target Child?
July 2021 to June 2022	Full Year	All	All	Multiple values	All	All

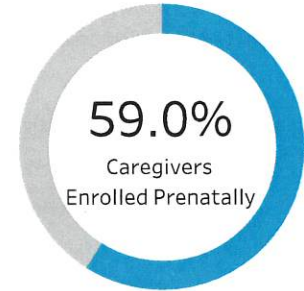
Children & Families Served



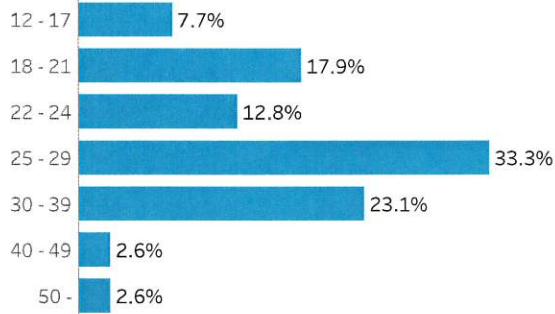
Services Provided



Pregnancy Status at Enrollment

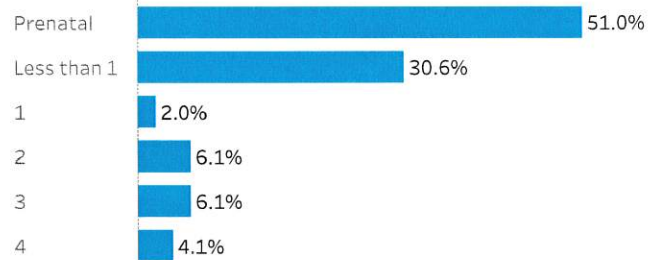


Mom's Age at Enrollment



Average Age: 27.07


Child's Age at Enrollment






# Primary Caregiver & Household Demographics

Reporting Period: Full Year, 2021-2022

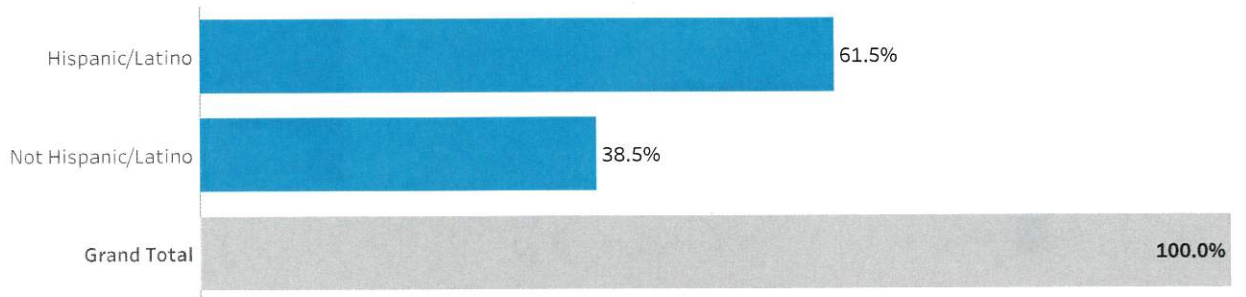


Reporting Year	Reporting Period	Organization Name	Program Name	County	Participants
July 2021 to June 2022	Full Year	All	All	Multiple values	All

## Primary Caregiver Race




## Primary Caregiver Ethnicity



If you have questions about this report, please visit <http://daisey.iowa.daiseysolutions.org/> or contact the Iowa DAISEY Help Desk at [daisey.iowa@ku.edu](mailto:daisey.iowa@ku.edu).

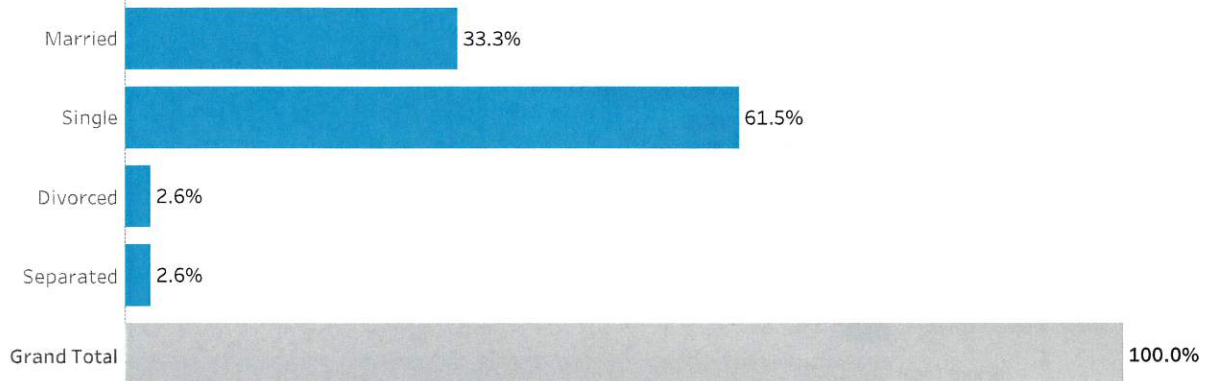
# Primary Caregiver & Household Demographics

Reporting Period: Full Year, 2021-2022

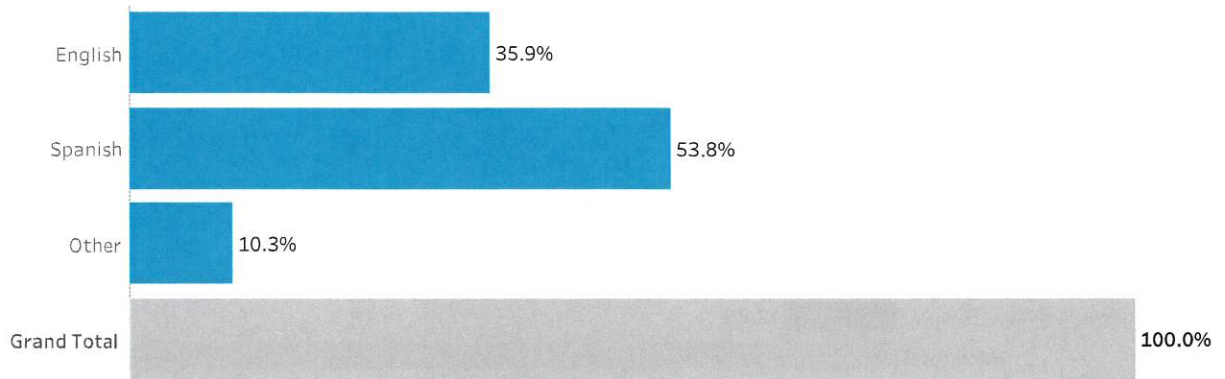


Reporting Year	Reporting Period	Organization Name	Program Name	County	Participants
July 2021 to June 2022	Full Year	All	All	Multiple values	All

## Primary Caregiver Marial Status




## Primary Language Spoken in the Home



If you have questions about this report, please visit <http://daisy.iowa.daisysolutions.org/> or contact the Iowa DAISEY Help Desk at [daisy.iowa@ku.edu](mailto:daisy.iowa@ku.edu).

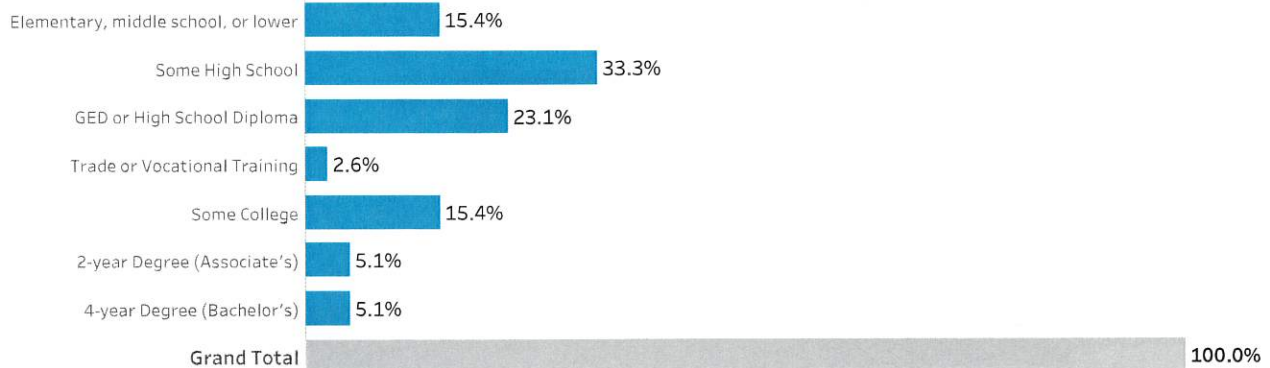
# Primary Caregiver & Household Demographics

Reporting Period: Full Year, 2021-2022

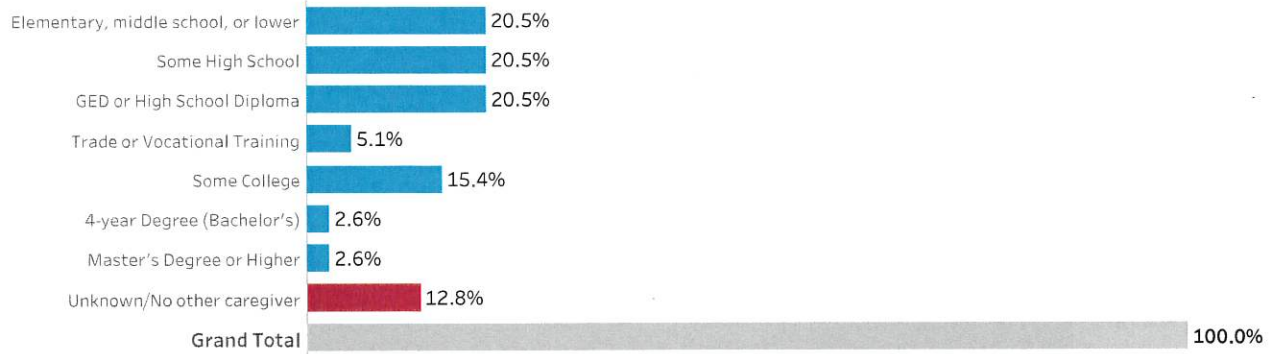


Reporting Year	Reporting Period	Organization Name	Program Name	County	Participants
July 2021 to June 2022	Full Year	All	All	Multiple values	All

## Primary Caregiver Education




## Other Caregiver Education



If you have questions about this report, please visit <http://daisey.iowa.daiseysolutions.org/> or contact the Iowa DAISEY Help Desk at [daisey.iowa@ku.edu](mailto:daisey.iowa@ku.edu).

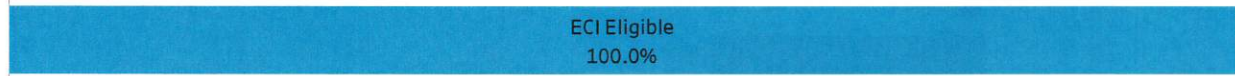
# FSSD QMA Report - Other Demographic Questions

Reporting Period: Full Year, 2021-2022

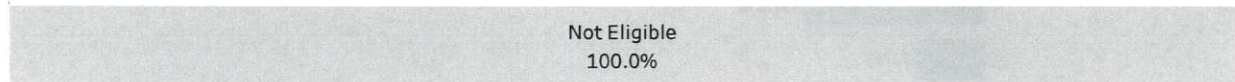


Reporting Year	Reporting Period	Organization Name	Program Name	County	Participants	Target Child?
July 2021 to June 2022	Full Year	All	All	Multiple values	All	All

Of Families Newly Enrolled This Period:



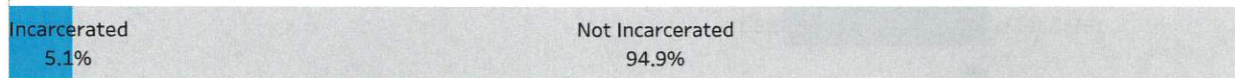
Of Families Enrolled This Period Who Do Not Meet Shared Vision's Primary Requirement:



Of Families Enrolled This Period:



Of Families Served This Period:



Of Female Primary Caregivers Served This Period:




If you have questions about this report, please visit <http://daiseyiowa.daiseysolutions.org/> or contact the Iowa DAISEY Help Desk at [daisey.iowa@ku.edu](mailto:daisey.iowa@ku.edu).



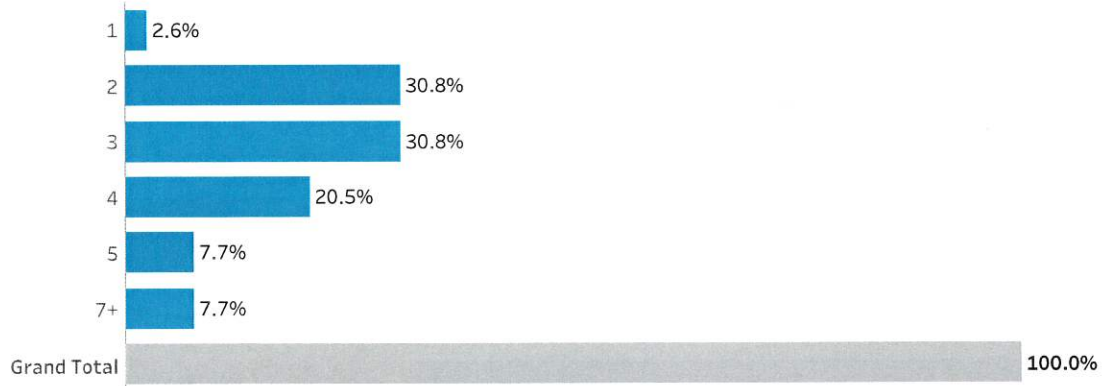
# Primary Caregiver & Household Demographics

Reporting Period: Full Year, 2021-2022

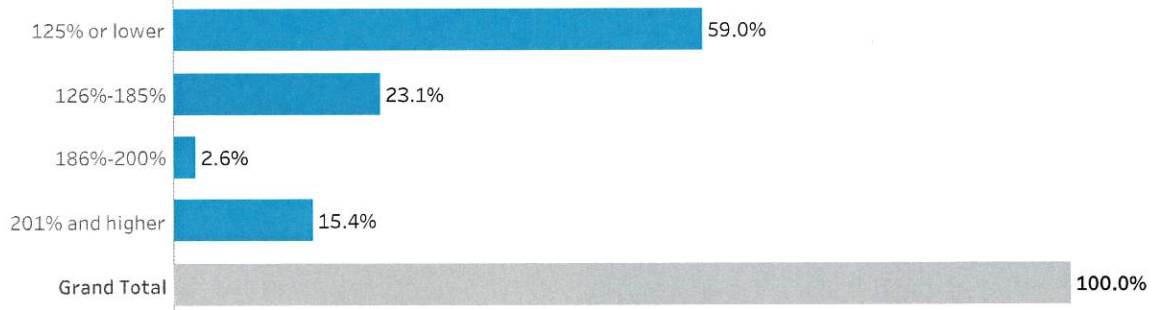


Reporting Year	Reporting Period	Organization Name	Program Name	County	Participants
July 2021 to June 2022	Full Year	All	All	Multiple values	All

## Household Size at Enrollment




## Federal Poverty Level at Enrollment



If you have questions about this report, please visit <http://daisy.iowa.daisysolutions.org/> or contact the Iowa DAISEY Help Desk at [daisy.iowa@ku.edu](mailto:daisy.iowa@ku.edu).

# Edinburgh Postnatal Depression Scale (EPDS) Report

Reporting Period: Full Year, 2021-2022



Reporting Year	Reporting Period	Organization Name	Program Name	County	Participants	Target Child?
July 2021 to June 2022	Full Year	All	All	Multiple values	All	All

Mothers (pregnant or with an infant ≤1)	Screened	Screened Positive	Referred	Already in Services
<b>24</b>	<b>17</b>	<b>5</b>	<b>3</b>	<b>2</b>

Of mothers who were pregnant or had an infant <1:



Of mothers screened with the EPDS:




Of mothers with a positive EPDS:



If you have questions about this report, please visit <http://daisey.iowa.daiseysolutions.org/> or contact the Iowa DAISEY Help Desk at [daisey.iowa@ku.edu](mailto:daisey.iowa@ku.edu).

# ASQ-3 Screenings for Age Eligible Children

Reporting Period: Full Year, 2021-2022



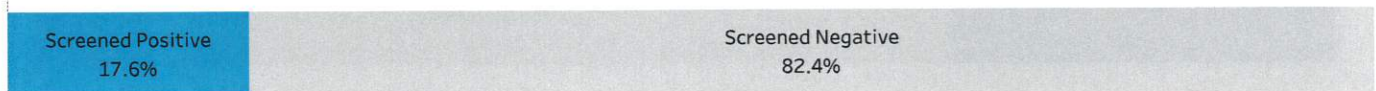
Reporting Year	Reporting Period	Organization Name	Program Name	County	Participants	Target Child?
July 2021 to June 2022	Full Year	All	All	Multiple values	All	All

All age-eligible children	Screened	Screened Positive	Referred
<b>45</b>	<b>34</b>	<b>6</b>	<b>4</b>

Of children who are age-eligible for ASQ-3 screening:



Of children who received ASQ-3 screening:



Of children who screened positive:




If you have questions about this report, please visit <http://daisy.iowa.daiseysolutions.org/> or contact the Iowa DAISEY Help Desk at [daisy.iowa@ku.edu](mailto:daisy.iowa@ku.edu).



# ASQ:SE Screenings for Age Eligible Children

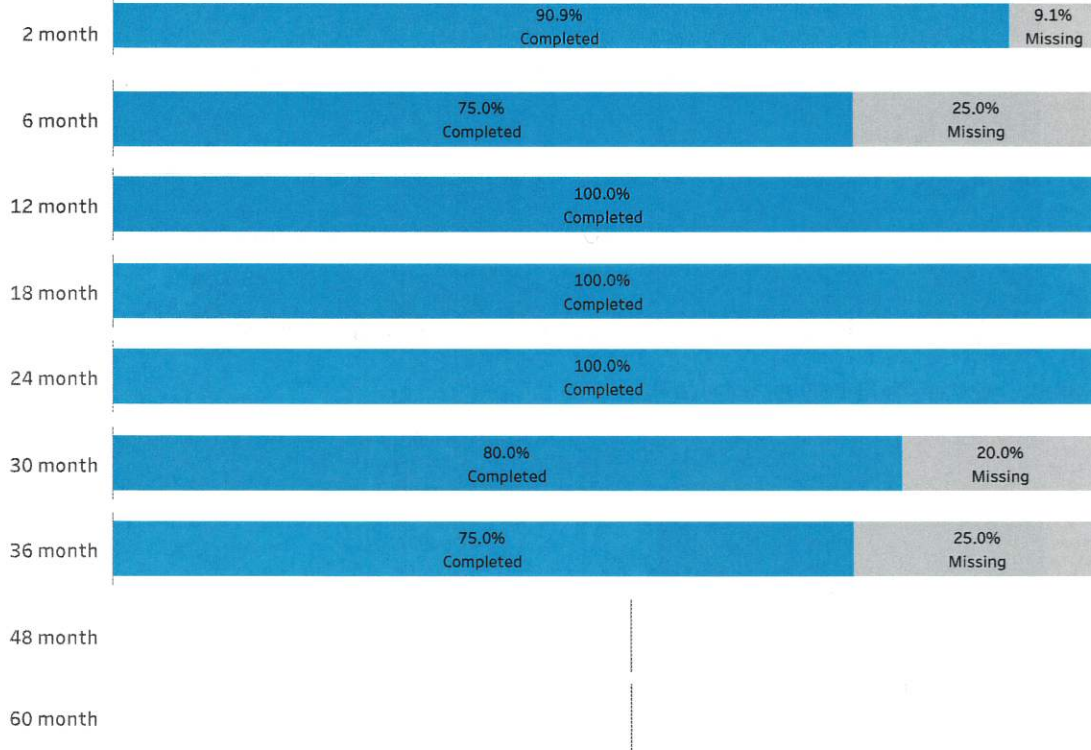
Reporting Period: Full Year, 2021-2022



Reporting Year	Reporting Period	Organization Name	Program Name	County	Participants	Target Child?
July 2021 to June 2022	Full Year	All	All	Multiple values	All	All

Completed   Completed outside of range   Missing

This dashboard includes both ASQ:SE and ASQ:SE-2 assessment forms. Use of the ASQ:SE-2 began on 4/1/19.



This report combines the ASQ:SE and ASQ:SE-2. If you have questions about this report, please visit <http://daisey.iowa.daiseysolutions.org/> or contact the Iowa DAISEY Help Desk at [daisey.iowa@ku.edu](mailto:daisey.iowa@ku.edu).


# FSSD QMA Report - Life Skills Progression Annual Outcome Measures

Reporting Period: Full Year, 2021-2022

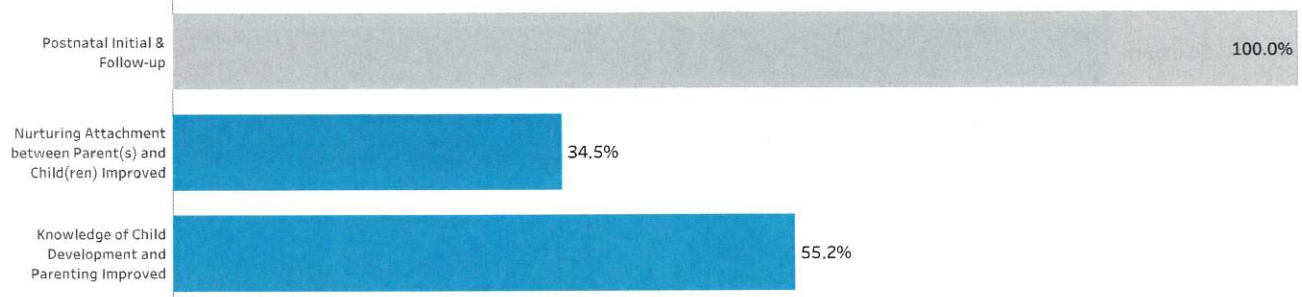


Reporting Year	Reporting Period	Organization Name	Program Name	County	Participants
July 2021 to June 2022	Full Year	All	All	Multiple values	All

## Outcome Measures based on Life Skills Progression (LSP)



## Outcome Measures based on Life Skills Progression (LSP)




Note: ECI & DHS long-term home visiting programs are required to complete the LSP.

If you have questions about this report, please visit <http://daisy.iowa.daisysolutions.org/> or contact the Iowa DAISEY Help Desk at [daisy.iowa@ku.edu](mailto:daisy.iowa@ku.edu).

# FSSD QMA Report - Protective Factors Survey Annual Outcome Measures

Reporting Period: Full Year, 2021-2022



Reporting Year	Reporting Period	Organization Name	Program Name	County	Participants
July 2021 to June 2022	Full Year	All	All	Multiple values	All

Outcome Measures based on Protective Factors Survey (PFS)

Outcome Measures based on Protective Factors Survey (PFS)


Note: ECI & DHS funded group-based parent education and short-term home visitation are required to complete the PFS.

If you have questions about this report, please visit <http://daisey.iowa.daiseysolutions.org/> or contact the Iowa DAISEY Help Desk at [daisey.iowa@ku.edu](mailto:daisey.iowa@ku.edu).




# FSSD QMA Report - Output Measures

Reporting Period: Full Year, 2021-2022

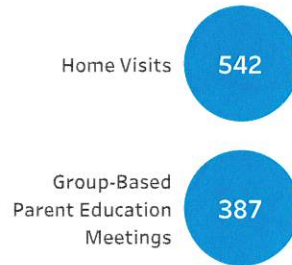


Reporting Year	Reporting Period	Organization Name	Program Name	County	Participants	Target Child?
July 2021 to June 2022	Full Year	All	Resource Center	Multiple values	All	All

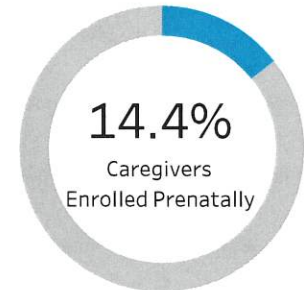
## Children & Families Served



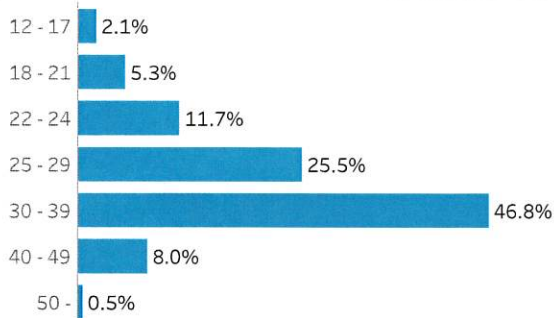
## Services Provided



## Pregnancy Status at Enrollment

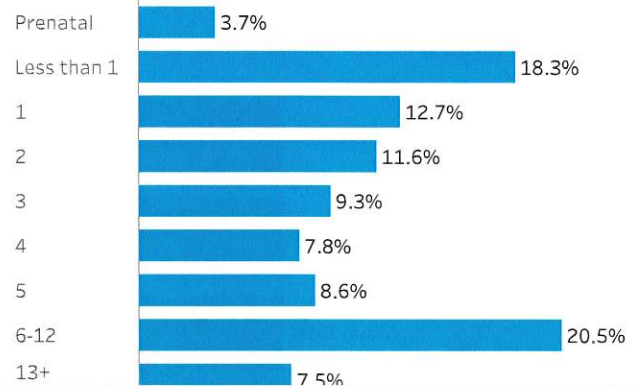


## Mom's Age at Enrollment



Average Age: 31.15

## Child's Age at Enrollment




If you have questions about this report, please visit <http://daisey.iowa.daiseysolutions.org/> or contact the Iowa DAISEY Help Desk at [daisey.iowa@ku.edu](mailto:daisey.iowa@ku.edu).



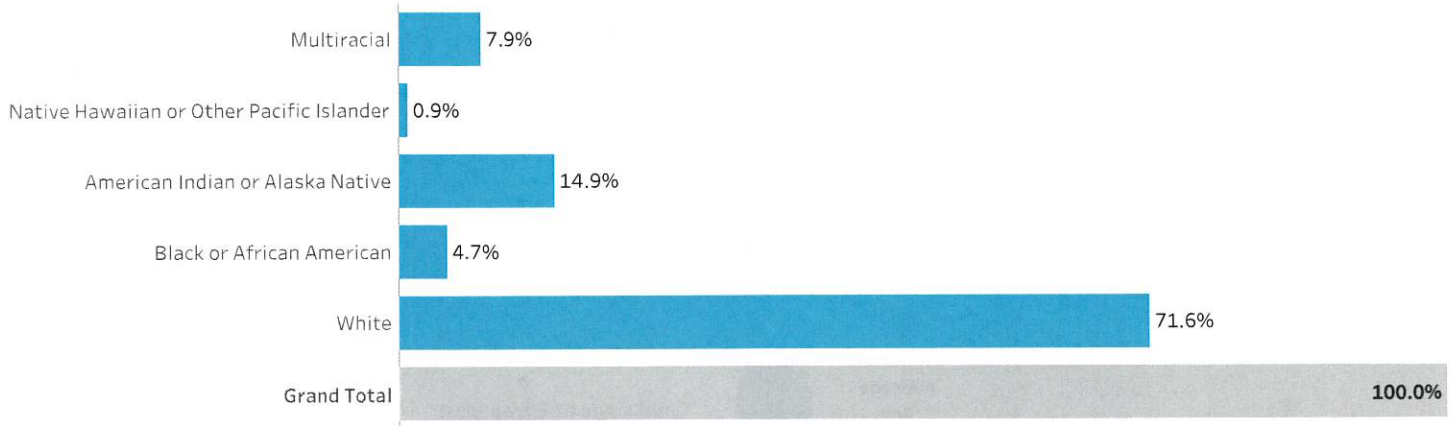
# Primary Caregiver & Household Demographics

Reporting Period: Full Year, 2021-2022

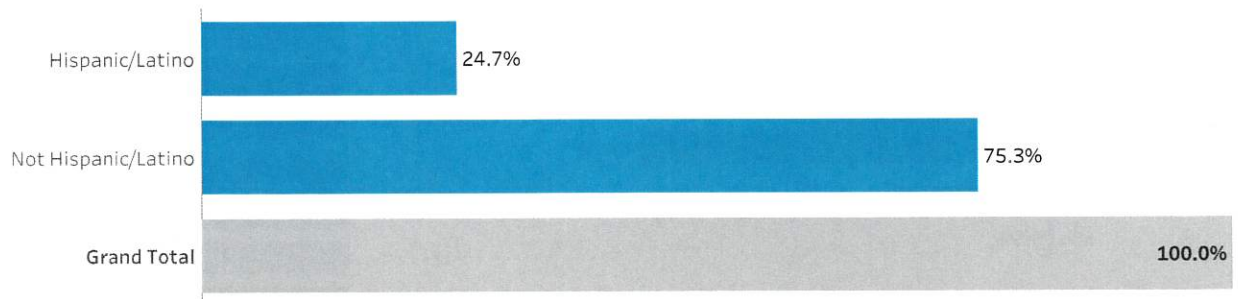


Reporting Year	Reporting Period	Organization Name	Program Name	County	Participants
July 2021 to June 2022	Full Year	All	Resource Center	Multiple values	All

## Primary Caregiver Race




## Primary Caregiver Ethnicity



If you have questions about this report, please visit <https://daisy.iowa.edu/solutions.org/> or contact the Iowa DAISEY Help Desk at [daisy.iowa@ku.edu](mailto:daisy.iowa@ku.edu).

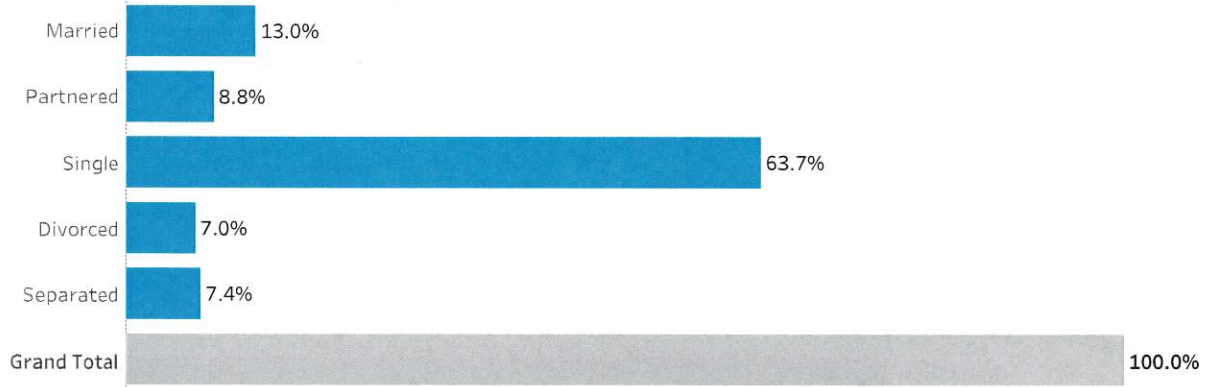
# Primary Caregiver & Household Demographics

Reporting Period: Full Year, 2021-2022



Reporting Year	Reporting Period	Organization Name	Program Name	County	Participants
July 2021 to June 2022	Full Year	All	Resource Center	Multiple values	All

## Primary Caregiver Marial Status



## Primary Langaue Spoken in the Home




If you have questions about this report, please visit <http://daisyiowa.daiseyolutions.org/> or contact the Iowa DAISEY Help Desk at [daisy.iowa@ku.edu](mailto:daisy.iowa@ku.edu).



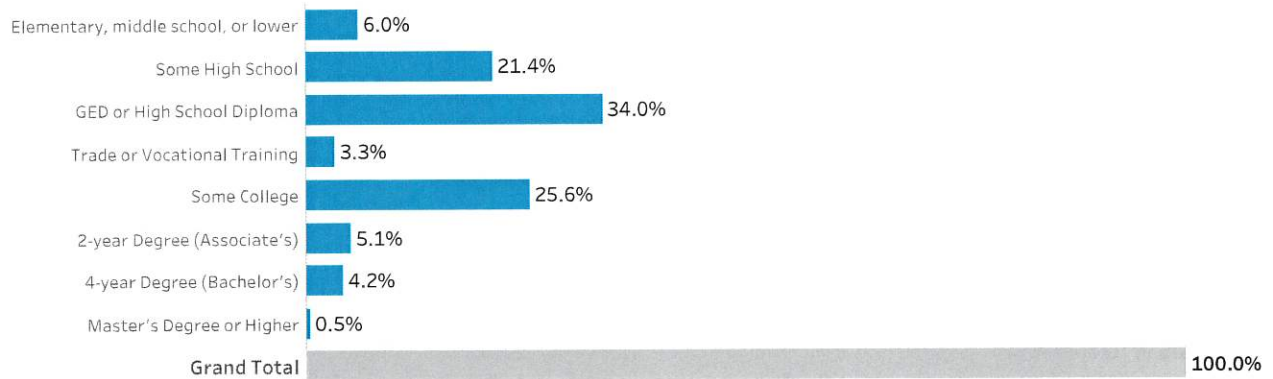
# Primary Caregiver & Household Demographics

Reporting Period: Full Year, 2021-2022



Reporting Year	Reporting Period	Organization Name	Program Name	County	Participants
July 2021 to June 2022	Full Year	All	Resource Center	Multiple values	All

## Primary Caregiver Education



## Other Caregiver Education



If you have questions about this report, please visit <http://daisy.iowa.daisysolutions.org/> or contact the Iowa DAISEY Help Desk at [daisy.iowa@ku.edu](mailto:daisy.iowa@ku.edu).

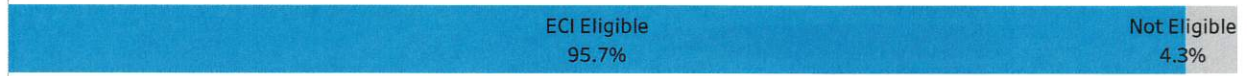
# FSSD QMA Report - Other Demographic Questions

Reporting Period: Full Year, 2021-2022

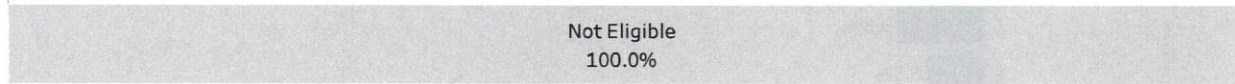


Reporting Year	Reporting Period	Organization Name	Program Name	County	Participants	Target Child?
July 2021 to June 2022	Full Year	All	Resource Center	Multiple values	All	All

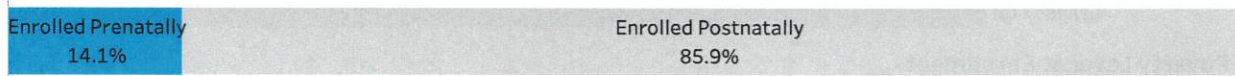
Of Families Newly Enrolled This Period:



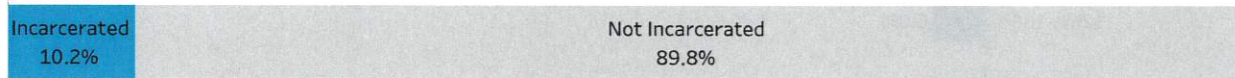
Of Families Enrolled This Period Who Do Not Meet Shared Vision's Primary Requirement:



Of Families Enrolled This Period:



Of Families Served This Period:




Of Female Primary Caregivers Served This Period:



If you have questions about this report, please visit <http://daiseyiowa.daiseysolutions.org/> or contact the Iowa DAISEY Help Desk at [daisey.iowa@ku.edu](mailto:daisey.iowa@ku.edu).

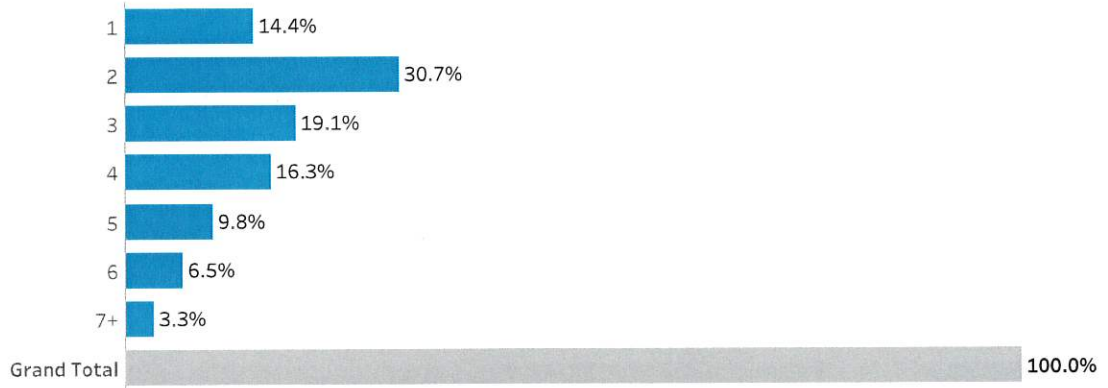
# Primary Caregiver & Household Demographics

Reporting Period: Full Year, 2021-2022




Reporting Year	Reporting Period	Organization Name	Program Name	County	Participants
July 2021 to June 2022	Full Year	All	Resource Center	Multiple values	All

## Household Size at Enrollment



## Federal Poverty Level at Enrollment



If you have questions about this report, please visit <http://daisey.iowa.daiseysolutions.org/> or contact the Iowa DAISEY Help Desk at [daisey.iowa@ku.edu](mailto:daisey.iowa@ku.edu).

# Edinburgh Postnatal Depression Scale (EPDS) Report

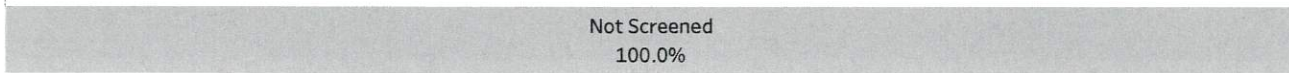
Reporting Period: Full Year, 2021-2022



Reporting Year	Reporting Period	Organization Name	Program Name	County	Participants	Target Child?
July 2021 to June 2022	Full Year	All	Resource Center	Multiple values	All	All

Mothers (pregnant or with an infant ≤1)	Screened	Screened Positive	Referred	Already in Services
91	0	0	0	0

Of mothers who were pregnant or had an infant <1:



Of mothers screened with the EPDS:




Of mothers with a positive EPDS:





# ASQ-3 Screenings for Age Eligible Children

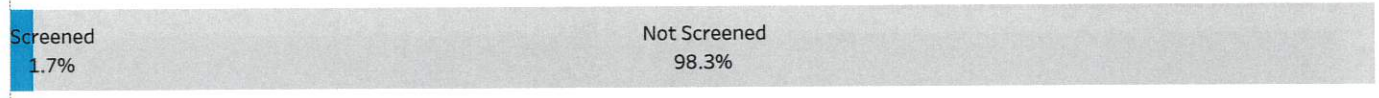
Reporting Period: Full Year, 2021-2022



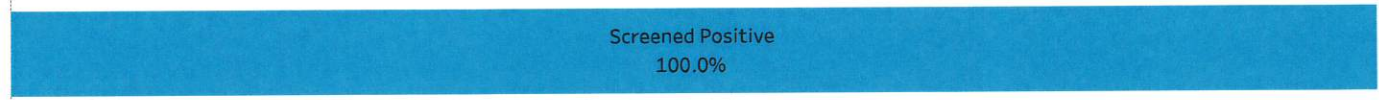
Reporting Year	Reporting Period	Organization Name	Program Name	County	Participants	Target Child?
July 2021 to June 2022	Full Year	All	Resource Center	Multiple values	All	All

All age-eligible children	Screened	Screened Positive	Referred
177	3	3	1

Of children who are age-eligible for ASQ-3 screening:



Of children who received ASQ-3 screening:




Of children who screened positive:



If you have questions about this report, please visit <http://daisey.iowa.daiseysolutions.org/> or contact the Iowa DAISEY Help Desk at [daisey.iowa@ku.edu](mailto:daisey.iowa@ku.edu).

# ASQ:SE Screenings for Age Eligible Children


Reporting Period: Full Year, 2021-2022



Reporting Year	Reporting Period	Organization Name	Program Name	County	Participants	Target Child?
July 2021 to June 2022	Full Year	All	Resource Center	Multiple values	All	All

Completed   Completed outside of range   Missing


This dashboard includes both ASQ:SE and ASQ:SE-2 assessment forms. Use of the ASQ:SE-2 began on 4/1/19.



This report combines the ASQ:SE and ASQ:SE-2.  
 If you have questions about this report, please visit <http://daiseyiowa.daiseysolutions.org/> or contact the Iowa DAISEY Help Desk at [daisey.iowa@ku.edu](mailto:daisey.iowa@ku.edu).

# FSSD QMA Report - Life Skills Progression Annual Outcome Measures

Reporting Period: Full Year, 2021-2022



Reporting Year	Reporting Period	Organization Name	Program Name	County	Participants
July 2021 to June 2022	Full Year	All	Resource Center	Multiple values	All

Outcome Measures based on Life Skills Progression (LSP)

Outcome Measures based on Life Skills Progression (LSP)

Note: ECI & DHS long-term home visiting programs are required to complete the LSP.

If you have questions about this report, please visit <http://daisy.iowa.daiseysolutions.org/> or contact the Iowa DAISEY Help Desk at [daisey.iowa@ku.edu](mailto:daisey.iowa@ku.edu).



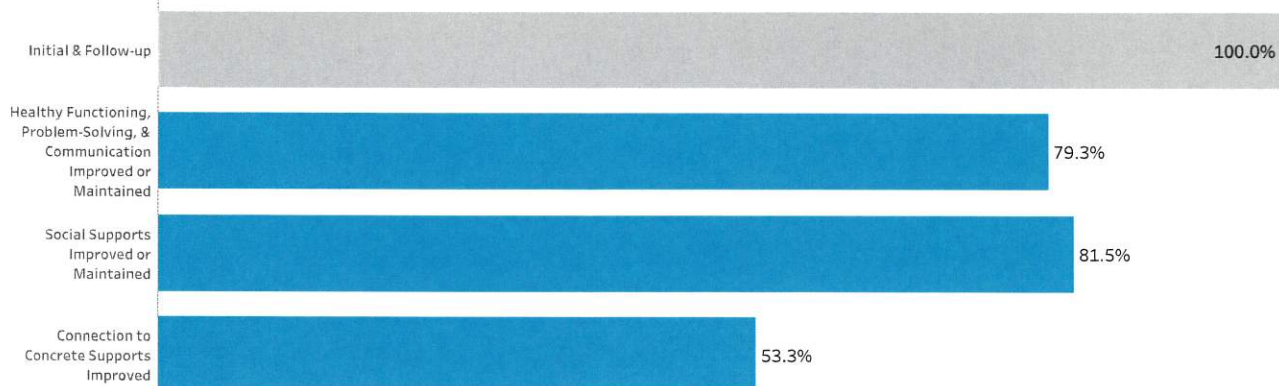
# FSSD QMA Report - Protective Factors Survey Annual Outcome Measures

Reporting Period: Full Year, 2021-2022

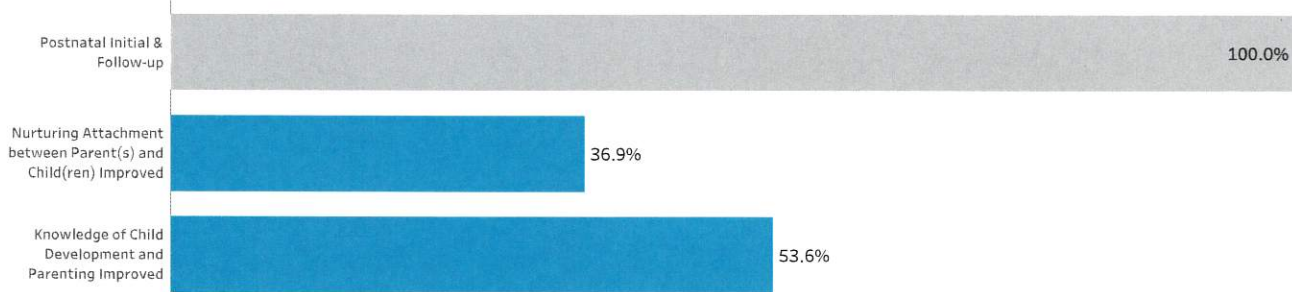


Reporting Year	Reporting Period	Organization Name	Program Name	County	Participants
July 2021 to June 2022	Full Year	All	Resource Center	Multiple values	All

## Outcome Measures based on Protective Factors Survey (PFS)



## Outcome Measures based on Protective Factors Survey (PFS)



Note: ECI & DHS funded group-based parent education and short-term home visitation are required to complete the PFS.

If you have questions about this report, please visit <http://daiseyiowa.daiseysolutions.org/> or contact the Iowa DAISEY Help Desk at [daisey.iowa@ku.edu](mailto:daisey.iowa@ku.edu).

