

## **ANNUAL REPORT FISCAL YEAR 2019 (7/1/18 – 6/30/19)**

Our Mission: SHIP provides leadership in response to identified community needs and collaboratively provides for the delivery of health, human services, education and public safety in Siouxland.

Early Childhood Vision: Every child, beginning at birth, will be healthy and successful.

### **Preschool and Early Learning**

- \* SHIP's Early Childhood Iowa funds helped 63 children aged 0-5, from 61 low-income families, gain access to 12 high quality preschool and child care programs through scholarship assistance
- \* The average cost per scholarship was \$248.57
- \* 87% of these children displayed age appropriate skills by the end of the year

### **Family Support Programs**

- \* SHIP's Early Childhood Iowa funds served 376 children aged 0-5 from 346 at-risk families through 5 family support programs (4 of which are nationally accredited, 1 of which is a state-accredited Family Resource Center)
- \* 3,152 home visits were provided to the families and children that these programs serve.

## **Stories of Success**

"Mel and Nettie are 11-month-old twin girls who entered child care at our center earlier this year. Upon admission, they were both non-mobile and non-verbal. When they came to the center from a foster care placement, they both had head lice which had caused open sores on their heads. With the support and assistance of the staff within the WCC treatment program, as well as the child care staff, their mother treated the head lice and combed out their hair twice daily until the girls were lice free and the sores on their little heads had healed. Within the center, we started by doing an Ages & Stages 3 questionnaire on both toddlers. They both scored in the bottom range so a referral to AEA was made by the center staff. AEA completed further assessment and ultimately agreed with our previous testing. Child care staff were given intervention activities to implement in order to move the toddlers towards crawling and then walking. Their mother was encouraged to have the girls spend as much time as possible practicing taking steps and did this with each girl many times throughout each day the child care staff also worked with them during playtime and outdoor time daily and they started crawling to reach toys. They were initially unable to feed themselves or pick up food and bring it to their mouth. Staff sat and ate with them daily until they began eating on their own. We introduced them to the use of utensils and with practice they became quite good at using them. They both started taking steps on their own after 6 weeks and eventually began walking without crawling. We read a lot of books and sang with them and they began saying words and repeating what staff said to them. They became very sociable with other toddlers and learned to follow daily routine and schedules. They were in our care for four months. The ASQ3 questionnaire was repeated before their dismissal. They scored very high for the second screening and had moved into the average developmental range for their age." Jackson Recovery Center Little Inspirations Child Care

## Services, programs and activities we support:

- \* Quality Preschool and Child Care Scholarships to Low-Income Families
- \* On-site Quality Child Care Center for Teenage Parents obtaining a High School Diploma
- \* On-site Quality Child Care Center for Women in Drug/Alcohol treatment and Housing
- \* Evidence-Based, Nationally Accredited In-Home Family Support Programs for At-Risk families
- \* Full-time I-Smile Oral Health Collaborative Program to Provide Screenings, Referrals, and Fluoride Varnishes to Children aged 0-5
- \* State-Accredited Family Resource Center with In-Home Visits and Parenting Classes
- \* Annual Kids Fest Health Fair for Ida County Children & Families
- \* Western Iowa Tech Community College Early Childhood Education Scholarships for Child Care Providers working in Ida or Woodbury County
- \* Child Care WAGE\$® program awards education-based salary supplements to early childhood professionals.
- \* 3-Year-Old Preschool Classroom for families living in Ida County
- \* Investment Program to support child care businesses in Ida and Woodbury Counties

## Oral Health & Developmental Delay Screenings

SHIP's Early Childhood Iowa funds have supported the Oral Health Program at Siouxland District Health Department since SHIP was designated an Early Childhood Iowa area in 1999. Now called the I-Smile Oral Health Program, the program provides dental screenings and fluoride varnishes, as well as dental health education to children 0-5 at child care centers, preschools, and kindergarten registrations in Woodbury County. This year, 1,460 children were served. Of those 1,460, nearly 251 needed follow-up dental care. 31% of those children needing treatment were later verified to have received treatment by a dentist. 83% of the children screened were cavity-free. Additionally, 2,049 were educated. The total average cost for these screenings is very low: only \$53.30 per child.

The Early Childhood Iowa Committees mandated the all children in centers receiving ECI funds, would be screened for developmental delays using the Ages and Stages Questionnaire. 957 total children were screened, 91% of all children served in all 14 programs. 57 of the children screened were referred on for critical services including; AEA, mental health, head start, medical specialists, dentists, ophthalmologists, audiologists, family health practitioners, and Individual Education Plans.

Siouxland Human Investment Partnership is committed to increasing the quality and accessibility of services for families with young children. SHIP has been able to do this through collaboration with dozens of quality Early Childhood Programs including:



## Community Plan Updates in SFY'2019

Name of Early Childhood Area: Siouxland Human Investment Partnership

Iowa Code chapter 256I requires that local ECIA boards report progress toward and achievement of desired results identified in the Community Plan.

Provide a narrative of the ECIA's progress in the last year towards the priorities and strategies identified in the most recent Community Plan. Success and/or challenges to meeting the ECIA goals may also be included.

Developmental Delays Screenings: The sixth indicator under the Healthy Children Priority - *% of children screened for developmental delays that are referred on for additional services* was fully developed by the end of fiscal year 2017 and contractually mandated on all fiscal year 2018 contracts. The sub-committee established screenings, re-screens, screening tools, who scores, referrals, target population for program pilot, training of screeners, and monitoring by Child Care Nurse Consultant. The Ages and Stages Questionnaire was selected by the sub-committee to fulfill the required outcomes and measurements for developmental delay screens. ASQ screens began in the fall of 2017 (fiscal year 2018) mandating that all centers receiving ECI funds would screen every child attending their center (both scholarship and non-scholarship children). FY2019 outcomes were recorded in the providers' mid-year and annual reports. 65 scholarship children and 892 non-scholarship children were screened. 9 scholarship children and 48 non-scholarship children were referred to AEA, Mental Health, Head Start, Medical Specialists, Dental Care, Eye Doctors, Audiologists, Family Physicians, and IEPs. Only 2 scholarship parents and 0 non-scholarship parents refused the referrals proving that ECI dollars can go a lot further than just scholarship families when the community works together.

Lectio Institute: The 4<sup>th</sup> indicator under Accessible, Affordable Quality Preschool - *% of preschoolers ready for Kindergarten* - SHIP, Siouxland Community Foundation, Sioux City Community School District (SCCSD), Siouxland District Health Department, and the Comprehensive Strategy Council members attended the 2017 (FY18) and the 2018 (FY19) Lectio Institute to gain knowledge to guide community stakeholders through a comprehensive analysis of our literacy programs and services, to focus our goals, design, desired outcomes, and resource allocations. The ultimate goal is to achieve Grade Level by Eight with a 3 Prong Approach: Early Literacy, Chronic Absenteeism, and Summer Literacy. SCCSD's Associate Superintendent, Dr. Kim Buryanek, approached the Comprehensive Strategy Council with shocking statistics; only 16.58% of preschool students in the district were meeting benchmarks on Fall IGDI's and only 45.44% were meeting benchmarks on Fall FAST Data, well below the state and national averages. This is when the Comprehensive Strategy Council narrowed their literacy focus to ages 0-5. They invited the Ida/Woodbury ECI Director to join the council to focus on community engagement to increase Kindergarten readiness with a literacy campaign that would ultimately narrow its focus to ages 0-3. Matt Ohman and Kerri Hall have both participated in the Lectio Institute and are on the Lectio Leadership Team which continues to meet monthly to guide the work of the Grade Level Reading Campaign efforts as well as the 0-3 Prime Age To Engage Initiative.

Grade Level Reading Campaign (GLR): The 4<sup>th</sup> indicator under Accessible, Affordable Quality Preschool - *% of preschoolers ready for Kindergarten* - Since attending the first Lectio Institute SHIP, Siouxland Community Foundation, and the Sioux City Community School District have been involved in the GLR Campaign in an effort to close the achievement GAP here within the largest school district in the area. In June of 2017 the Siouxland Community Foundation sent the Ida/ Woodbury Co. ECI Director (Kerri Hall) to the GLR Conference in Denver Colorado to explore strategies that could be implemented in this community. The

information that was obtained has been invaluable to the Comprehensive Strategy Council, applied to collaborative efforts, and the community will be recognized for two National Grade Level Reading Campaign Pace Setter Awards at the 2020 All America City Awards Celebration in Washington D.C. Kerri Hall has since attended the Ralph Smith State Pacesetter Luncheon at the Capitol, the Iowa GLR Gathering in Des Moines, and presented at the Early Childhood Iowa Systems Summit GLR Breakout Session and the GLR Gathering at the Early Childhood Brain Science Conference in Des Moines. Matt Ohman and Kerri Hall are also both part of the GLR Commons online discussions platform.

0-3: Prime Age to Engage: The 4<sup>th</sup> indicator under Accessible, Affordable Quality Preschool - % of preschoolers ready for Kindergarten - SHIP, Siouxland Community Foundation, Sioux City Community School District, Comprehensive Strategy Council, Siouxland District Health Department, and the United Way of Siouxland are continually moving the 0-3: Prime Age to Engage literacy campaign (which is the result of efforts put forth by the Lectio Leadership Group and Grade Level Reading Campaign involvement) forward. The initiative now has five focus groups of community leaders dedicated to this initiative. Matt Ohman (SHIP's Executive Director), JoAnne Gieselman (Director of Growing Community Connections through SHIP serving as the backbone agency), and Kerri Hall (SHIP's Early Childhood Iowa Director and MIECHV Program Administrator) have been a part of this initiative since it took on this early childhood 0-3, early literacy focus.

The five action teams are;

Early Learning Environments (Convened by Kerri Hall and co-facilitated by Kerri Hall and the Sioux City Community School District's Associate Superintendent, Dr. Kim Buryanek). The Early Learning Environments' group objective is to focus on early learning environments including but not limited to; educating child care providers on 0-5 brain development and the importance of quality early learning environments for life readiness, identify non-traditional early learning environments where children gather, and to create opportunities for adults and young adults to engage in literacy opportunities with children 0-3. This group's activities are; to increase provider understanding and knowledge of quality language and vocabulary practices in early learning environments and to raise the quality of language and vocabulary in early learning environments by increasing the number of interactive conversations between adults and children. This group partnered with Iowa State Extension to assist in the pilot year (SFY2019) for Lena Start in the Resource Center/Home Visitation program within the Crittenton Center as well as Lena Home in the Early Head Start Program within Community Action Agency of Siouxland in Sioux City. This group visited as many of the 250 child care centers and in-home child cares in the area within the first year to deliver brochures and recruit involvement in the initiative. They are now providing follow up visits to those same child care providers. The Crittenton Center, in conjunction with SHIP, SCCSD, and Iowa State University, held the first Lena Start pilot group class in Sioux City in the Spring of 2019. Eight families were enrolled and seven completed the curriculum. Overall, families started around the 40th percentile for Adult Words spoken to their children and ended around the 70th percentile while participating in the LENA Start program. In terms of the parent's reports of their children's language ability, the children started around the 20th percentile and progressed to the 50th percentile by the end of sessions. This could be attributed to positive change in many of the domains that are important for positive child development and a big boost in child-directed speech because of the Lena Start class. Another percentage that increased greatly from pre-post was awareness of child development, which is a goal of Crittenton Center's Resource Center. Community Action

Agency of Siouxland - Early Head Start program began LENA Home in the Spring of 2019. An overall goal for the Head Start and Early Head Start program has been to increase the literacy skills of children. LENA Home has a coaching guide for home visitors to follow when working with the family in the home. The coaching guide provides a step by step approach along with videos and parent resources to support the facilitation of language development within the home. In addition, the program provided participants with a children's book for each week they participated. Eleven families were able to complete the program, 13 LENA Home lessons and a minimum of 6 valid recordings. The aggregated data shows all families had a 13% gain from the initial recording to their final recording and a 4% increase in conversational turns. For lower talk families, the data reflects a 21% gain for adult words and a 13% gain in conversational turns from the first to final recording. Children with an identified or suspected language delay showed a 32% gain in adult words and a 10% gain for conversational turns. The program is planning to begin cohort 2 in September. The group added, at least one, permanent StoryWalk and a Mobile Story walk to their action plan. To date, discussions are in the works for two possible locations for a permanent StoryWalk and Growing Community Connections, a local non-profit that has been a partner of the initiative since its planning stages, recently unveiled its Mobile StoryWalk at National Night Out. The StoryWalk featured the book *If You Give a Mouse a Cookie* and every child received both a book and a cookie when they completed the walk. The Early Learning Environments group is also working on creating a Legal Toolkit (similar to the Medical Toolkit) to provide to those in the legal profession who work with families of young children. Once complete, the legal toolkit will be accessible to judges, attorneys, clerk of courts, and all those working in the juvenile justice system.

Early Literacy (Convened by Matt Ohman and co-facilitated by Matt Ohman and the SCCSD's Associate Superintendent Dr. Kim Buryanek) The Early Literacy group created book-rich environments in public agencies where children and families gather. Year 1's bookshelves and books went to Boys and Girls Club of Siouxland, Community Action Agency of Siouxland, Council on Sexual Assault and Domestic Violence, Crittenton Center, Jackson Recovery Centers Women & Children's Center, Mary Treglia Community House, and the Sioux City Housing Authority. The shelves were built and donated by the Homebuilder's Association and the books donated by a business, D2 Worldwide, that does an annual Books for Budding Brains book drive. Children and families visiting these agencies are able to read together in the lobby, and families can take the books home with them to keep after the visit is over. Additionally, a 12-minute video developed by the Sioux City Community School District has been shared with agencies to help staff talk to families about the importance of reading during visits. In some lobbies, the video may play on a loop. In Year 2, the committee has added four more agencies to the existing seven: Hall Law Firm, LifeScape Able Kids, and two of Unity Point's family health clinics. The four new shelves were built by the local Carpenter's Union and Boys and Girls Club of Siouxland in partnership with Makerspace. D2 continues to supply books through their book drive (nearly 5,000 collected in 2019) and even delivers books to replenish shelves. Sioux City Community School District has produced another video to help parents and caregivers understand how to read to young children. Additionally, a mobile "bookshelf" (wagon) was purchased with donations and committee members have taken it out to community events to give away free books to children and families. There have been some discussions with Sioux City's local Hy-Vee managers to bring Supermarket Speak to the local Hy-Vee Stores. Supermarket Speak is a program that uses colorful posters within the supermarket to encourage conversation between children and their caregivers while they shop.

Health Action Team (Convened by Siouxland District Health Department's Health Promotions and Planning Coordinator Michelle Lewis and facilitated by Michelle) The Health and Medical Connections group is working with medical providers and encouraging them to promote literacy by participating in the Reading Prescription Program. Five different physicians' offices continue to participate in the Reading Prescription program. Practitioners provide a physical prescription that requests parents and care givers read to their children 15 minutes, twice daily, along with a free age-appropriate book and literacy education, during well child exams. The focus of year two includes working with prenatal programs, OBGYN offices and a birthing hospital. One prenatal program (Centering on Pregnancy) held at the Federally Qualified Health Center now incorporates a session on the importance of literacy within their curriculum. Participants in the program receive a free book at the completion of that day's session. One OBGYN office is very interested in the program and is in the process of ordering books to be given to their patients. One birthing hospital is also participating in sharing information of early childhood literacy. All new moms had been receiving a registration form for the Dolly Parton Imagination Library, but due to capacity with the program have now had to stop. The hospital is currently looking into the process of providing a new book to each baby. Books supplied to the physician offices and prenatal program are available at the Siouxland District Health Department's Book Depot. These books are donated books from a book drive held in partnership with D2 of North Sioux City, SD and the United Way of Siouxland. There are currently 6,000 books available at the Depot.

Media and Outreach (Convened and facilitated by the Comprehensive Strategy Council including SHIP's Matt Ohman, and Kerri Hall) The Media and Outreach group hired Bass Advertising to create an identity for the campaign: 0 – 3 Prime Age to Engage. SHIP has worked closely with Chatterkick, a social media and marketing firm, to create a website that contains the links that parents, caregivers, and providers can utilize for all their early literacy needs. Thanks to a focus grant awarded by United way of Siouxland, billboards were displayed in five locations around Siouxland, and radio spots began in August 2018 on KISS, KQNU and KSUX. The three stations were chosen because they have the greatest reach with women between the ages of 18 and 34. The radio spots are 60 seconds long. The stations have each matched the paid spots to double the coverage. The campaign officially launched with a press conference on July 30, 2018 and is currently in year two. Two billboards are still in their original locations in neighborhoods that house the most at risk youth and the other billboards rotate when there is a slot vacancy. The radio spots are now on the public service announcement rotation. A press release was held in March of 2019 to unveil the 0-3 Prime Age to Engage posters that were created by the Sioux City Community School District's Career Academy. The mobile bookshelf was also unveiled at the press release.

READY! for Kindergarten: (Convened and facilitated by the Sioux City Community School District's Director of Elementary Education Dr. Brian Burnight) The READY! for Kindergarten program delivers workshops and take-home student materials, to inspire and support parents while helping their young children develop strong brain connections to support success as students transition into Preschool and Kindergarten. Parents and caregivers attend a series of workshops each year, based on their child's age. They learn new skills and helpful tips to nurture development in ways that foster academic skills and personal behaviors to boost children's motivation, perseverance, and engagement in learning. READY! Facilitates interactions and active learning by using movement, play, exploration, communication and all of a child's senses - seeing, hearing, smelling, touching and tasting. The READY! for Kindergarten curriculum is designed around 26 Age Level Targets<sup>®</sup>, or measurable skills, that most highly correlate to success in school.

The Sioux City Community School District has doubled participation of families in the program in the initial two years and anticipates supporting more than 100 families from high poverty schools the 2019-20 school year.

While each action team has their own individual focus, the overall common agenda is to improve literacy to narrow the achievement gap. There are many collaborations in the works that have not been referred to in this update as many details have not yet been finalized. The initiative is rapidly growing with new ideas coming in every day. All goals and objectives written into the Year One Action Plans were successfully completed by all Action Teams. Year Two Action Plans are well underway, and goals and objectives are anticipated to be completed by the end of the calendar year.

Community Child Care Solutions: All indicators under Accessible, Affordable Quality Child Care - % of providers with QRS Level 3 or higher, % of regulated programs / providers, and % of average median income that parents pay for child care – SHIP’s Matt Ohman, Kerri Hall, and JoAnn Gieselman, have partnered with the Iowa Woman’s Foundation, and many other local agencies and businesses to become part of the Building Community Child Care Solutions initiative. SHIP’s Executive Director and Early Childhood Iowa Director are the contractors for Ida County. Kerri facilitates and convenes the Businesses and Child Care/Child Care Entrepreneurs group while Matt convenes and facilitates the Before and After School Care group. Matt and Kerri both facilitated a business informational luncheon for 50 CEOs and Presidents of Woodbury County’s largest employers. Since the meeting, solutions groups have been created and Matt and Kerri are in the same groups, Matt is with Before and After School Programming while Kerri and JoAnn(convener/facilitator) are with Businesses and Child Care/Entrepreneurs/2<sup>nd</sup> & 3<sup>rd</sup> Shift Child Care/College and Child Care. In Sioux City every time the Community Child Care Solutions team gets together it brings them closer to some great solutions. Together they are looking at ways to improve the availability and accessibility of quality, affordable childcare in our community. Teams were identified to work on solutions and now four of those team have joined up to make up the Siouxland CCC Solutions group. They are comprised of: #1 Business and Child Care, #2 2nd and 3rd Shift Child Care, and #3 Child Care Entrepreneurs, and #4 College and Child Care. They have had many great discussions on the need for high quality child care in the area, the concern about having enough early Childhood staff to fill positions especially with the pay and benefits for those positions being so low and many other topics. They now know that businesses are open to ideas for supporting working families. There were so many great directions that could have been taken. Through guided facilitation three goals were determined for the year and considered at the heart of these solutions is the importance of partnering with businesses: The goals being developed include- A.) A presentation to share with businesses to increase awareness of the importance of high quality, affordable childcare. B.) An elevator speech for all business to have when they meet with Legislators- there needs to be a consistent message C.) Establish Safety net spots at different child cares with businesses. One example; the business would pay for two, year-round slots at a child care and whenever they need a spot for their employee’s child, they could call the child care and there would be a place for them. The child care would staff their facility as if the children were always there. In Ida County, another luncheon is being held September 3, 2019 to determine next steps.

All of these updates are ongoing and will continue to strengthen as they gain momentum in the community.

<b>SCHOOL READY FUNDS UNDER EARLY CHILDHOOD IOWA</b>		<b>FY 18</b>	<b>FY 19</b>
<b>Early Childhood Iowa Area: SHIP</b>		<i>This column must match the final FY18 financial statement submitted by the ECIA.</i>	
<b>Revenues</b>			
Current allocation for Administration (not to exceed 3% of total award) for Reporting Year		\$26,715.00	\$25,627.00
Quality Improvement Funds		\$65,360.00	\$65,515.00
Other Programs/Services		\$798,425.00	\$763,093.00
	<b>Subtotal current award</b>	<b>\$890,500.00</b>	<b>\$854,235.00</b>
<b>Carry-forward from Previous Years: Available for Current Reporting Year</b>			
Brought Forward - Administration		\$0.00	
Brought Forward - Quality Improvement Funds		\$0.00	
Brought Forward - Other Programs/Services (includes interest applied)		\$113,629.15	\$138,307.71
	<b>Subtotal Carry-forward funds</b>	<b>\$113,629.15</b>	<b>\$138,307.71</b>
	<b>Total Available funds</b>	<b>\$1,004,129.15</b>	<b>\$992,542.71</b>
<b>Total Available Funds for Reporting Year</b>			
Administration (not to exceed 3% of total award)		\$26,715.00	\$25,627.00
Quality Improvement Funds		\$65,360.00	\$65,515.00
Other Programs/Services		\$910,955.57	\$901,400.71
Interest Accrued in Current Fiscal Year (Must be used in Program and not Administration)		\$1,098.58	\$2,009.67
	<b>Grand Total Budget for Reporting Year</b>	<b>\$1,004,129.15</b>	<b>\$994,552.38</b>
<b>Expenditures (Reporting Year)</b>			
Administration Expenditures (not to exceed 3% of total award)			
Fiscal Agent fees		\$0.00	
Liability Insurance fees		\$5,330.75	\$5,125.40
Financial Audit fees		\$3,458.76	\$3,331.51
Board Expenses		\$8,280.30	\$7,944.31
Administrative Staff (ECIA director, support staff, etc.)		\$0.00	
Other		\$9,645.19	\$9,225.78
Quality Improvement Funds		\$65,360.00	\$65,515.00
Other Programs/Services includes Interest Applied		\$773,746.44	\$814,027.04
	<b>Grand Total Expenditures for Reporting Year</b>	<b>\$865,821.44</b>	<b>\$905,169.04</b>
<b>Unexpended Balance of Funds for Reporting Year (Becomes Carry-forward in 1st succeeding year)</b>			
Administration (not to exceed 3% of total award)		\$0.00	\$0.00
Quality Improvement Funds		\$0.00	\$0.00







## Status Report

### 266689-SHIP (Ia & Woodbury counties) SFY19

#### Early Childhood Iowa

**Award Year:** 2019 **Status:** Submitted  
**Contract Number:** 266689  
**Status Report Number:** 02  
**Submitted By:** Kerri Ann Hall  
**Submitted Date:** 09/10/2019  
**Status Report Type:** Annual Report  
**Title:**  
**Report Period** 07/01/2018 06/30/2018  
From Date To Date

#### Primary Contact and Organization

##### Primary Contact

**AnA User Id** KAHALL@IOWAID  
**First Name\*** Kerri Ann Hall  
First Name Middle Name Last Name  
**Title:**  
**Email:\*** khall@siouxlandship.org  
**Address:\*** 1520 Morningside Ave  
  
**City\*** Sioux City Iowa 51106  
City State/Province Postal Code/Zip  
**Phone:\*** 712-222-6394  
Phone Ext.  
**Program Area of Interest\*** Early Childhood Iowa  
**Fax:** 712-222-6216

##### Organization Information

**Organization Name:\*** Siouxland Human Investment Partnership  
**Organization Type:\*** County Government  
**DUNS:** 02-625-8553  
**Organization Website:** www.siouxlandship.org  
**Address:** 1520 Morningside Avenue  
  
**City** Sioux City Iowa 51106  
City State/Province Postal Code/Zip  
**Phone:** 712-251-6553  
Ext.  
**Fax:** 712-222-6216

#### Board and Contact Information

##### Area and Counties Served

**Name of Early Childhood Area:** Slouxland Human Investment Partnership  
**Website:** <https://siouxlandship.org/>  
**Counties in ECIA:** Ida, Woodbury

##### Current Board Chairperson

**Current Board Chairperson Name:** Erica DeLeon  
**Board Chairperson Address:** 1520 Morningside Avenue Suite 200  
**Board Chairperson City:** Sioux City  
**Board Chairperson State:** Iowa  
**Board Chairperson Zipcode:** 51106  
**Board Chairperson Phone:**  
**Board Chairperson E-mail:** khall@siouxlandship.org

##### Current Fiscal Agent

**Current Fiscal Agent Name:** SHIP  
**Fiscal Agent Address:** 1520 Morningside Avenue Suite 200  
**Fiscal Agent City:** Sioux City  
**Fiscal Agent State:** Iowa  
**Fiscal Agent Zipcode:** 51106

Number of Car Seats Checked # Seats Checked

**How well did we do it (Quality/Efficiency Measures)**

Cost per Child for the service	\$0.00	0	\$0.00
	Total Cost	# of Children	\$

**What Was the Change in Conditions for Those We Served (Outcome Measures)**

% of car seats safely installed prior to the car seat safety check as reported by the car seat safety technician	# Achieved Measure	0	# of Car Seats Checked	0%	%
--	--------------------	---	------------------------	----	---

**Crisis/Emergency Care - Direct Services**

**Name of Program or Service** Little Inspirations CC; West High Infant Center  
*List the name of each contractor funded.*

**Contractor** Jackson Recover Centers; Crittenton Center

**Description** Provide a quality on-site child care center for children ages 0-5 while there mothers are participating in educational or substance abuse treatment programming and living in transitional housing; serving infants 0-24 months at an on site child care center at West High School for parents seeking to continue their high school education.

**Link to Which Comm. Plan Priority or Priorities** Accessible, Affordable Quality Child Care & Healthy Children

**How much was invested (Input measures)**

<b>Source</b>	Early Childhood Program	\$102,958.00
	Early Childhood Admin	\$0.00
	School Ready-Quality	\$0.00
	School Ready-Other/Undesignated	\$0.00
	School Ready-Admin	\$0.00
	<b>Total</b>	<b>\$102,958.00</b>

**Optional: Other Funding Expended and Source**

<b>Source</b>	<b>Amount</b>
Iowa Department of Human Services, Childcare reimbursement, CNP Food Program reimbursement, state block grant, private pay, United Way, Department of Education	\$190,228.53
	\$190,228.53

**Total Funding**

**Total** \$293,186.53

**How much was done or produced (Output measures)**

<b>Output Measures</b>	<b># done or produced</b>
Prenatal	
Children 0 to 1 Year	29
Children 1 to 2 Years	22
Children 2 to 3 Years	19
Children 3 to 4 Years	17
Children 4 to 5 Years	3
Children 5 to 6 Years	4
<b>Total</b>	<b>94</b>

**Ethnicity - Hispanic/Latino (Output Measure)**

---

Hispanic/Latino 24

**How much was done or produced (Output measures)**

---

Number of programs that received funding for crisis/emergency care 2

**Programs Meeting Quality Initiatives (Output Measures)**

---

NAEYC Accredited 1  
 NAFCC Accredited  
 Head Start  
 IQPPS Verified  
 QRS Level 3  
 QRS Level 4  
 QRS Level 5 1

**Education Level of Lead Teacher (Output Measures)**

---

GED  
 High School Diploma 1  
 CDA 1  
 AA in Early Childhood or Child Development  
 AA In Related Field  
 BA/BS in Early Childhood or Child Development  
 Holds a Teaching License with an Early Childhood Endorsement  
 Post Graduate Degree

**How well did we do it (Quality/Efficiency Measures)**

---

Children Screened for	Developmental Delays (ASQ)	94	94	100.0%
	Type of Screening Completed	# Achieved Measure	# Possible	%
Of those Children Screened, % referred on for additional services or treatment	15	94	15.96%	
	# Achieved Measure	# Possible	%	
Cost per Child for the service	\$293,186.53	94	\$3,119.01	
	Total Cost	# of Children	\$	

**What Was the Change in Conditions for Those We Served (Outcome Measures)**

---

% of families that report decreased stress	58	76	76.32%
	# Achieved Measure	# Possible	%
% of families that are connected to additional concrete supports	56	76	73.68%
	# Achieved measure	# Possible	%
% of families that participate in parent education opportunities	61	76	80.26%
	# Achieved measure	# Possible	%
% of programs with a rating of 3 or higher in the QRS system	1	2	50.0%
	# Achieved	# Possible	%

**Early Care & Education Scholarships - Direct Services**

<b>Name of Program or Service</b>	Preschool and Child Care Scholarships
<i>List the names of each contractor funded.</i>	
<b>Contractor</b>	Anthon Preschool; Apple Tree Morningside; Apple Tree North; BB's Preschool and Child Care; Building Blocks North; Building Blocks Sgt. Bluff; Calico Kids Preschool; Mary Elizabeth Child Care and Preschool; Native American Child Care Center; River Valley Preschool; Stella Sandford Child Development Programs; Stella Sandford Preschool; St. Paul's Lutheran Church - Wee Wisdom Preschool; St. Paul's - Sioux City; Bluff's Little Thinkers - Child Care and Preschool
<b>Description</b>	Preschool - Scholarship assistance to low income families (200% of poverty guidelines and below)
<b>Link to Which Comm. Plan Priority or Priorities</b>	Quality Child Care and Quality Preschool

**How much was invested (Input measures)**

<b>Source</b>		
	Early Childhood Program	\$2,592.00
	Early Childhood Admin	\$0.00
	School Ready-Quality	\$0.00
	School Ready-Other/Undesignated	\$86,393.87
	School Ready-Admin	\$0.00
	<b>Total</b>	<b>\$88,985.87</b>

**Optional: Other Funding Expended and Source**

<b>Source</b>	<b>Amount</b>
Private Pay, United Way, Parent Participation, Parent Co-pay, Shared Vision, Department of Education	\$63,391.72
	\$63,391.72

**Total Funding**

<b>Total</b>	\$152,377.59
--------------	--------------

**How much was done or produced (Output measures)**

<b>Output Measures</b>	<b># done or produced</b>
Prenatal	
Children 0 to 1 Year	
Children 1 to 2 Years	
Children 2 to 3 Years	
Children 3 to 4 Years	29
Children 4 to 5 Years	36
Children 5 to 6 Years	
<b>Total</b>	<b>65</b>

**Marital Status - Head of Household (Output Measures)**

Married	25
Single	20
Widowed	1
Partnered	9
Divorced	5
Separated	3

**Household Size (Output Measures)**

2 People	8
----------	---

**Education Level of Lead Teacher (Output Measures)**

GED	
High School Diploma	
CDA	
AA in Early Childhood or Child Development	3
AA in Related Field	
BA/BS in Early Childhood or Child Development	8
Holds a Teaching License with an Early Childhood Endorsement	2
Post Graduate Degree	1

**How well did we do it (Quality/Efficiency Measures)**

Children Screened for	Developmental Delays - Ages and Stages Questionnaire	65	65	100.0%
	Type of Screening Completed	# Achieved Measure	# Possible	%
Of those Children Screened, % referred on for additional services or treatment	9	65		13.85%
	# Achieved Measure	# Possible		%
Cost per Child for the service	\$152,377.59	65		\$2,344.27
	Total Cost	# of Children		\$

**What Was the Change in Conditions for Those We Served (Outcome Measures)**

% of children demonstrating age appropriate skills	55	65	84.62%
	# Achieved	# Possible	%

**Assessments for Determining Age Appropriate Skills**

Gold	10
Creative Curriculum	8
Brigance	
ASQ	12
IGDIs	6
High Scope	
Ireton Developmental Checklist	
Saxon Math	
Locally Developed	1

**What Was the Change in Conditions for Those We Served (Outcome Measures)**

% of programs with a rating of 3 or higher in the QRS system	11	12	91.67%
	# Achieved Measure	# Possible	%

**Early Care & Education Supportive Services - Direct Services**

Name of Program or Service	Parent Child Program
<i>List the name of each contractor funded.</i>	
Contractor	Mary J. Treglia Community House; Mid-Sioux Opportunity
Description	Educating and empowering English language-learning preschool children and parent/child

Cost per Child for the service	\$134,636.96	36	\$3,739.92
	Total Cost	# of Children	\$

**What Was the Change in Conditions for Those We Served (Outcome Measures)**

---

% of children demonstrating age appropriate skills	34	36	94.44%
	# Achieved	# Possible	%

**Assessments for Determining Age Appropriate Skills**

---

Gold	1
Creative Curriculum	1
Brigance	
ASQ	1
IGDIs	
High Scope	
Ireton Developmental Checklist	
Saxon Math	
Locally Developed	

**What Was the Change in Conditions for Those We Served (Outcome Measures)**

---

% of programs with a rating of 3 or higher in the QRS system	1	2	50.0%
	# Achieved Measure	# Possible	%

**Health Prevention - Direct Service**

---

Name of Program or Service  
*List the name of each contractor funded.*  
 Contractor  
 Description  
 Link to Which Comm. Plan Priority or Priorities

**How much was invested (Input measures)**

---

Source		
	School Ready-Quality	\$0.00
	School Ready-Other/Undesignated	\$0.00
	School Ready-Admin	\$0.00
	Total	\$0.00

**Optional: Other Funding Expended and Source**

---

Source	Amount
	\$0.00

**Total Funding**

---

Total	\$0.00
-------	--------

**How much was done or produced (Output measures)**

---

Children 0 to 1 Year  
 Children 1 to 2 Years  
 Children 2 to 3 Years  
 Children 3 to 4 Years  
 Children 4 to 5 Years  
 Children 5 to 6 Years  
 Total

0

**Output Measures**

---

Total # Families Served

**How well did we do it (Quality/Efficiency Measures)**

---

Cost per Child for the service	\$0.00	0	\$0.00
	Total Cost	# of Children	\$

**What Was the Change in Conditions for Those We Served (Outcome Measures)**

---

% of parents that report an increase in reading to their children each day	# Achieved Measure	0	# Possible	0%	%
% of parents that report an increase in talking to their children about new words in stories	# Achieved Measure	0	# Possible	0%	%

**Prenatal/Postnatal - Direct Services**

---

**Name of Program or Service**  
 List the name of each contractor funded.  
**Contractor**  
**Description**  
**Link to Which Comm. Plan Priority or Priorities**

**How much was invested (Input measures)**

---

Source	School Ready-Quality	\$0.00
	School Ready-Other/Undesignated	\$0.00
	School Ready-Admin	\$0.00
	Total	\$0.00

**Optional: Other Funding Expended and Source**

---

Source	Amount
	\$0.00

**Total Funding**

---

Total	\$0.00
-------	--------

**How much was done or produced (Output measures)**

---

Output Measures	# done or produced
Prenatal	



Children 2 to 3 Years	
Children 3 to 4 Years	
Children 4 to 5 Years	
Children 5 to 6 Years	
Total	0

**How much was done or produced (Output measures)**

# of days transportation was provided # of Days

**How well did we do it (Quality/Efficiency Measures)**

Cost per Child for the service \$0.00 0 \$0.00  
Total Cost # of Children

**What Was the Change in Conditions for Those We Served (Outcome Measures)**

% of days that children attended preschool that were provided transportation 0 0%  
# Achieved Measure # Possible %

**Business Investment Program - Indirect Services**

**Name of Program or Service** Business Investment Program for CC Providers  
List the name of each contractor funded.  
**Contractor** Child Care Resource and Referral - Northwest Iowa  
**Description** Providing assistance/support to a child care business with: startup costs; business, educational, health and safety improvements and the new Iowa Quality 4 Kids (IQ4K) categories  
**Link to Which Comm. Plan Priority or Priorities** Accessible, Affordable Quality Child Care

**How much was invested (Input measures)**

Source	Early Childhood Program	\$14,959.92
	Early Childhood Admin	\$0.00
	School Ready-Quality	\$0.00
	School Ready-Other/Undesignated	\$0.00
	School Ready-Admin	\$0.00
	Total	\$14,959.92

**Optional: Other Funding Expended and Source**

Source	Amount
	\$0.00

**Total Funding**

Total \$14,959.92

**How much was done or produced (Outputs Measures)**

Non-Registered 2  
 Non-Registered that become DHS Registered

<b>Contractor</b>	Community Action Agency of Siouxland
<b>Description</b>	Provide a full time Child Care Nurse Consultant to Early Childhood providers in Ida and Woodbury Counties
<b>Link to Which Comm. Plan Priority or Priorities</b>	Healthy Children / Quality Child Care / Quality Preschool

**How much was invested (Input measures)**

---

Source		
	Early Childhood Program	\$64,905.88
	Early Childhood Admin	\$0.00
	School Ready-Quality	\$0.00
	School Ready-Other/Undesignated	\$0.00
	School Ready-Admin	\$0.00
	<b>Total</b>	<b>\$64,905.88</b>

**Optional: Other Funding Expended and Source**

---

Source	Amount
Community Services Block Grant (CSBG)	\$5,736.11
	\$5,736.11

**Total Funding**

---

<b>Total</b>	\$70,641.99
--------------	-------------

**Output Measures**

---

*The total number of visits the child care nurse consultant makes to early learning programs.*

<b># of visits by a nurse consultant</b>	182
--	-----

*The total number of programs that participate with the child care nurse.*

<b># of early learning programs participating in child care nurse consultant activities (unduplicated)</b>	105
--	-----

**How much was done or produced (Output measures)**

---

<b>Non-Registered</b>	10
<b>DHS Registered</b>	35
<b>DHS Licensed</b>	58
<b>DE Regulated (licensed exempt from DHS)</b>	2
<b>QRS Level 1</b>	6
<b>QRS Level 2</b>	1
<b>QRS Level 3</b>	3
<b>QRS Level 4</b>	34
<b>QRS Level 5</b>	6

**How much was done or produced (Output Measures)**

---

*The total number of children that have special health care needs. If there were no children with special health care needs, enter '0.'*

<b># of children with special health care needs</b>	31
---	----

*The total number of direct technical assistance contacts provided to programs by the nurse consultant, other than in-person visits which are reported separately.*

<b># of technical assistance contacts</b>	162
---	-----

or service

# Achieved Measure

# Possible

%

**What Was the Change in Conditions for Those We Served (Outcome Measures)**

% of families that received a referral that enrolled in a local program

# Achieved Measure

0

# Possible

0%

%

Families that received a referral that did not enroll in a local program. List the reasons:

0 0 0%

# Achieved Measure # Possible %

**hawk-I - Indirect Service**

Name of Program or Service

List the name of each contractor funded.

Contractor

Description

Link to Which Comm. Plan Priority or Priorities

**How much was invested (Input measures)**

Source

School Ready-Quality	\$0.00
School Ready-Other/Undesignated	\$0.00
School Ready-Admin	\$0.00
Total	\$0.00

**Optional: Other Funding Expended and Source**

Source

Amount

\$0.00

**Total Funding**

Total \$0.00

**Output Measures**

# of Applications Submitted

**How well did we do it (Quality/Efficiency Measures)**

Cost per Application

\$0.00

0

\$0.00

Total Cost

# of Applications

#

**What Was the Change in Conditions for Those We Served (Outcome Measures)**

% of children applying for hawk-i who actually enroll in the program

# Achieved Measure

0

# Possible

0%

%

**Preschool Scholarship Coordination - Indirect Services**

---

<b>Name of Program or Service</b>	Scholarship Coordination
<i>List the name of each contractor funded.</i>	
<b>Contractor</b>	SHIP
<b>Description</b>	Qualifying families for eligibility for preschool and child care scholarships.
<b>Link to Which Comm. Plan Priority or Priorities</b>	Quality Preschool / Quality Child Care

**How much was invested (Input measures)**

---

<b>Source</b>		
	Early Childhood Program	\$0.00
	Early Childhood Admin	\$0.00
	School Ready-Quality	\$0.00
	School Ready-Other/Undesignated	\$15,482.58
	School Ready-Admin	\$0.00
	<b>Total</b>	<b>\$15,482.58</b>

**Optional: Other Funding Expended and Source**

---

<b>Source</b>	<b>Amount</b>
	\$0.00

**Total Funding**

---

<b>Total</b>	\$15,482.58
--------------	-------------

**Output Measures**

---

*The total number of tuition assistance applications completed.*

**# of scholarships processed** 109

*The total number of programs in which children received direct tuition assistance.*

**# of programs (unduplicated)** 12

**QRS Participation (Output Measures)**

---

<b>QRS Level 3</b>	
<b>QRS Level 4</b>	7
<b>QRS Level 5</b>	4

**How well did we do it (Quality/Efficiency Measures)**

---

<b>Cost per application</b>	\$15,482.58	109	\$142.04
	<small>Total Cost</small>	<small># of applications</small>	<small>\$</small>

**What Was the Change in Conditions for Those We Served (Outcome Measures)**

---

<b>% of children applying for preschool scholarships who actually receive the scholarship</b>	69	109	63.3%
	<small># Achieved Measure</small>	<small># Possible</small>	<small>%</small>

<b>Early Learning</b>	0	0	0%
	# Achieved Measure	# Possible	%
<b>Family Support</b>	0	0	0%
	# Achieved Measure	# Possible	%
<b>Special Needs</b>	0	0	0%
	# Achieved Measure	# Possible	%
<b>Health, Mental Health and Nutrition</b>	0	0	0%
	# Achieved Measure	# Possible	%

**Professional Development: Credit-bearing - Indirect Services**

<b>Name of Program or Service</b>	Early Childhood Professional Scholarships
<i>List the name of each contractor funded.</i>	
<b>Contractor</b>	Western Iowa Tech Community College Foundation
<b>Description</b>	Awarding of scholarships to make post-secondary education in Child Care Development more accessible to current providers, with the intent of increasing their educational attainment levels: the project will enhance the quality of early childhood programs in Ida and Woodbury Counties, which includes child care centers and in-home child care.
<b>Link to Which Comm. Plan Priority or Priorities</b>	Quality Child Care / Quality Preschool

**How much was invested (Input measures)**

<b>Source</b>		
	Early Childhood Program	\$2,885.50
	Early Childhood Admin	\$0.00
	School Ready-Quality	\$0.00
	School Ready-Other/Undesignated	\$0.00
	School Ready-Admin	\$0.00
	<b>Total</b>	<b>\$2,885.50</b>

**Optional: Other Funding Expended and Source**

<b>Source</b>	<b>Amount</b>
Federal Pell Grant, Iowa Kibbie Grant	\$3,015.00
	<b>\$3,015.00</b>

**Total Funding**

<b>Total</b>	\$5,900.50
--------------	------------

**How much was done or produced (Output Measures)**

*The total number of individuals receiving academic credit.*

**# of participants (unduplicated)** 2

*The total number of classes attended for academic credit.*

**# of classes attended for academic credit** 6

**How much was done or produced (Output Measures)**

<b>Early Learning</b>	6
<b>Family Support</b>	
<b>Special Needs</b>	
<b>Health, Mental Health and Nutrition</b>	

Nutrition

**How well did we do it (Quality/Efficiency Measure)**

<b>Early Learning</b>	0	0	0%
	# Achieved Measure	# Possible	%
<b>Family Support</b>	0	0	0%
	# Achieved Measure	# Possible	%
<b>Special Needs</b>	0	0	0%
	# Achieved Measure	# Possible	%
<b>Health, Mental Health and Nutrition</b>	0	0	0%
	# Achieved Measure	# Possible	%
<i>Cost per Training:</i>			
<b>Cost per Training</b>	\$0.00	0	\$0.00
	Total Cost	# of Trainings	%

**Public Awareness/Child Fairs - Indirect Services**

<b>Name of Program or Service</b>	Kids Fest
<i>List the name of each contractor funded.</i>	
<b>Contractor</b>	SHIP
<b>Description</b>	16th Annual Ida County Kids Fest took place in May 2019 - Event features health, safety, and informational booths from various agencies promoting services available to young children and families. Focus age group is 0-5.
<b>Link to Which Comm. Plan Priority or Priorities</b>	Healthy Children

**How much was invested (Input measures)**

<b>Source</b>	Early Childhood Program	\$0.00
	Early Childhood Admin	\$0.00
	School Ready-Quality	\$0.00
	School Ready-Other/Undesignated	\$1,050.51
	School Ready-Admin	\$0.00
	<b>Total</b>	<b>\$1,050.51</b>

**Optional: Other Funding Expended and Source**

<b>Source</b>	<b>Amount</b>
	\$0.00

**Total Funding**

<b>Total</b>	\$1,050.51
--------------	------------

**Output Measures**

<i>The total number of activities funded.</i>	
<b># of activities provided</b>	24
<i>The number of families that participated in the awareness activities or child fairs.</i>	
<b># of families participating</b>	14
<i>The number of people the public awareness activities are estimated to reach.</i>	
<b># of estimated reach</b>	155

% of programs that increased their knowledge of early childhood growth and development because of the resource library

# Achieved Measure

0

# Possible

0%

%

**Technical Assistance: Consultation, Mentoring, Coaching - Indirect Services**

---

**Name of Program or Service**

List the name of each contractor funded.

**Contractor**

**Description**

**Link to Which Comm. Plan Priority or Priorities**

**How much was invested (Input measures)**

---

Source		Amount
	Early Childhood Program	\$0.00
	Early Childhood Admin	\$0.00
	School Ready-Quality	\$0.00
	School Ready-Other/Undesignated	\$0.00
	School Ready-Admin	\$0.00
	Total	\$0.00

**Optional: Other Funding Expended and Source**

---

Source	Amount
	\$0.00

**Total Funding**

---

Total \$0.00

**Output Measures**

---

The total number of visits the consultant, mentor or coach makes to programs. (This may be a duplicate count.)

# of visits completed

# of programs participating (unduplicated)

**How much was done or produced (Output measures)**

---

Non-Registered

DHS Registered

DHS Licensed

DE Regulated (licensed exempt from DHS)

QRS Level 1

QRS Level 2

QRS Level 3

QRS Level 4

QRS Level 5

**How much was done or produced (Output measure)**

---

The total number of direct technical assistance contacts the consultant, mentor or coach provided to the programs, other than in-person visits which are reported

Total \$44,055.89

**How much was done or produced - Output Measures**

*The total number of recipients*

# of recipients 29

*The total number of recipients who retained employment in their early learning program.*

# of recipients who retained employment in their early learning program 20

*The total number of recipients at temporary award levels*

# of recipients at temporary award levels 8

*The total number of recipients at temporary award levels who earned additional college credits.*

# of recipients at temporary award levels who earned additional college credits 1

*The number of six-month supplements issued*

# of six-month financial supplements 43

*The total number of recipients who received at least one six-month financial supplement.*

# of recipients who received at least one six-month financial supplement (unduplicated) 29

*The total dollar amount of six-month financial supplements issued.*

Cost of six-month financial supplements issued \$33,658.95

*The total number of early learning programs with at least one WAGES recipient.*

# of early learning programs with at least one WAGES recipient 13

**How much was done or produced (Output measures)**

QRS Level 1

QRS Level 2

QRS Level 3

QRS Level 4 11

QRS Level 5 2

**How much was done or produced - Output Measures**

NAEYC Accredited 2

NAFCC Accredited

Head Start

IQPPS Verified

**How well did we do it (Quality/Efficiency Measures)**

Average monthly amount of a six-month financial supplement	\$33,658.95	43	\$782.77
	Total Cost	# Possible	Dollars
Cost per recipient in the program	\$44,055.89	29	\$1,519.17
	Total cost	# of Recipients Receiving a Supplement	Dollars
% of programs rating a 3 or higher in the QRS system	13	13	100.0%
	# Achieved Measure	# of Programs	%

**What Was the Change in Conditions for Those We Served (Outcome Measures)**



**Optional: Other Funding Expended and Source**

Source	Amount
	\$0.00

**Total Funding**

Total	\$180,539.50
-------	--------------

**Daisey Report**

Daisey Report	CRC.SHIP annual report - DAISEY FY19.pdf
---------------	--

**Administrative Staff (service coordination and collaboration)**

Name(s) of Administrative Staff	Employer of Record

**How much was invested (Input measures)**

Source	Amount
Early Childhood Admin	\$0.00
School Ready-Quality	\$65,515.00
School Ready-Other/Undesignated	\$0.00
School Ready-Admin	\$0.00
Total	\$65,515.00

**Optional: Other Funding Expended and Source**

Source	Amount
	\$0.00

**Total Funding**

Total	\$65,515.00
-------	-------------

**Administrative Expenses - Early Childhood Funds**

Early Childhood Expenses/Fees	Amount
Fiscal Agent Fees	\$0.00
Liability Insurance Fees	\$1,666.02
Financial Audit Fees	\$1,066.26
Board Expenses	\$2,665.64
Other (non program) describe below	\$7,930.28
Total	\$13,328.20

**Description**

Early Childhood Other (non-program) Description	Administrative Staff

**Administrative Expenses - School Ready Funds**

**Confirmation\_question**

---

Did you complete all the required forms?\*      Yes

**Other Funding**

---

Funding	Direct Services	Indirect Services	Administrative Staff	Total Expended
Other Funding	\$314,526.59	\$41,807.00	\$0.00	\$356,333.59

**TOTAL ECI Funding**

---

Funding	Direct Services	Indirect Services	Administrative Staff	Administrative Expenses	Total Expended
TOTAL ECI Funding	\$963,908.95	\$119,907.44	\$65,515.00	\$38,955.20	\$1,188,286.59

**Total Expended**

---

Funding	Direct Services	Indirect Services	Administrative Staff	Total Expended
Total Expended	\$1,278,435.54	\$161,714.44	\$65,515.00	\$1,505,664.98

**Percent of Other Funds Expended**

---

Percent of Other Funds Expended      23.67%

**SFY18 Financial Statement Attachment**

---

Attachment	Description	File Name	File Size	Type
Early Childhood Financial Statement	Early Childhood Financial Statement	ECFinancialStatement (1).xlsx	xlsx	26 KB
Certified Early Childhood Financial Statement	Early Childhood Certified Financial Statement	EC Financial Statement (Signed) FY19.pdf	pdf	215 KB
School Ready Financial Statement	School Ready Financial Statement	SRFinancialStatement (1).xlsx	xlsx	23 KB
Certified School Ready Financial Statement	School Ready Certified Financial Statement	SR Financial Statement (Signed) FY19.pdf	pdf	224 KB


# FSSD Report - Output Measures

Reporting Period: Full Year, 2018-2019

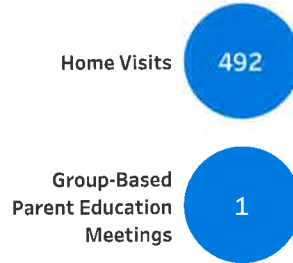


Reporting Year	Reporting Period	Organization Name	Program Name	County	Participants	Target Child?
July 2018 to June 2019	Full Year	Crittenton Center	Crittenton Center HOPES	All	All	All

## Children & Families Served



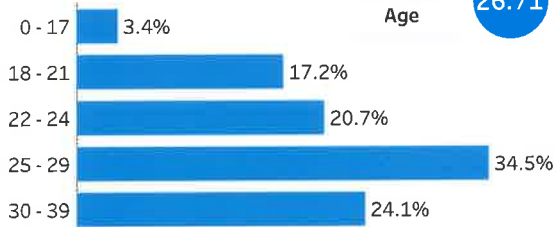
## Services Provided



## Pregnancy Status at Enrollment

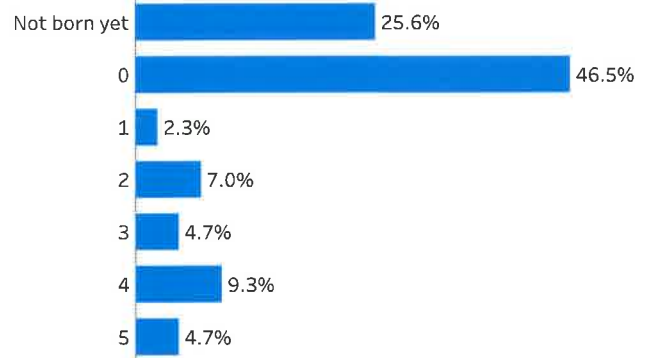


## Mom's Age at Enrollment



Average Age: 26.71

## Child's Age at Enrollment



If you have questions about these reports, please visit <http://daisyiowa.daiseysolutions.org/> or contact the Iowa Help Desk at [daisey.iowa@ku.edu](mailto:daisey.iowa@ku.edu)


# Primary Caregiver & Household Demographics (Page 1 of 4)

Reporting Period: Full Year, 2018-2019

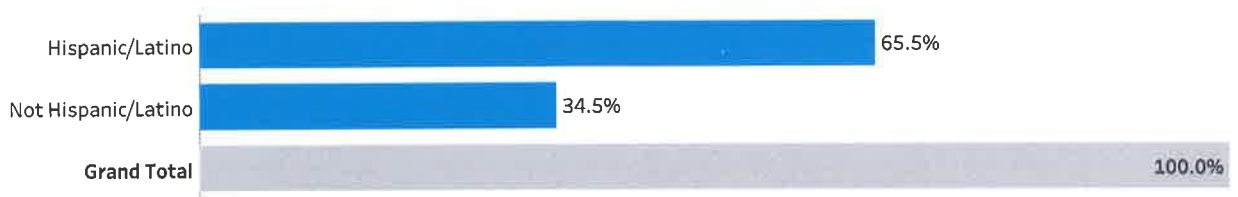


Reporting Year	Reporting Period	Organization Name	Program Name	County	Participants
July 2018 to June 2019	Full Year	Crittendon Center	Crittendon Center HOPES	All	All

## Primary Caregiver Race



## Primary Caregiver Ethnicity



If you have questions about these reports, please visit <http://daisyowa.daiseysolutions.org/> or contact the Iowa Help Desk at [daisey.iowa@ku.edu](mailto:daisey.iowa@ku.edu).

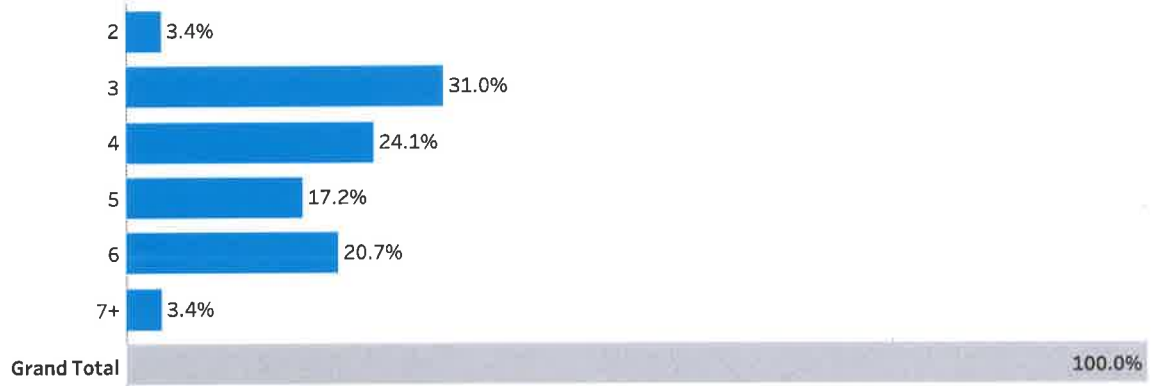
# Primary Caregiver & Household Demographics (Page 2 of 4)

Reporting Period: Full Year, 2018-2019



Reporting Year	Reporting Period	Organization Name	County	Program Name	Participants
July 2018 to June 2019	Full Year	Crittenton Center	All	Crittenton Center HOPES	All

## Household Size at Enrollment



## Federal Poverty Level at Enrollment



If you have questions about these reports, please visit <http://daisy.iowa.daiseysolutions.org/> or contact the Iowa Help Desk at [daisy.iowa@ku.edu](mailto:daisy.iowa@ku.edu).

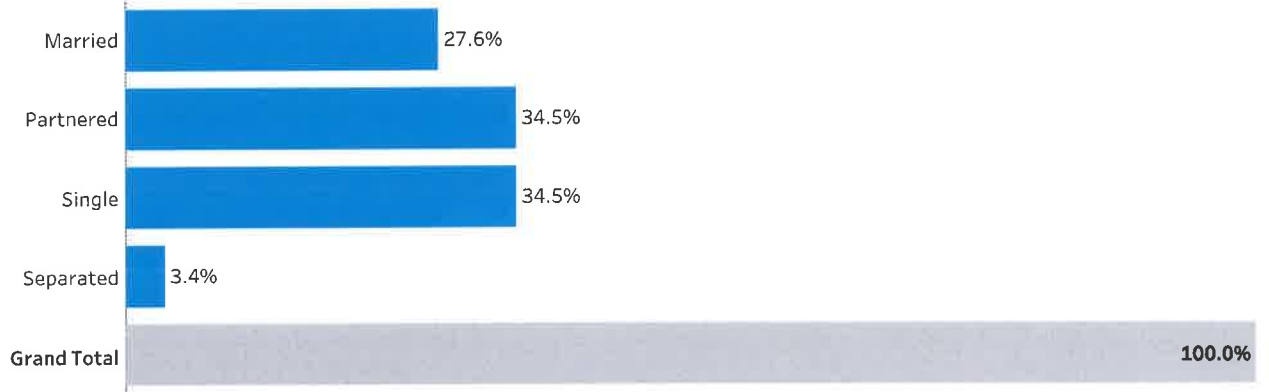
# Primary Caregiver & Household Demographics (Page 3 of 4)

Reporting Period: Full Year, 2018-2019

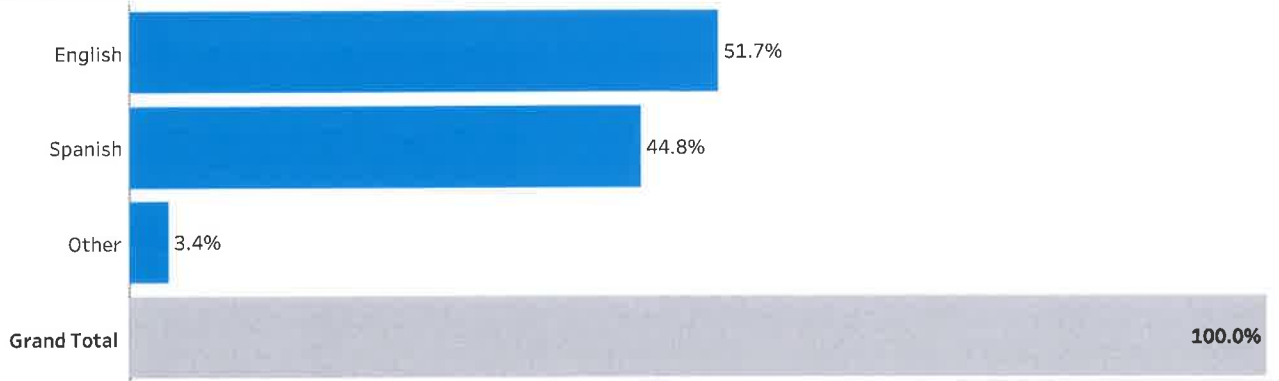


Reporting Year	Reporting Period	Organization Name	Program Name	County	Participants
July 2018 to June 2019	Full Year	Crittenton Center	Crittenton Center HOPES	All	All

## Primary Caregiver Marial Status



## Primary Language Spoken in the Home



If you have questions about these reports, please visit <http://daiseyiowa.daiseysolutions.org/> or contact the Iowa Help Desk at [daisey.iowa@ku.edu](mailto:daisey.iowa@ku.edu).

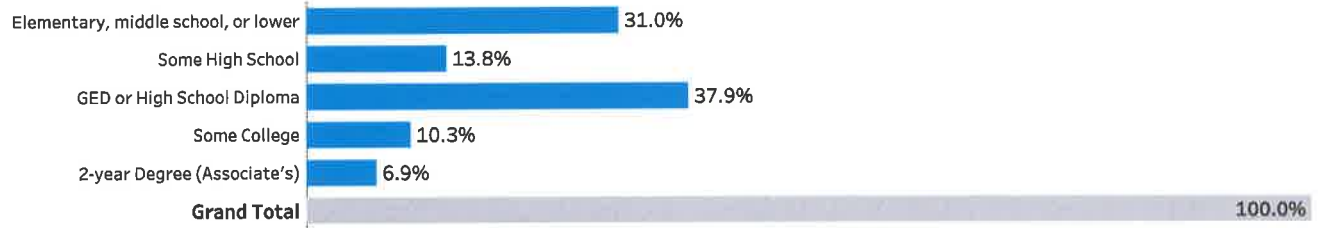
# Primary Caregiver & Household Demographics (Page 4 of 4)

Reporting Period: Full Year, 2018-2019

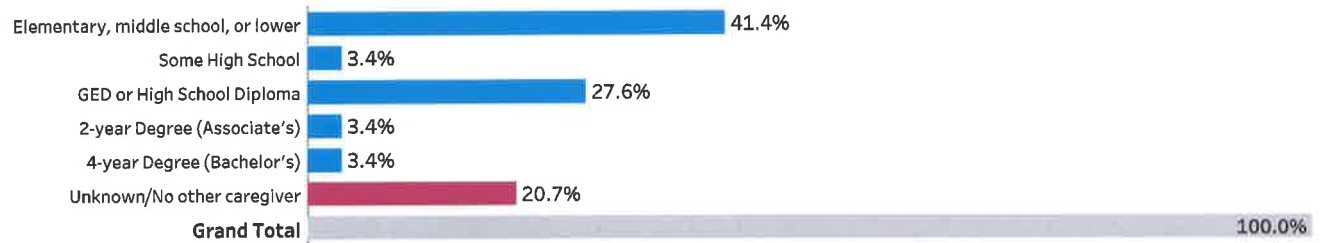


Reporting Year	Reporting Period	Organization Name	Program Name	County	Participants
July 2018 to June 2019	Full Year	Crittendon Center	Crittendon Center HGPEs	All	All

## Primary Caregiver Education



## Other Caregiver Education



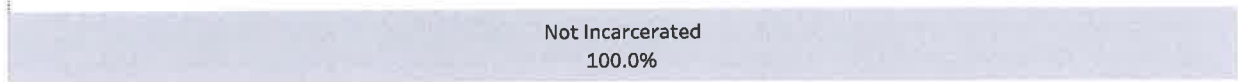
If you have questions about these reports, please visit <http://daiseyiowa.daiseysolutions.org/> or contact the Iowa Help Desk at [daisey.iowa@ku.edu](mailto:daisey.iowa@ku.edu).

# FSSD Report - Other Demographic Questions

Reporting Period: Full Year, 2018-2019



Reporting Year	Reporting Period	Organization Name	Program Name	County	Participants	Target Child?
July 2018 to June 2019	Full Year	Crittenton Center	Crittenton Center HOPEs	All	All	All



If you have questions about these reports, please visit <http://daisy.iowa.daiseysolutions.org/> or contact the Iowa Help Desk at [daisey.iowa@ku.edu](mailto:daisey.iowa@ku.edu).



# Edinburgh Postnatal Depression Scale (EPDS) Report

Reporting Period: Full Year, 2018-2019



Reporting Year	Reporting Period	Organization Name	Program Name	County	Participants	Target Child?
July 2018 to June 2019	Full Year	Crittendon Center	Crittendon Center HOPES	All	All	All

Mothers (pregnant or with an infant $\leq 1$ )	Screened	Screened Positive	Referred	Already in Services
17	16	6	3	3

Of mothers who were pregnant or had an infant  $\leq 1$ :



Of mothers screened with the EPDS:



Of mothers with a positive EPDS:



If you have questions about these reports, please visit <http://daiseyiowa.daiseysolutions.org/>, contact the Iowa Help Desk at [daisey.iowa@ku.edu](mailto:daisey.iowa@ku.edu)

# ASQ-3 Screenings for Age Eligible Children

Reporting Period: Full Year, 2018-2019



Reporting Year	Reporting Period	Organization Name	Program Name	County	Participants	Target Child?
July 2018 to June 2019	Full Year	Crittenton Center	Crittenton Center HOPES	All	All	All

All age-eligible children	Screened	Screened Positive	Referred
35	24	2	2

Of children who are age-eligible for ASQ-3 screening:



Of children who received ASQ-3 screening:



Of children who screened positive:



If you have questions about these reports, please visit <http://daisyinwa.daiseysolutions.org/> contact the Iowa Help Desk at [daisy.iowa@ku.edu](mailto:daisy.iowa@ku.edu)

# ASQ:SE Screenings for Age Eligible Children

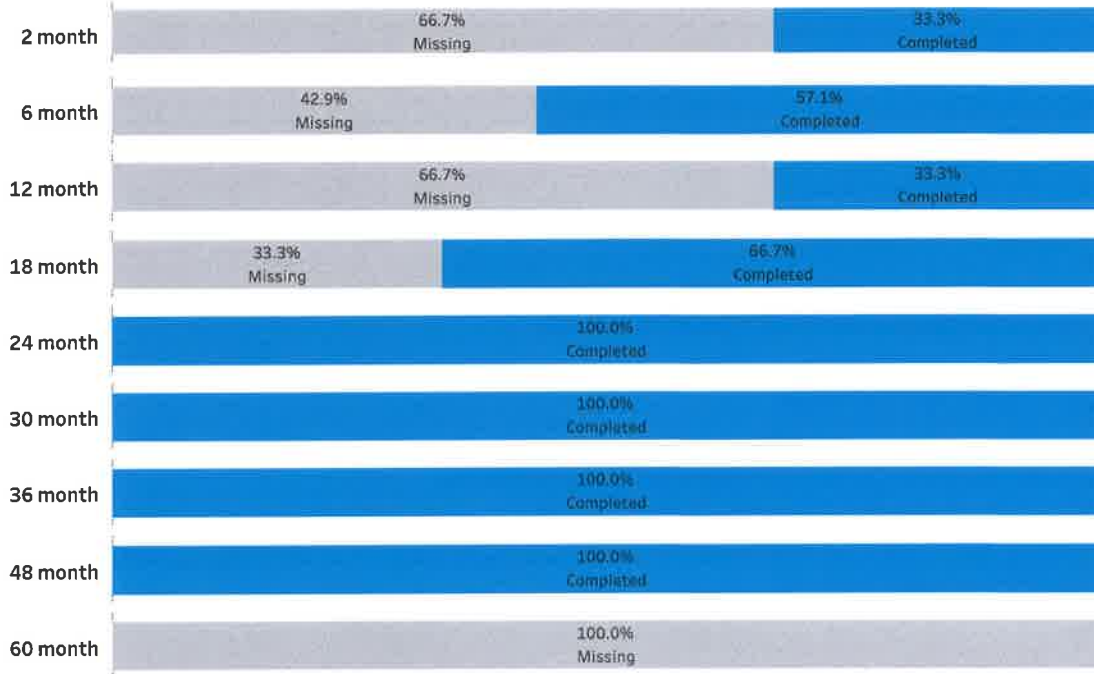
Reporting Period: Full Year, 2018-2019



Reporting Year	Reporting Period	Organization Name	Program Name	County	Participants	Target Child?
July 2018 to June 2019	Full Year	Crittendon Center	Crittendon Center HOPEs	All	All	All

Completed    Completed outside of range    Missing

This dashboard includes both ASQ:SE and ASQ:SE-2 assessment forms. Use of the ASQ:SE-2 began on 4/1/19.



This report combines the ASQ:SE and ASQ:SE-2.


If you have questions about these reports, please visit <http://daisy.iowa.daiseysolutions.org/> contact the Iowa Help Desk at [daisey.iowa@ku.edu](mailto:daisey.iowa@ku.edu).

**FSSD Report - Life Skills Progression Annual Outcome Measures**  
 Reporting Period: Full Year, 2018-2019




Reporting Year	Reporting Period	Organization Name	County	Program Name	Participants
July 2018 to June 2019	Full Year	Crittendon Center	All	Crittendon Center HOPEs	All

**Outcome Measures based on Life Skills Progression (LSP)**



**Outcome Measures based on Life Skills Progression (LSP)**



Note: ECI long-term home visiting & IDPH HOPEs programs are required to complete the LSP.

If you have questions about these reports, please visit <http://daiseyiowa.daiseysolutions.org/> or contact the Iowa Help Desk at [daisey.iowa@ku.edu](mailto:daisey.iowa@ku.edu).

# FSSD Report - Protective Factors Survey Annual Outcome Measures

Reporting Period: Full Year, 2018-2019



Reporting Year	Reporting Period	Organization Name	County	Program Name	Participants
July 2018 to June 2019	Full Year	Crittenton Center	All	Crittenton Center HOPES	All

## Outcome Measures based on Protective Factors Survey (PFS)

## Outcome Measures based on Protective Factors Survey (PFS)

Note: ECI group-based parent education and short-term home visiting are required to complete the PFS.

If you have questions about these reports, please visit <http://daisyiowa.daiseysolutions.org/> or contact the Iowa Help Desk at [daisey.iowa@ku.edu](mailto:daisey.iowa@ku.edu).

# FSSD Report - Output Measures

Reporting Period: Full Year, 2018-2019



Reporting Year	Reporting Period	Organization Name	Program Name	County	Participants	Target Child?
July 2018 to June 2019	Full Year	Community Action Agency ..	Early Head Start	All	All	All

## Children & Families Served

Children 0-5



Families



## Services Provided

Home Visits



Group-Based  
Parent Education  
Meetings



## Pregnancy Status at Enrollment



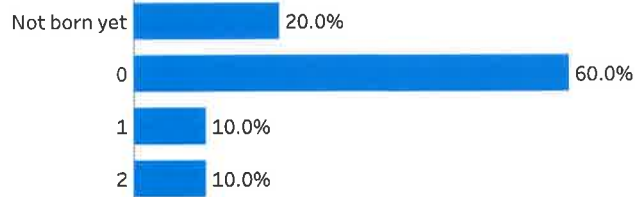
## Mom's Age at Enrollment



Average  
Age

30.18

## Child's Age at Enrollment



If you have questions about these reports, please visit <http://daiseviowa.daiseysolutions.org/> or contact the Iowa Help Desk at [dalsey.iowa@ku.edu](mailto:dalsey.iowa@ku.edu).

# Primary Caregiver & Household Demographics (Page 1 of 4)

Reporting Period: Full Year, 2018-2019



Reporting Year	Reporting Period	Organization Name	Program Name	County	Participants
July 2018 to June 2019	Full Year	Community Action Agency of Sioux..	Early Head Start	All	All

## Primary Caregiver Race



## Primary Caregiver Ethnicity



If you have questions about these reports, please visit <http://daiseyiowa.daiseysolutions.org/> or contact the Iowa Help Desk at [daisey.iowa@ku.edu](mailto:daisey.iowa@ku.edu).


# Primary Caregiver & Household Demographics (Page 2 of 4)

Reporting Period: Full Year, 2018-2019



Reporting Year	Reporting Period	Organization Name	County	Program Name	Participants
July 2018 to June 2019	Full Year	Community Action Agency of Sio...	All	Early Head Start	All

## Household Size at Enrollment



## Federal Poverty Level at Enrollment



If you have questions about these reports, please visit <http://dalsey.iowa.dalseysolutions.org/> or contact the Iowa Help Desk at [dalsey.iowa@ku.edu](mailto:dalsey.iowa@ku.edu).



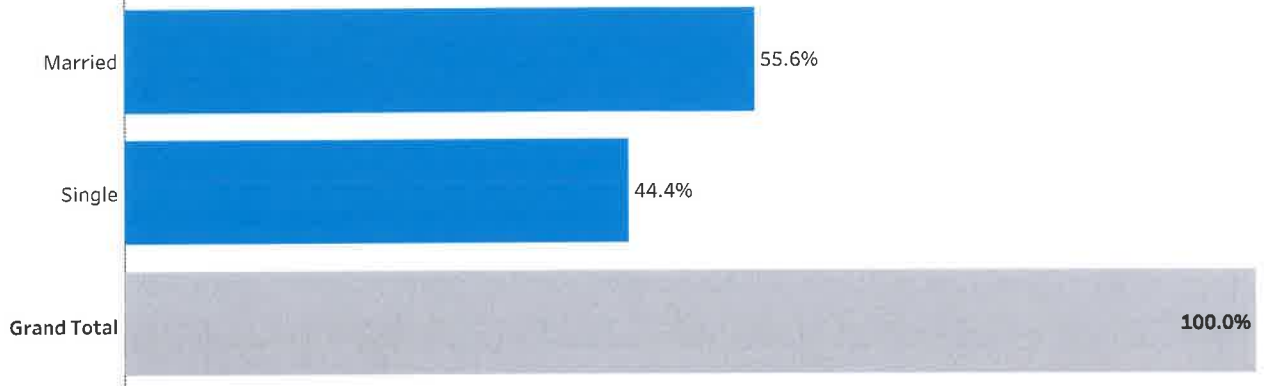
# Primary Caregiver & Household Demographics (Page 3 of 4)

Reporting Period: Full Year, 2018-2019




Reporting Year	Reporting Period	Organization Name	Program Name	County	Participants
July 2018 to June 2019	Full Year	Community Action Agency of Sio..	Early Head Start	All	All

## Primary Caregiver Marial Status



## Primary Langaage Spoken in the Home



If you have questions about these reports, please visit <http://daisy.iowa.daiseysolutions.org/> or contact the Iowa Help Desk at [daisey.iowa@ku.edu](mailto:daisey.iowa@ku.edu).

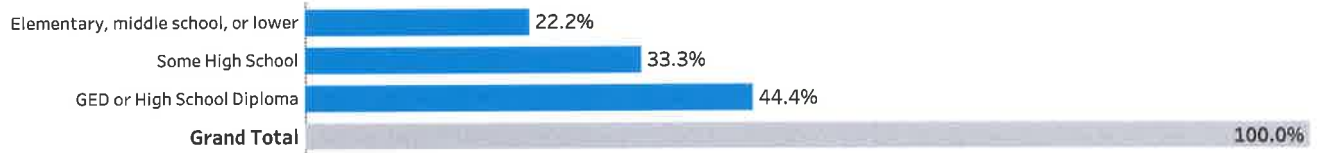
# Primary Caregiver & Household Demographics (Page 4 of 4)

Reporting Period: Full Year, 2018-2019

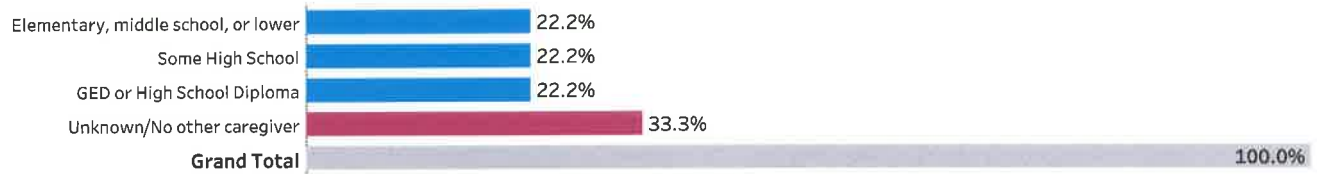


Reporting Year	Reporting Period	Organization Name	Program Name	County	Participants
July 2018 to June 2019	Full Year	Community Action Agency of Slo...	Early Head Start	All	All

## Primary Caregiver Education



## Other Caregiver Education



If you have questions about these reports, please visit <http://daisy.iowa.daiseysolutions.org/> or contact the Iowa Help Desk at [daisey.iowa@ku.edu](mailto:daisey.iowa@ku.edu).

# FSSD Report - Other Demographic Questions

Reporting Period: Full Year, 2018-2019



Reporting Year	Reporting Period	Organization Name	Program Name	County	Participants	Target Child?
July 2018 to June 2019	Full Year	Community Action Agency ..	Early Head Start	All	All	All



If you have questions about these reports, please visit <http://daiseyiowa.daiseysolutions.org/> or contact the Iowa Help Desk at [daisey.iowa@ku.edu](mailto:daisey.iowa@ku.edu).

# ASQ-3 Screenings for Age Eligible Children

Reporting Period: Full Year, 2018-2019



Reporting Year	Reporting Period	Organization Name	Program Name	County	Participants	Target Child?
July 2018 to June 2019	Full Year	Community Action Agency ..	Early Head Start	All	All	All

All age-eligible children

10

Screened

10

Screened Positive

1

Referred

0

Of children who are age-eligible for ASQ-3 screening:



Of children who received ASQ-3 screening:



Of children who screened positive:



If you have questions about these reports, please visit <http://daisyiowa.daisysolutions.org/> contact the Iowa Help Desk at [daisy.iowa@ku.edu](mailto:daisy.iowa@ku.edu)

# ASQ:SE Screenings for Age Eligible Children


Reporting Period: Full Year, 2018-2019



Reporting Year	Reporting Period	Organization Name	Program Name	County	Participants	Target Child?
July 2018 to June 2019	Full Year	Community Action Agency ..	Early Head Start	All	All	All

**Completed** Completed outside of range Missing

This dashboard includes both ASQ:SE and ASQ:SE-2 assessment forms. Use of the ASQ:SE-2 began on 4/1/19.



This report combines the ASQ:SE and ASQ:SE-2.

If you have questions about these reports, please visit <http://daisy.iowa.daiseysolutions.org/> contact the Iowa Help Desk at [daisy.iowa@ku.edu](mailto:daisy.iowa@ku.edu).

# Edinburgh Postnatal Depression Scale (EPDS) Report

Reporting Period: Full Year, 2018-2019



Reporting Year	Reporting Period	Organization Name	Program Name	County	Participants	Target Child?
July 2018 to June 2019	Full Year	Community Action Agency, ..	Early Head Start	All	All	All

Mothers (pregnant or with an infant $\leq 1$ )	Screened	Screened Positive	Referred	Already in Services
5	5	0	0	0

Of mothers who were pregnant or had an infant  $\leq 1$ :



Of mothers screened with the EPDS:



Of mothers with a positive EPDS:




# FSSD Report - Life Skills Progression Annual Outcome Measures

Reporting Period: Full Year, 2018-2019




Reporting Year	Reporting Period	Organization Name	County	Program Name	Participants
July 2018 to June 2019	Full Year	Community Action Agency of Siou...	All	Early Head Start	All

## Outcome Measures based on Life Skills Progression (LSP)



## Outcome Measures based on Life Skills Progression (LSP)



Note: ECI long-term home visiting & IDPH HOPEs programs are required to complete the LSP.

If you have questions about these reports, please visit <http://dalseyicwa.daiseysolutions.org/> or contact the Iowa Help Desk at [dalsey.iowa@ku.edu](mailto:dalsey.iowa@ku.edu).


# FSSD Report - Protective Factors Survey Annual Outcome Measures

Reporting Period: Full Year, 2018-2019




Reporting Year	Reporting Period	Organization Name	County	Program Name	Participants
July 2018 to June 2019	Full Year	Community Action Agency of Sid...	All	Early Head Start	All

## Outcome Measures based on Protective Factors Survey (PFS)



## Outcome Measures based on Protective Factors Survey (PFS)



Note: ECI group-based parent education and short-term home visiting are required to complete the PFS.

If you have questions about these reports, please visit <http://dalsey.iowa.dalseysolutions.org/> or contact the Iowa Help Desk at [dalsey.iowa@ku.edu](mailto:dalsey.iowa@ku.edu).




# FSSD Report - Output Measures

Reporting Period: Full Year, 2018-2019

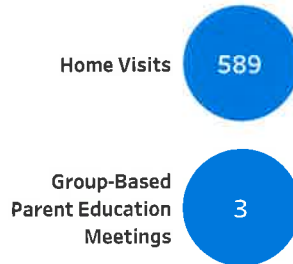


Reporting Year	Reporting Period	Organization Name	Program Name	County	Participants	Target Child?
July 2018 to June 2019	Full Year	Lutheran Services in Iowa	HOPES-HFI- Woodbury	Woodbury	All	Yes

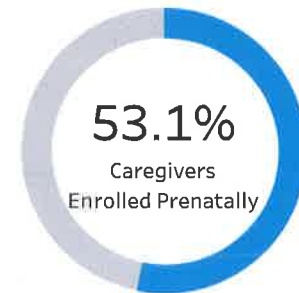
## Children & Families Served



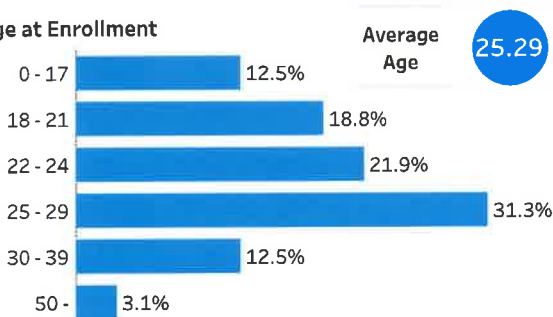
## Services Provided



## Pregnancy Status at Enrollment



## Mom's Age at Enrollment



## Child's Age at Enrollment



If you have questions about these reports, please visit <http://dalsey.iowa.daiseysolutions.org/> or contact the Iowa Help Desk at [dalsey.iowa@ku.edu](mailto:dalsey.iowa@ku.edu).

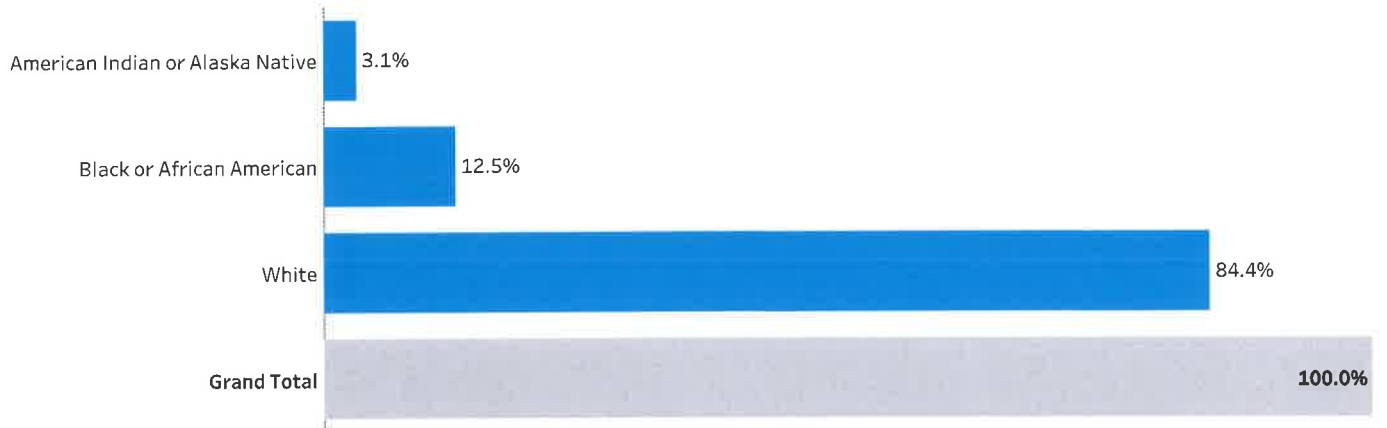
# Primary Caregiver & Household Demographics (Page 1 of 4)

Reporting Period: Full Year, 2018-2019



Reporting Year	Reporting Period	Organization Name	Program Name	County	Participants
July 2018 to June 2019	Full Year	Lutheran Services in Iowa	HOPES-HFI- Woodbury	Woodbury	A

## Primary Caregiver Race



## Primary Caregiver Ethnicity



If you have questions about these reports, please visit <http://daiseyiowa.daiseysolutions.org/> or contact the Iowa Help Desk at [daisey.iowa@ku.edu](mailto:daisey.iowa@ku.edu)

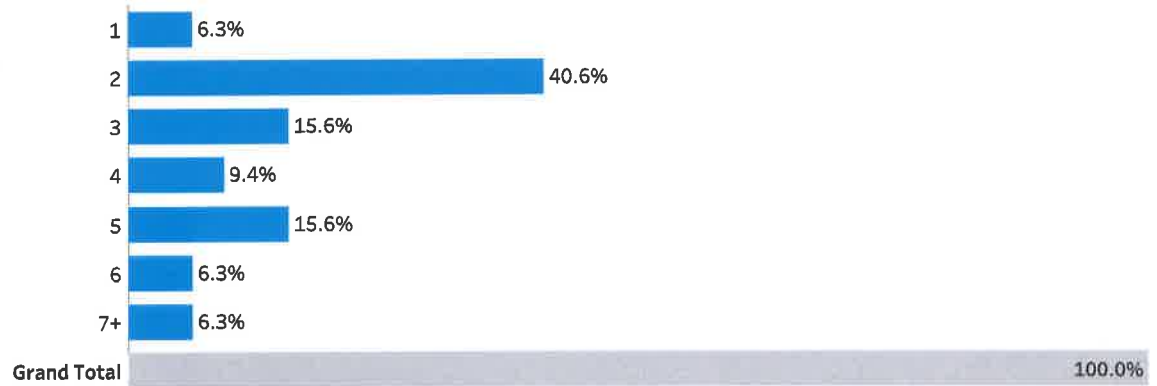
# Primary Caregiver & Household Demographics (Page 2 of 4)

Reporting Period: Full Year, 2018-2019



Reporting Year	Reporting Period	Organization Name	County	Program Name	Participants
July 2018 to June 2019	Full Year	Lutheran Services in Iowa	Woodbury	HOPES-HFI- Woodbury	All

## Household Size at Enrollment



## Federal Poverty Level at Enrollment



If you have questions about these reports, please visit <http://daiseyiowa.daiseysolutions.org/> or contact the Iowa Help Desk at [daisey.iowa@ku.edu](mailto:daisey.iowa@ku.edu).

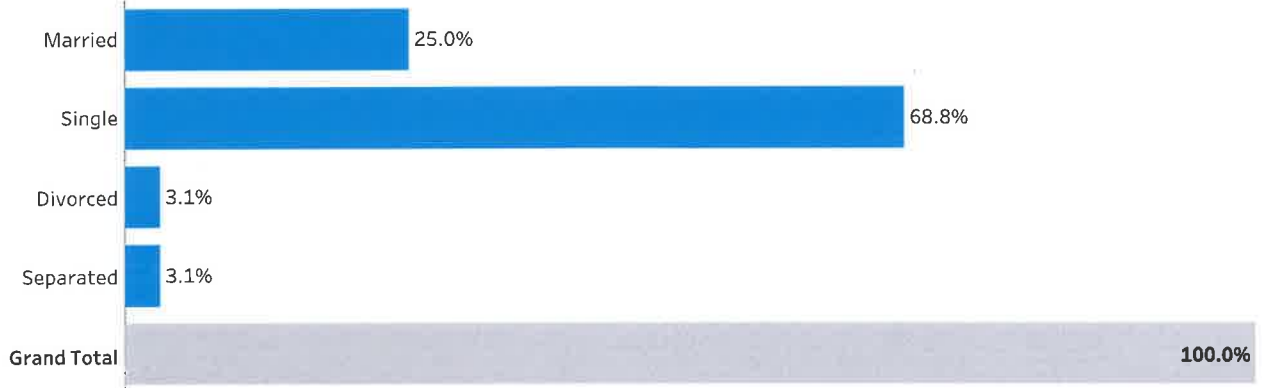
# Primary Caregiver & Household Demographics (Page 3 of 4)

Reporting Period: Full Year, 2018-2019




Reporting Year	Reporting Period	Organization Name	Program Name	County	Participants
July 2018 to June 2019	Full Year	Lutheran Services in Iowa	HOPES-HFI- Woodbury	Woodbury	All

## Primary Caregiver Marial Status



## Primary Langaue Spoken in the Home



If you have questions about these reports, please visit <http://daisy.iowa.daiseysolutions.org/> or contact the Iowa Help Desk at [daisey.iowa@ku.edu](mailto:daisey.iowa@ku.edu)

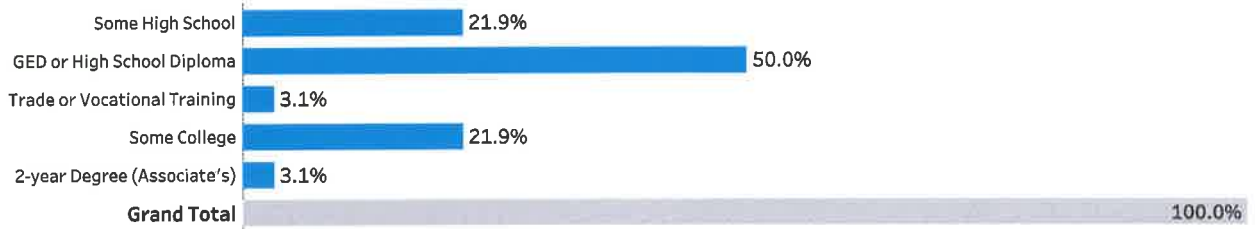
# Primary Caregiver & Household Demographics (Page 4 of 4)

Reporting Period: Full Year, 2018-2019

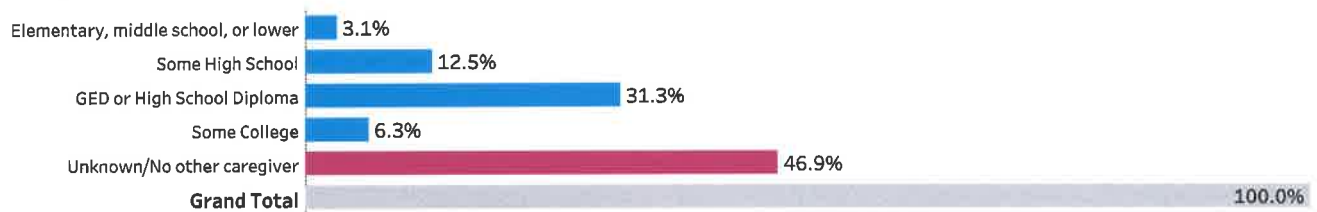


Reporting Year	Reporting Period	Organization Name	Program Name	County	Participants
July 2018 to June 2019	Full Year	Lutheran Services in Iowa	HOPES-HFI- Woodbury	Woodbury	All

## Primary Caregiver Education



## Other Caregiver Education



If you have questions about these reports, please visit <http://daisey.iowa.daiseysolutions.org/> or contact the Iowa Help Desk at [daisey.iowa@ku.edu](mailto:daisey.iowa@ku.edu).

# FSSD Report - Other Demographic Questions

Reporting Period: Full Year, 2018-2019



Reporting Year	Reporting Period	Organization Name	Program Name	County	Participants	Target Child?
July 2018 to June 2019	Full Year	Lutheran Services in Iowa	HOPES-HFI- Woodbury	Woodbury	All	All



If you have questions about these reports, please visit <http://daisy.iowa.daiseysolutions.org/> or contact the Iowa Help Desk at [daisey.iowa@ku.edu](mailto:daisey.iowa@ku.edu).

# Edinburgh Postnatal Depression Scale (EPDS) Report

Reporting Period: Full Year, 2018-2019



Reporting Year	Reporting Period	Organization Name	Program Name	County	Participants	Target Child?
July 2018 to June 2019	Full Year	Lutheran Services in Iowa	HOPES-HFI- Woodbury	Woodbury	All	All

Mothers (pregnant or with an infant ≤1)	Screened	Screened Positive	Referred	Already in Services
<b>23</b>	<b>21</b>	<b>9</b>	<b>6</b>	<b>3</b>

Of mothers who were pregnant or had an infant <1:



Of mothers screened with the EPDS:



Of mothers with a positive EPDS:



If you have questions about these reports, please visit <http://daisy.iowa.daiseysolutions.org/> contact the Iowa Help Desk at [daisy.iowa@ku.edu](mailto:daisy.iowa@ku.edu)

# ASQ-3 Screenings for Age Eligible Children

Reporting Period: Full Year, 2018-2019



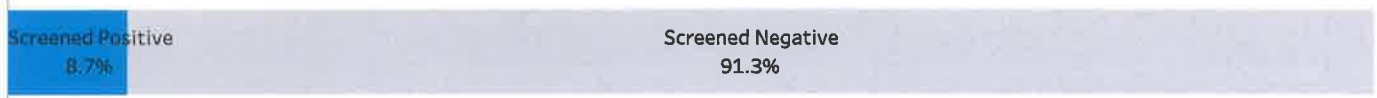
Reporting Year	Reporting Period	Organization Name	Program Name	County	Participants	Target Child?
July 2018 to June 2019	Full Year	Crittenton Center	Crittenton Center HOPES	All	All	Yes

All age-eligible children	Screened	Screened Positive	Referred
27	23	2	2

Of children who are age-eligible for ASQ-3 screening:



Of children who received ASQ-3 screening:



Of children who screened positive:



If you have questions about these reports, please visit <http://daisy.iowa.daiseysolutions.org/>, contact the Iowa Help Desk at [daisy.iowa@ku.edu](mailto:daisy.iowa@ku.edu)



# ASQ:SE Screenings for Age Eligible Children


Reporting Period: Full Year, 2018-2019



Reporting Year	Reporting Period	Organization Name	Program Name	County	Participants	Target Child?
July 2018 to June 2019	Full Year	Crittenton Center	Crittenton Center HOPEs	All	All	Yes

Completed   Completed outside of range   Missing

This dashboard includes both ASQ:SE and ASQ:SE-2 assessment forms. Use of the ASQ:SE-2 began on 4/1/19.



This report combines the ASQ:SE and ASQ:SE-2.

If you have questions about these reports, please visit <http://daisy.iowa.daiseysolutions.org/> contact the Iowa Help Desk at [daisy.iowa@ku.edu](mailto:daisy.iowa@ku.edu).

# ASQ-3 Screenings for Age Eligible Children

Reporting Period: Full Year, 2018-2019



Reporting Year	Reporting Period	Organization Name	Program Name	County	Participants	Target Child?
July 2018 to June 2019	Full Year	Lutheran Services In Iowa	HOPES-HFI- Woodbury	Woodbury	All	Yes

All age-eligible children	Screened	Screened Positive	Referred
28	26	7	5

Of children who are age-eligible for ASQ-3 screening:



Of children who received ASQ-3 screening:



Of children who screened positive:



If you have questions about these reports, please visit <http://daisey.iowa.daiseysolutions.org/> contact the Iowa Help Desk at [daisey.iowa@ku.edu](mailto:daisey.iowa@ku.edu)


# FSSD Report - Life Skills Progression Annual Outcome Measures

Reporting Period: Full Year, 2018-2019




Reporting Year	Reporting Period	Organization Name	County	Program Name	Participants
July 2018 to June 2019	Full Year	Lutheran Services in Iowa	Woodbury	HOPES-HFI- Woodbury	All

## Outcome Measures based on Life Skills Progression (LSP)



## Outcome Measures based on Life Skills Progression (LSP)



Note: ECI long-term home visiting & IDPH HOPEs programs are required to complete the LSP.

If you have questions about these reports, please visit <http://daiseyiowa.daiseysolutions.org/> or contact the Iowa Help Desk at [daisey.iowa@ku.edu](mailto:daisey.iowa@ku.edu).

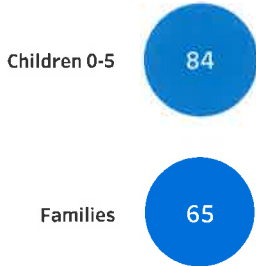
# FSSD Report - Output Measures

Reporting Period: Full Year, 2018-2019

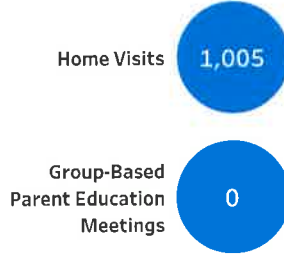


Reporting Year	Reporting Period	Organization Name	Program Name	County	Participants	Target Child?
July 2018 to June 2019	Full Year	Siouxland District Health ..	HOPES	Multiple values	All	All

## Children & Families Served



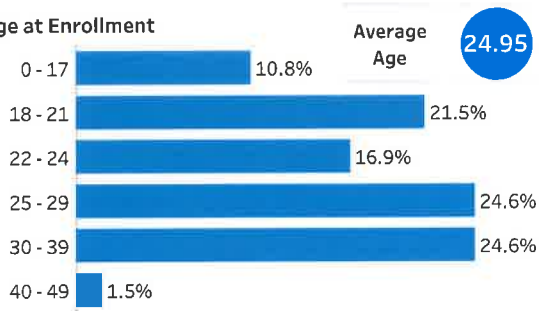
## Services Provided



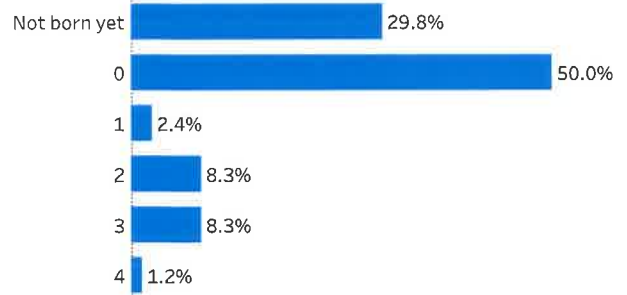
## Pregnancy Status at Enrollment



## Mom's Age at Enrollment



## Child's Age at Enrollment



If you have questions about these reports, please visit <http://daisy.iowa.daiseysolutions.org/> or contact the Iowa Help Desk at [daisy.iowa@ku.edu](mailto:daisy.iowa@ku.edu).

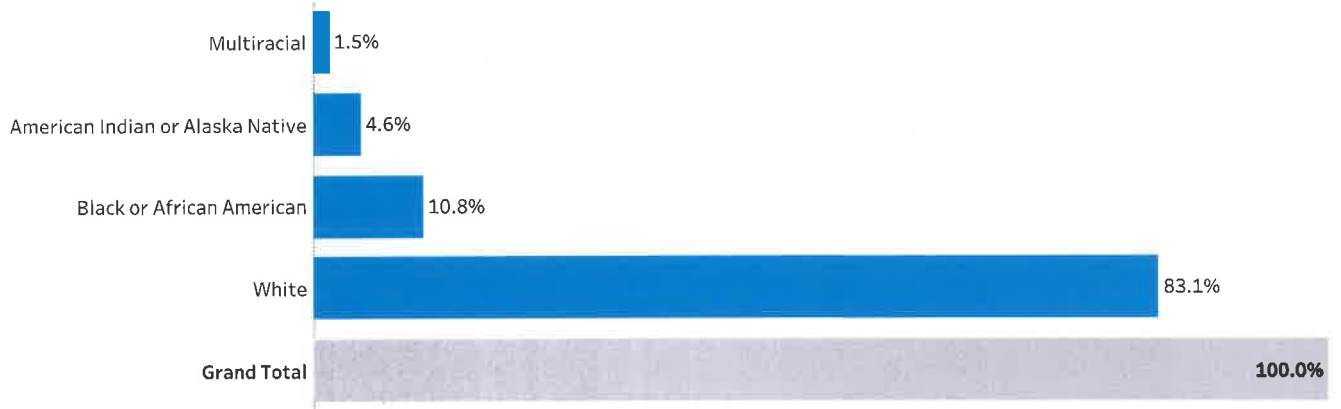
# Primary Caregiver & Household Demographics (Page 1 of 4)

Reporting Period: Full Year, 2018-2019

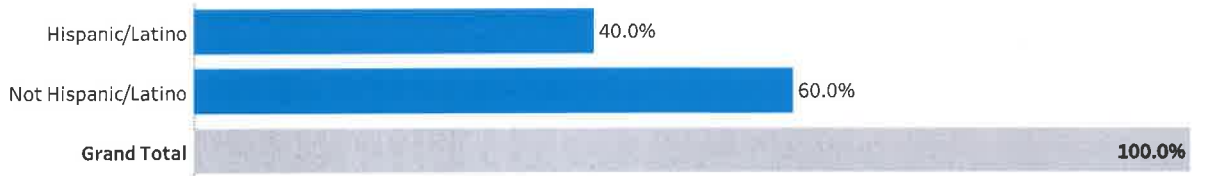


Reporting Year	Reporting Period	Organization Name	Program Name	County	Participants
July 2018 to June 2019	Full Year	Siouxland District Health Departm..	HOPES	Multiple values	All

## Primary Caregiver Race



## Primary Caregiver Ethnicity



If you have questions about these reports, please visit <http://daiseyiowa.daiseysolutions.org/> or contact the Iowa Help Desk at [daisey.iowa@ku.edu](mailto:daisey.iowa@ku.edu).

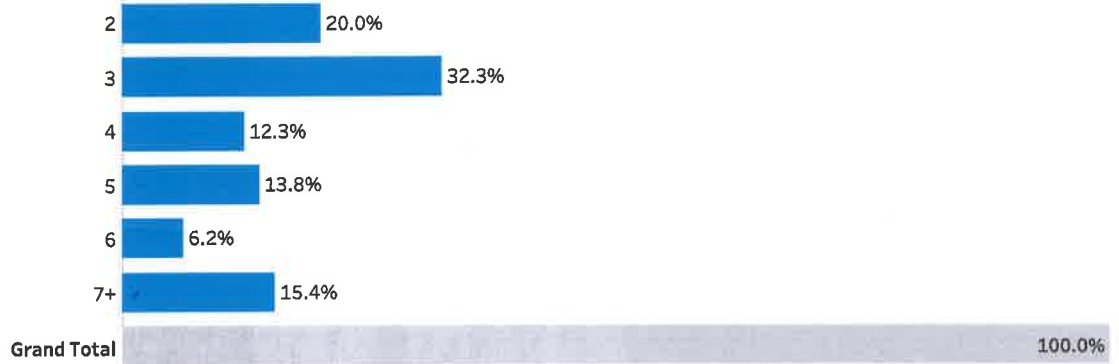
# Primary Caregiver & Household Demographics (Page 2 of 4)

Reporting Period: Full Year, 2018-2019



Reporting Year	Reporting Period	Organization Name	County	Program Name	Participants
July 2018 to June 2019	Full Year	Siouxland District Health Depart...	Multiple values	HOPES	All

## Household Size at Enrollment



## Federal Poverty Level at Enrollment



If you have questions about these reports, please visit <http://daisey.iowa.daiseysolutions.org/> or contact the Iowa Help Desk at [daisey.iowa@ku.edu](mailto:daisey.iowa@ku.edu).

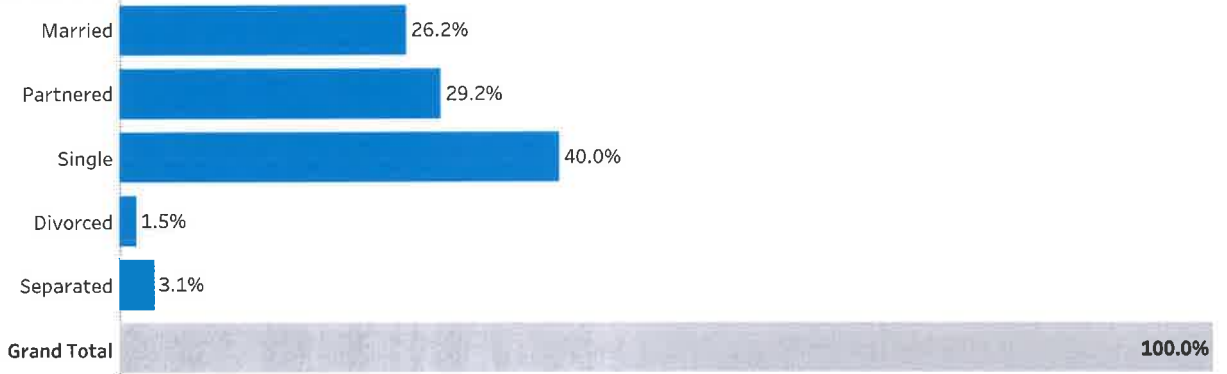
# Primary Caregiver & Household Demographics (Page 3 of 4)

Reporting Period: Full Year, 2018-2019

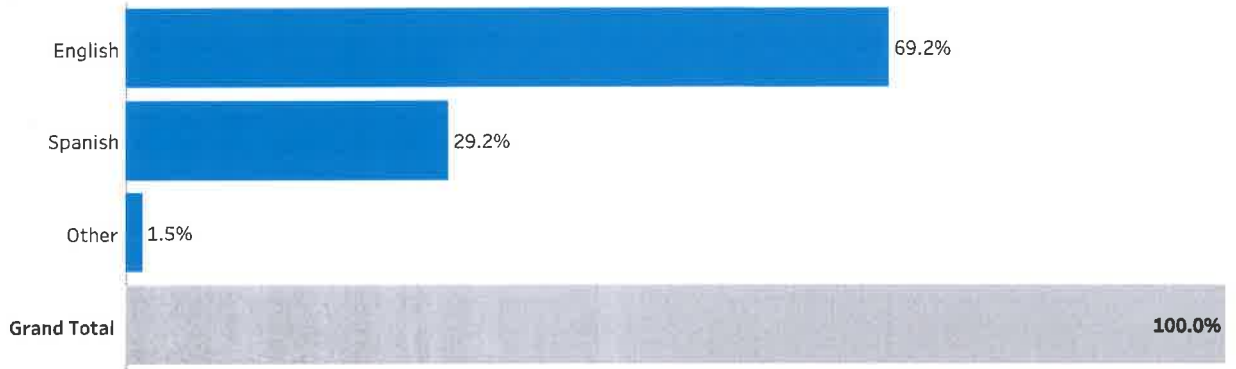


Reporting Year	Reporting Period	Organization Name	Program Name	County	Participants
July 2018 to June 2019	Full Year	Siouxland District Health Depart..	HOPES	Multiple values	All

## Primary Caregiver Marial Status



## Primary Language Spoken in the Home



If you have questions about these reports, please visit <http://daiseyiowa.daiseysolutions.org/> or contact the Iowa Help Desk at [daisey.iowa@ku.edu](mailto:daisey.iowa@ku.edu).

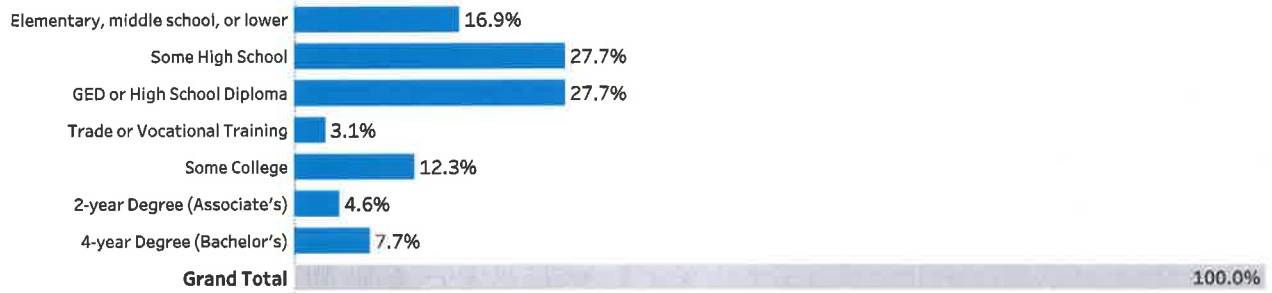
# Primary Caregiver & Household Demographics (Page 4 of 4)

Reporting Period: Full Year, 2018-2019

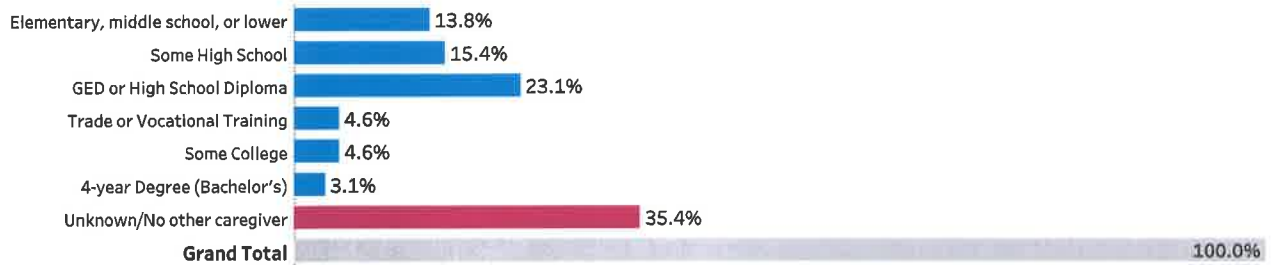


Reporting Year July 2018 to June 2019	Reporting Period Full Year	Organization Name Siouxland District Health Depart..	Program Name HOPE\$	County Multiple values	Participants All
--	-------------------------------	---	------------------------	---------------------------	---------------------

## Primary Caregiver Education



## Other Caregiver Education



If you have questions about these reports, please visit <http://daiseyiowa.daiseysolutions.org/> or contact the Iowa Help Desk at [daisey.iowa@ku.edu](mailto:daisey.iowa@ku.edu).

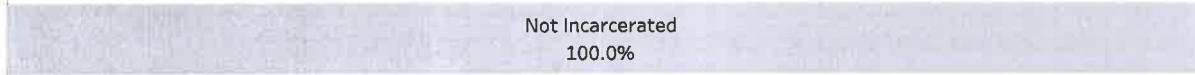


# FSSD Report - Other Demographic Questions

Reporting Period: Full Year, 2018-2019



Reporting Year	Reporting Period	Organization Name	Program Name	County	Participants	Target Child?
July 2018 to June 2019	Full Year	Siouxland District Health ..	HOPES	Multiple values	All	All



If you have questions about these reports, please visit <http://daiseyiowa.daiseysolutions.org/> or contact the Iowa Help Desk at [daisey.iowa@ku.edu](mailto:daisey.iowa@ku.edu).

# Edinburgh Postnatal Depression Scale (EPDS) Report

Reporting Period: Full Year, 2018-2019



Reporting Year	Reporting Period	Organization Name	Program Name	County	Participants	Target Child?
July 2018 to June 2019	Full Year	Siouxland District Health ..	HOPES	Multiple values	All	All

Mothers (pregnant or with an infant ≤1)	Screened	Screened Positive	Referred	Already in Services
47	45	14	6	7

Of mothers who were pregnant or had an infant <1:



Of mothers screened with the EPDS:



Of mothers with a positive EPDS:



If you have questions about these reports, please visit <http://daiseyiowa.daiseysolutions.org/> contact the Iowa Help Desk at [daisey.iowa@ku.edu](mailto:daisey.iowa@ku.edu)

# ASQ-3 Screenings for Age Eligible Children

Reporting Period: Full Year, 2018-2019



Reporting Year	Reporting Period	Organization Name	Program Name	County	Participants	Target Child?
July 2018 to June 2019	Full Year	Siouxland District Health ..	HOPES	Multiple values	All	All

All age-eligible children	Screened	Screened Positive	Referred
<b>83</b>	<b>58</b>	<b>13</b>	<b>5</b>

Of children who are age-eligible for ASQ-3 screening:



Of children who received ASQ-3 screening:



Of children who screened positive:



If you have questions about these reports, please visit <http://daiseyiowa.daiseysolutions.org/> contact the Iowa Help Desk at [daisey.iowa@ku.edu](mailto:daisey.iowa@ku.edu)

# ASQ:SE Screenings for Age Eligible Children

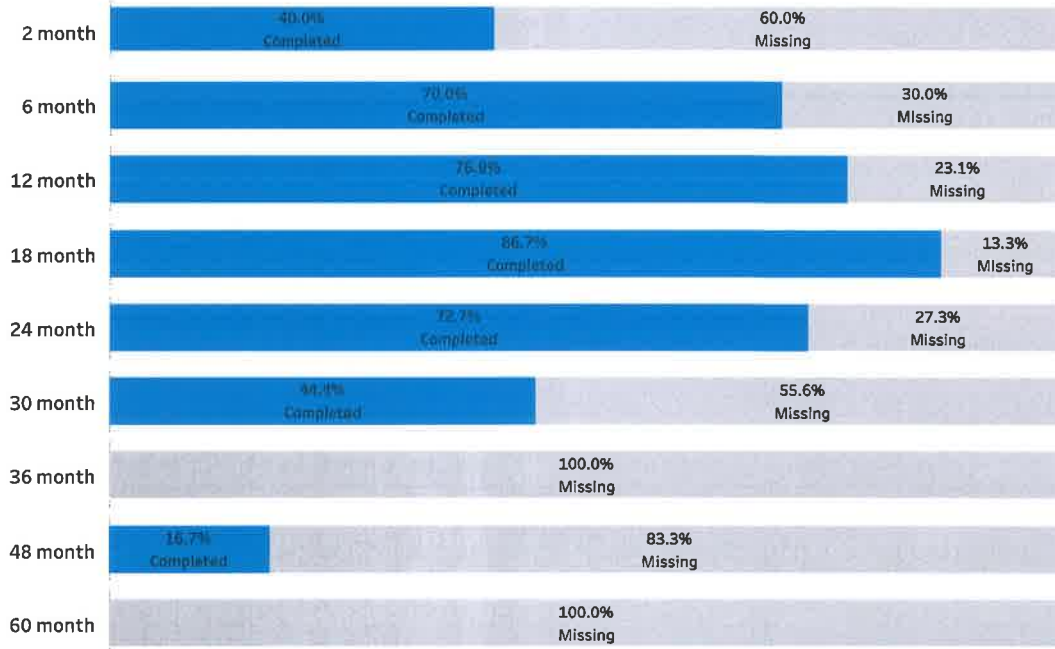
Reporting Period: Full Year, 2018-2019



Reporting Year	Reporting Period	Organization Name	Program Name	County	Participants	Target Child?
July 2018 to June 2019	Full Year	Siouxland District Health ..	HOPES	Multiple values	All	All

Completed Completed outside of range Missing

This dashboard includes both ASQ:SE and ASQ:SE-2 assessment forms. Use of the ASQ:SE-2 began on 4/1/19.



This report combines the ASQ:SE and ASQ:SE-2.


If you have questions about these reports, please visit <http://daisy.iowa.daisysolutions.org/> contact the Iowa Help Desk at [daisy.iowa@ku.edu](mailto:daisy.iowa@ku.edu).

**FSSD Report - Life Skills Progression Annual Outcome Measures**  
 Reporting Period: Full Year, 2018-2019

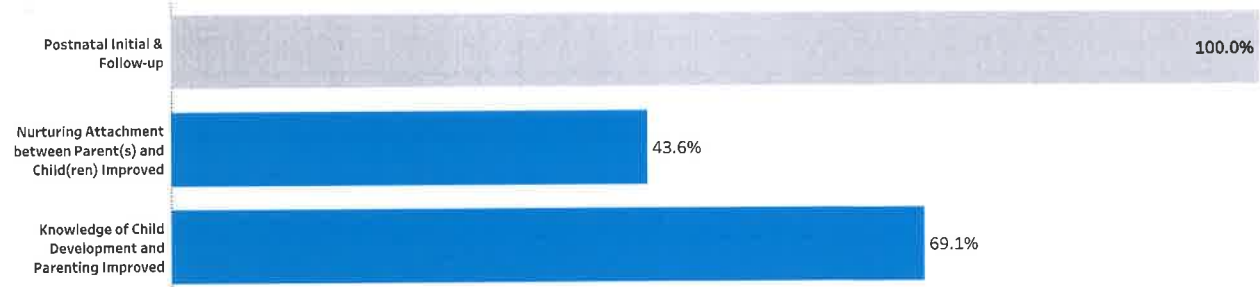


Reporting Year	Reporting Period	Organization Name	County	Program Name	Participants
July 2018 to June 2019	Full Year	Siouxland District Health Depart..	Multiple values	HOPES	All

**Outcome Measures based on Life Skills Progression (LSP)**



**Outcome Measures based on Life Skills Progression (LSP)**



Note: ECI long-term home visiting & IDPH HOPES programs are required to complete the LSP.

If you have questions about these reports, please visit <http://daisey.iowa.daiseysolutions.org/> or contact the Iowa Help Desk at [daisey.iowa@ku.edu](mailto:daisey.iowa@ku.edu).